


**Certification of Compliance
for
Town Road and Bridge Standards**


We, the Legislative Body of the Municipality of **East Montpelier** certify that we have reviewed, understand and comply with the Town Road and Bridge Standards passed and adopted by the Selectboard on **April 1, 2013**.

We further certify that our adopted Town Road and Bridge Standards **do** meet or exceed the minimum requirements included in the January 23, 2013 VTrans template.



Seth Gardner, Chair


Date: 4/17/14



Casey Northrup



Carl Etnier



Steve Sparrow

Kim Swasey

TOWN ROAD AND BRIDGE STANDARDS

TOWN of EAST MONTPELIER, VERMONT

As Adopted April 1, 2013

The Town of East Montpelier hereby adopts the following Town Road and Bridge Standards which shall apply to the construction, repair, and maintenance of all town roads and bridges.

The standards listed here are considered minimum and apply to construction projects and repair and maintenance activities. The standards include management practices and are designed to:

- Ensure the safety of the traveling public.
- Minimize damage to road infrastructure during flood events.
- Enhance water quality protections by minimizing sediment delivery to surface waters and/or wetlands.

The Selectboard reserves the right to modify the standards for a particular project or repair or maintenance activities where, because of unique physical circumstances or conditions, there is no possibility that the project or activities can be completed in strict conformance with these provisions. Any modifications to the standards must be done in a manner that serves the underlying intent of the management practice, be it public safety, flood hazard avoidance, or water quality protection. Fiscal reasons are not a basis for modification of the standards. Questions about modifications to the standards should be directed to the Vermont Agency of Transportation (VTrans) District Office.

Municipalities must comply with all applicable state and federal approvals, permits and duly adopted standards when undertaking road and bridge activities and projects.

Any new road regulated by and/or to be conveyed to the municipality shall be constructed according to the minimums of these standards. If any federal and/or state funding is involved in a project, the VTrans district office must be notified prior to any field changes taking place that would alter the original scope of work.

Roadways

- All new or substantially reconstructed gravel roads shall have at least a 12-inches thick processed gravel sub-base, with an additional 3 inches (minimum) top course of crushed gravel.
- All new or substantially reconstructed paved roads shall have at least a 15-inches thick processed gravel sub-base.
- All roadways shall be graded so water does not remain on the road surface. For roadways that are not super-elevated, this generally means a 2-4% ($\frac{1}{4}$ " – $\frac{1}{2}$ " per ft) crown for gravel roads and a 1-2% ($\frac{1}{8}$ " – $\frac{1}{4}$ " per ft) crown for paved roads to promote sheeting of water.
- Proper grading techniques for gravel roadways must be used to avoid creating a ridge or berm between the crown and the ditch.
- Any berm along the roadway shoulder that prevents the proper sheeting of water must be removed.

Ditches and Slopes

Soil exposed during ditch and slope construction, repair or maintenance must be treated immediately following the operation and temporary erosion prevention and sediment control practices must be installed and maintained during construction activities and until the ditch or slope is permanently stabilized.

The following are minimum erosion control measures. Careful attention must be given to areas vulnerable to erosion and immediately adjacent or discharging to surface waters and/or roadway drainage facilities:

- Seed and mulch all ditches with grades less than 5% when undertaking projects or repairs or maintenance activities that result in exposed soil. Vegetation must be established and monitored. If vegetation is not established within 10 days of placement, install biodegradable non-welded matting with seed.
- Stone line all new or reconstructed ditches or whenever soils are disturbed by maintenance activities with grades equal to and greater than 5%; alternatively, install stone check dams. The check dams must meet criteria outlined in the "*Standards and Specifications for Check Dams*" from the *Vermont Standards and Specifications for Erosion Prevention and Sediment Control*. Specifically, dams must be placed so that the crest of the downstream check dam is at the same elevation as the base of the upstream dam.
- Create parabolic (wide "U" shaped) ditches when constructing new or substantially reconstructing ditches, rather than narrow "V" shaped ditches wherever lateral space allows. Ditches with gradual side slopes (maximum of 1:2, vertical to horizontal ratio) and a wide bottom (at least 2 feet) are preferred. Use biodegradable, non-welded matting to stabilize side-slopes where slopes are greater than 1:2 and less than 1:1 ½; apply seed and mulch to any raw or exposed side-slope if slopes are less than 1:2.
- All ditches must be turned out to avoid direct outlet into surface waters. There must be adequate outlet protection at the end of the turnout, either a structural (rock) or vegetative filtering area.
- If in the best professional engineering judgment of the VTrans Operations Division, there is a cost effective ditch treatment that will meet the intent of the management practices described above, but represents a departure from these standards, the municipality may implement the more cost effective ditch treatment alternative with the professional recommendation submitted in written form by VTrans prior to the municipality executing the work.
- When constructing new or substantially reconstructing side slopes, use appropriately sized stone armament on slopes that are 1:1 ½ or greater. If perennial streams are affected by the toe of slope the project must conform to the statewide Stream Alteration standards.

Culverts and Bridges

- Replacement of existing culverts and any new culvert must have a minimum culvert diameter of 18 inches.
- Replacement of existing bridges and culverts and any new bridges and culverts must be designed in accordance with the VTrans Hydraulics Manual, and, in the case of perennial streams, conform to the statewide Stream Alteration standards.
- All new driveway culverts must have a minimum diameter of 15 inches.
- When installing or replacing culverts, use appropriate techniques such as headwalls and wingwalls, where there is erosion or undermining or where it is expected to occur.

- Install a splash pad or plunge pool at the outlet of new or repaired drainage culverts where there is erosion or where erosion may occur. Splash pads and plunge pools are not appropriate for use in streams supporting aquatic life.

Guardrails

When roadway, culvert, bridge, or retaining wall construction or reconstruction projects result in hazards such as foreslopes, drop offs, or fixed obstacles within the designated clear-zone, a roadside barrier such as a guardrail must be installed. The most current version of the AASHTO Roadside Design Guide will govern the analysis of the hazard and the subsequent treatment of that hazard.


Access Management

The town must have a process in place, formal or informal, to review all new drive accesses and development roads where they intersect Town roads, as authorized under 19 V.S.A. § 1111. Towns may reference VTrans A-76 Standards for Town & Development Roads and B-71 Standards for Residential and Commercial Drives; and the VTrans Access Management Program Guidelines for other design standards and specifications.


Training

Town highway maintenance crews must collectively attend a minimum total of 6 hours of training per year on best road management practices. The town must keep documentation of their attendance for a period of three years.


Passed and adopted by the Selectboard of the Town of East Montpelier, Vermont on April 1, 2013.



Seth Gardner, Chair




Casey Northrup, Vice-chair



Carl Etner



Steve Sparrow



Kim Swasey