Phase II Environmental Site Assessment

February 1, 2013

Washington Electric Property

110 Route 14
East Montpelier, VT
VTDEC Site #2011-4192

Prepared for:

Central Vermont Regional Planning Commission (Grantee)
29 Main Street, Suite 4
Montpelier, VT 05651

and

Washington Electric Cooperative (Owner)
P.O. Box 8, 40 Church St.
East Montpelier, VT 05651

Weston & Sampson Engineers, Inc.
98 South Main Street
Waterbury, VT 05676
www.westonandsampson.com
Tel: 802-244-5051
Fax: 802-244-8505

TABLE OF CONTENTS

Page

LIST OF FIGURES

LIST OF TABLES

LIST OF APPENDICES

1.0 INTRODUCTION

Weston & Sampson Engineers, Inc., (Weston & Sampson) has prepared this Phase II Environmental Site Assessment (Phase II ESA) on behalf of the Central Vermont Regional Planning Commission (CVRPC) for the Washington Electric Cooperative (WEC) property located at 110 Route 14 in East Montpelier, Vermont (hereinafter referred to as "the Site") - see **Figure 1** – Site Locus Map, **Figure 2** – Site Aerial Plan, and **Figure 3** – Site Plan. Photos of the Site are provided in **Appendix A**. This Phase II ESA report is subject to the limitations described in **Section 9.0** of this report and a list of commonly used acronyms is provided in **Section 10.0**.

The Town of East Montpelier (the Town) is considering leasing the Site from WEC with the intention of developing a park-and-ride facility capable of supporting over thirty (30) vehicles. Proposed redevelopment of the Site includes bringing final grade to match the newly constructed Route 14, bituminous concrete surface, signs, lighting and miscellaneous landscaping.

To assist in the redevelopment, environmental assessment work is being done by the CVRPC on behalf of the Town with funding assistance from the USEPA Brownfield's Assessment Program. This Phase II ESA is specifically intended to provide a baseline evaluation of the Recognized Environmental Conditions (RECs) that were identified in the Phase I ESA prepared by Weston & Sampson dated December 2011 as follows:

REC-1: Documented On-Site Contamination. Based on the results of previous environmental investigations the Site is listed with the VTDEC (Site #2011-4192) due to PCB concentrations (1,100 ug/kg) in soil that exceed the VTDEC guidelines. The presence of on-Site contamination is likely a result of the past uses of the property as a vehicle maintenance garage and an electrical transformer storage facility for WEC. Additionally, the April 1972 fire that destroyed the original garage building may have resulted in subsurface contamination. Currently the degree and extent of the on-Site contamination is not adequately defined and therefore considered an REC.

REC-2: Floor Drains in the Concrete Slab. There are 2 floor drains in the concrete slab that the Garage Building resides on (see **Figure 2** and **Appendix A**). Weston & Sampson was not able to trace these floor drains to verify if they are connected or determine where they outlet.

Based on discussions with the property owner it appears that the garage bays containing the floor drains (the 2 most northerly bays) were exclusively used for washing company vehicles. It is unclear if the floor drains were historically used to discharge contaminants such as used oil, solvents or other potentially hazardous waste. The floor drains are therefore considered an REC.

REC-3: Backfilled Mechanics Pit in the Garage Building. While the vehicle maintenance garage was an operational facility, mechanics worked in a dug pit to access the underside of vehicles; this pit is located in the southwestern garage bay. The pit has since been backfilled with sand and covered with a sheet of plywood. Weston & Sampson was not able to inspect the conditions around the pit due to heavy office equipment in the garage bay but it is likely small spills and leaks occurred in the pit over the years of vehicle maintenance and therefore this is considered an REC.

REC-4: Unlabeled 55-Gallon Drum. There is a heavily dented and unlabeled 55-gallon drum located at the southwestern exterior corner of the garage building. The contents of this drum is unknown but likely contains soil generated from a previous Site investigation and is therefore considered an REC.

2.0 SCOPE OF SERVICES

The Phase II ESA was comprised of a series of field and reporting activities, which are listed below. The extent of the investigation was determined from findings outlined in the prior Phase I ESA report. This Phase II ESA was performed in accordance with Weston & Sampson's Vermont Generic Quality Assurance Project Plan (QAPP) dated March 5, 2010 (RFA 10074) and the Site-Specific Quality Assurance Project Plan (SSQAPP Rev. A1) dated May 7, 2012, both approved by the United States Environmental Protection Agency Region 1 (EPA). The work plan was also discussed with Matt Becker of the VTDEC on April 25, 2012. An access agreement was approved in August 2012 that authorized access to initiate Site work associated with this Phase II ESA.

The following scope of services was performed during this Phase II ESA:

Task 1.0	Generation of a SSQAPP
Task 2.0	Prepare a Site Health and Safety Plan
Task 3.0	Utility Clearance, GPR Survey and Base Plan Preparation
Task 4.0	Soil Boring Installation
Task 5.0	Trace Sub-slab Floor Drains
Task 6.0	Potential Receptor Survey
Task 7.0	Prepare a Phase II ESA Report

Installation and sampling of ground water monitoring wells was proposed, but not performed as the ground water surface was not encountered prior to drill rig refusal.

3.0 SITE DESCRIPTION AND BACKGROUND INFORMATION

3.1 Property Characteristics

The Site is located at 110 Route 14 in the town of East Montpelier, Vermont (near the intersection of Routes 2 and 14). A Site Locus map with the surrounding area is presented as **Figure 1** and a Site Aerial Plan with the building location can be seen on **Figure 2.**

The property is unoccupied and WEC uses the on-Site Garage Building to store office supplies and some equipment. According to a recently submitted VAOT "2012 Municipal Park-and-Ride Grant Program" application, the property is currently being used as an informal park-and-ride served by Green Mountain Transit Authority (GMTA).

The property was originally 0.98 acres and in 2009 the VAOT purchased 0.42 acres to facilitate the renovation of the nearby intersection and re-routing of Route 14 North; the current lot is 0.52 acres. The Site is developed with a wood-framed five (5)-bay Garage Building that is currently unoccupied (see **Appendix A**). The Site has been developed since the early 1950's and is located in a mixed residential and commercial setting. General property characteristics are highlighted in the table below and representative Site photographs are provided in **Appendix A.**

Property Characteristics

Owner:	Washington Electric Cooperative
Site Name:	Washington Electric Storage Garage
Latitude / Longitude:	N44°16' 18.8" / W72° 29' 8.5"
Elevation:	Approximately 698 ft. above sea level
Size:	+- 0.52 acres
Town Land Record:	Book: 20 Page: 349
Zoning:	Residential/Commercial
Utilities:	Water: Currently disconnected – formerly town water for cleaning vehicles only Sewer: No sewer service or plumbing on Site Heat: Hanging propane radiant fans – not in service Electrical: Underground conduit from on-Site utility pole

3.2 Summary of Previous Investigations

The Site has been the subject of various environmental investigations culminating in the most recent work conducted in August 2012 by Weston & Sampson. The following reports have been referenced in preparation of this Phase II ESA:

- Phase I ESA, Weston & Sampson, 2011
- Soil and Groundwater Investigation, Wheeler Environmental Services, 2009
  - *herein after referred to as "2009 WES study"*
- AOT East Montpelier Investigation, Heindel and Noyes, 2003
  - *herein after referred to as "2003 H&N study"*

The pertinent information, tables and figures from the 2003 and 2009 reports are included in **Appendix B**.

4.0 FIELD SAMPLING PROGRAM

This section outlines the field sampling activities and data gathered to assess the RECs identified in the Phase I ESA. The assessment consists of a comparison of all soil data to EPA Residential and Industrial Regional Screening Levels (RSLs) (November 2012). PCB concentrations in soil are also compared to the Vermont Department of Health (VDH) Risk Based Residential Screening Concentration (RBRSC) and federal Toxic Substances Control Act (TSCA) standard.

4.1 Health and Safety Plan

A Site-specific Health and Safety Plan (HASP) was prepared in accordance with Weston & Sampson's corporate Health & Safety Program with consideration of the guidelines under the federal Occupational Safety & Health Administration (OSHA) Hazardous Waste Operations and Emergency Response (29 CFR 1910.120), Safety and Health Regulations for Construction (29 CFR 1926.65) and the Vermont Occupational Safety and Health Administration (VOSHA). The HASP was on Site at all times during the field investigation work and discussed with the investigation team members.

4.2 Utility Clearance

Prior to conducting subsurface sampling activities, all proposed boring locations were marked and a utility clearance was performed that included notifying DigSafe and meeting with the Site owners to discuss the existing location and depth of an on Site municipal wastewater force main.

Vermont Underground Locators (VUL) was contracted to confirm the location of the water line along the northern property boundary and to trace the floor drain discharge locations from the eastern half of the Garage Building (see **Figure 3**). The investigation by VUL indicates the floor drains appear to be connected and lead towards the catch basin just off the southeast corner of the Garage Building. According to discussions during utility marking, the terminus of the floor drain had been abandoned during recent upgrades to the storm sewer related to the Route 14 and Route 2 intersection construction.

VUL also performed a ground penetrating radar (GPR) survey of the grounds surrounding the north and west sides of the Garage Building to identify potential subsurface anomalies that may indicate the presence of a historic underground storage tank (UST). No GPR observations were found to suggest the presence of a UST in the areas surveyed.

4.3 Soil Boring Installations and Sampling Locations

On September 6 and 7, 2012 Enpro Services, Inc. of Burlington, Vermont performed soil borings at the Site under subcontract and oversight by Weston & Sampson. Borings were advanced with a track-mounted AMS Power Probe 9600 Series direct push drill rig. Soil samples were collected continuously with 48" MacroCore samplers with dedicated polyethylene liners. All reusable sampling equipment on the drill rig was decontaminated between borings with a mixture of Alconox detergent and water. A total of 22 borings were advanced at the Site. Boring locations were distributed spatially throughout the Site and are shown on **Figure 3**. Soil boring logs are provided in **Appendix C**.

As seen on **Figure 3** an approximate 10' x 10' sampling grid was used near the southwest portion of the Site. This grid is located in an area where previous investigations have documented polychlorinated biphenyls (PCBs) to a depth of 4 feet below ground surface (bgs). Based on review of historical environmental reports by Wheeler Environmental Services, LLC (WES) (2/09) and Heindel & Noyes, Inc. (H&N) (8/03) it is unclear exactly where the PCB contaminated soil samples were collected. However, it is understood that the samples were collected in the general area of the sampling grid defined by soil borings SB-101 through SB-109. Furthermore, historical records indicate that electrical transformers containing PCBs were formerly stored in this area of the Site. Three (3) soil samples for PCB laboratory analysis were collected from each of the borings that comprise the sampling grid: one (1) sample from 0-0.5' bgs, one sample from 0.5-2' bgs and one sample from 2-4' bgs. Two (2) additional soil samples were collected for PCB analysis. One (1) sample was obtained from 4-5' bgs at SB-110 located in the former Mechanics Pit and one sample of sediment from inside Floor Drain B. Each sample was analyzed via EPA Method 8082 with soxhlet extraction via EPA method 3540C.

Thirteen (13) soil borings were installed outside the 10' x 10' grid. These soil borings were advanced at RECs throughout the Site (i.e. the backfilled Mechanics Pit in the Garage Building, near the former gasoline underground storage tank (UST) and associated pump, etc.). VOCs, SVOC/PAHs and PPL 13 metal samples were collected from 8 of the borings (one in the grid and 7 outside the grid) and Floor Drain B. Soil boring samples were collected from the groundwater interface, unless there was obvious contamination observed in other strata of the boring.

4.4 Soil Sampling Results

A summary of subsurface soil results is presented in **Tables 1** through **4**. Complete laboratory reports are provided in **Appendix D**.

4.4.1 Subsurface Soil Field Screening Results

All soil sample cores were field screened to evaluate evidence of oil or hazardous material (OHM) by visual observation and by screening the bagged head space for volatile organic compounds (VOCs) using a photoionization detector (PID) instrument equipped with a 10.6 eV lamp. Prior to use the PID was calibrated with a 100 parts-per-million volume (ppmv) isobutylene standard. All soil samples were also logged to characterize soil type and texture. Detailed soil boring logs are included in **Appendix C**. Soils were found to be primarily sand and gravel overlaying clay which was directly above shale bedrock (often refusal). Groundwater was not encountered at any of the borings.

The results of the PID soil field screening are shown on the Boring Logs **(Appendix B)**. PID screening data from the previous 2003 H&N and 2009 WES studies are presented along with the recently collected Weston & Sampson data on **Figure 4**. The distribution of elevated readings and field observations indicates that impact due to petroleum-related contamination is sporadic in nature in surface and subsurface soils. Elevated concentrations of VOCs were observed in borings SB-105, SB-110 and SB-111 as described below. Petroleum odors were also observed in other areas that did not have elevated PID readings as shown on **Figure 4**.

- SB-105 (1,000 ppmv): is located at depth of 20 to 44 inches in the former transformer storage area and had an observed moderate gasoline odor. Impact in this area was localized vertically and horizontally.

- SB-110 (10 ppmv): is located at a depth of 4.5 to 5.0 feet near the bottom of the former Mechanics Pit and appears to have some staining that may have been residual material prior to the pit being backfilled with sand.

- SB-111 (15 ppmv): is located at a depth of approximately 2 to 4 feet in the vicinity of the reported former UST and pump island area and had an observed faint petroleum odor. The 2009 WES study detected 309 ppmv at a depth of 4 to 6 feet with a strong petroleum odor located approximately 15 feet to the east, and 1.4 ppmv at a depth of 4 to 6 feet located approximately 10 feet to the southwest.

4.4.2 Subsurface Soil VOCs Laboratory Results

Soil samples were collected from 7 soil borings. The location and depth of each sample is summarized on **Table 1**. A QA/QC duplicate was collected from SB-121. Each sample was analyzed for VOCs via EPA Method 8260B. None of the samples had detected concentrations above the reporting limits.

4.4.3 Subsurface Soil SVOCs - PAH Laboratory Results

Eight (8) soil samples, one QA/QC duplicate from SB-121 and one sediment sample from Floor Drain B were analyzed for SVOCs-PAHs. The location and depth of each sample is summarized on **Table 2**. All samples except SB-105 (2-4') reported no quantifiable concentrations of PAHs above the reporting limit. Two (2) PAHs were detected above the reporting limit in the SB-105 (2-4') sample. 2-Methlynaphthalene and naphthalene were identified at concentrations significantly below their respective RSLs.

4.4.4 Subsurface Soil PCBs Laboratory Results

Twenty five (25) soil samples, 2 QA/QC duplicates and a sediment sample from Floor Drain B were analyzed for PCBs via EPA Method 8082 with soxhlet extraction. The location and depth of each sample is summarized on **Table 3**. The aerial distribution of PCBs detected by H&N, WES and Weston & Sampson are presented on **Figure 5**. The map shows intermittent detections of PCBs across the Site.

Seven (7) samples reported concentrations of at least one PCB aroclor above the method detection limits, 5 samples are quantified above the reporting limits. The samples with PCB detections are discussed below.

Two (2) PCBs (Aroclors 1260 and 1262) were detected on Site. The highest concentration of PCB-1260 was detected in the SB-105 Duplicate sample at 6,500 ug/kg (a depth of 0.5 to 2.0 feet) in the former transformer storage area. Detections in this area are highly variable as seen on **Figure 5** and the fact that the SB-105 and SB-105 Duplicate results were 160 and 6,500 ug/kg, respectively.

A summary of the detections is presented below and compared to the regulatory screening levels.

PCB 1260 Detection Summary Table (ug/kg)

Sample Location	PCB-1260	EPA Regional Screening Levels (11/12)		Total PCBs (TSCA)	Total PCBs (VDH)
		Residential	Industrial		
		220	740	1,000	120
SB-104 (0.5-2.0')	140	--	--	--	ABOVE
SB-104D (2.0-4.0')	110	--	--	--	--
SB-105 (0.5-2.0')	160	--	--	--	ABOVE
SB-105D (0.5-2.0')	6,500	ABOVE	ABOVE	ABOVE	ABOVE
SB-105 (2.0-4.0')	220	ABOVE	--	--	ABOVE
SB-107 (0.5-2.0')	100	--	--	--	--
SB-108 (0.5-2.0')	51	--	--	--	--
Floor Drain B	77	--	--	--	--

PCB-1262 was quantified in SB-104 (2.0-4.0) Duplicate at 110 ug/Kg. No RSL exists for this compound.

The remaining samples reported no quantifiable concentrations of PCBs.

4.4.5 Subsurface Soil PPL 13 Metals Laboratory Results

Eight (8) soil samples, one QA/QC duplicate from SB-121 and one sediment sample from Floor Drain B were analyzed for PPL 13 metals. The location and depth of each sample is summarized on **Table 4**. Only arsenic was detected at concentrations above the Residential RSLs. Arsenic was quantified in every sample above the Residential RSLs (see **Figure 6**). The concentrations of arsenic in soil ranged from 2.7 mg/kg in SB-114 (6-7') to 20 mg/kg in SB-110 (4-5'). These results exceed the Residential and Industrial RSLs of 0.39 mg/kg and 1.6 mg/kg respectively. During previous investigations where no known source of arsenic has been identified, the VTDEC has accepted the presence of arsenic up to 10 mg/kg as being naturally

occurring. All arsenic detections were below 10 mg/kg except SB-110 (4-5') at 20 mg/kg. The metals beryllium, cadmium, chromium, copper, lead, nickel, silver and zinc were also detected in many of the soil boring samples but none exceeded RSLs.

4.5 Quality Assurance / Quality Control (QA/QC)

The usability of the field and laboratory analytical data was evaluated to provide minimum criteria and performance standards for the collection and analyses of data to be used at this Site for risk assessment, background determinations, remediation and/or Site closure. The data quality objectives (DQOs) and quality control measures implemented during this project were consistent with the SSQAPP. The criteria for data usability are considered adequate if sampling and laboratory procedures are consistent with the following criteria:

1. Field QC samples were collected in accordance with those approved in the SSQAPP.
2. The laboratory provides the following certification:
   - Chain-of-custody accurately describes condition of samples received.
   - Compliance with all method QA/QC requirements and performance standards; and,
   - Analytical methods were used in accordance with SSQAPP.

3. The data validation process defines the criteria that constitute data quality that include:
   - Chain-of-custody
   - Preservation and holding times
   - Instrument calibrations
   - Preparation blanks
   - Interference check samples (metals)
   - Matrix spikes/matrix spike duplicates (MS/MSD)
   - Laboratory control samples
   - Field Duplicate measurements
   - Required quantitation limits (sensitivity of chemical measurements)
   - Sample analysis and preparation methods

The data quality assessment process ensures that the type, quantity and quality of environmental data used in decision-making are defensible. The Site data are compared with original DQOs and evaluated with respect to project decisions; uncertainty within the decisions; and, quality criteria required for the data, specifically precision, accuracy, representativeness, completeness, comparability and sensitivity (PARCCS).

Quality assurance and quality control (QA/QC) measures related to trip blanks and duplicates for the soil sampling and groundwater sampling are shown below.

QA/QC Samples

Matrix	Trip Blank	Equipment Blank*	Duplicate	Parameter
Soil	0	0	2	PCBs
Soil	0	0	1	PPL 13 Metals
Soil	0	0	1	VOCs
Soil	0	0	1	SVOCs - PAH

** - Sampling equipment was dedicated and disposable*

All laboratory data was evaluated for the following parameters prior to acceptance in this report:

- Analysis within holding times
- Correct sample IDs
- Non-detect trip blanks

All data was reviewed in accordance with the DQO outlined above and deemed acceptable for the decisions being made in concerning the Site. A summary of Weston and Sampson's review and usability of the laboratory QA/QC samples is summarized in **Table 5**. In summary, the results of the PARCCS evaluation indicate that data quality indicators are acceptable, and the data obtained during this investigation is adequate for characterizing Site conditions and risk. Weston & Sampson considers the data to be of a sufficient level of sensitivity to support the conclusions in this report and the samples collected are considered representative based on the known historical uses and data collected related to surficial and subsurface conditions.

5.0 ENVIRONMENTAL CHARACTERISTICS

This section presents a description of the environmental setting pertaining to the Site and regional features including topography, groundwater, surface water and geology.

5.1 Surface Water Characteristics

There are no streams or ponds located on-Site and the nearest surface water body is the Winooski River located approximately 1/8 of a mile to the southeast. The storm water culverts and drainage system surrounding the Site were recently reconstructed during the intersection and road renovations. According to WEC prior to the recent construction a metal drainage culvert diverted runoff from Kelton Road underneath Route 14 onto the Site. Immediately east of the Garage Building there is a catch basin that is likely associated with the relict storm water runoff system. Investigation of this area with ground penetrating radar and remote electronic sensing indicates that the floor drains within the buildings on Site previously connected to this catch basin.

5.2 Soil and Bedrock Characteristics

The subsurface investigation identified a thin layer of topsoil underlain by approximately 24” of predominantly fine to medium sand with varying amount of sub-rounded and sub-angular gravel. Intermittent thin lenses of very fine sand and silt were observed in almost all of the soil borings. Dry to moist clay was observed below the sands to between 5 and 12 feet below grade. The clay rests directly atop what is assumed to be bedrock based on the rock fragments obtained upon sample spoon refusal. Bedrock was encountered throughout the Site at depths ranging from approximately 4 to 12 feet.

The surficial soils in the vicinity of the Site are reported to have the following general characteristics:

Component Name:	Farmington
Surface Texture:	Silt Loam
Hydrologic Group:	Class D – Very slow infiltration rates. Soils are clayey, have a high water table, or are shallow to an impervious layer.
Drainage Class:	Somewhat excessively drained.

Source: United States Department of Agriculture’s Soil Conservation Service.

The mapped geological data that has been documented at the Site is as follows:

Era:	Paleozoic
System:	Ordovician
Series:	Middle Ordovician (Mohawkian)

According to the Geologic Map of Vermont (Doll, 1961) the bedrock underlying the Site is part of the Dolomite Cutting formation. The formation is characterized by massive gray weathered, nondescript dolomite, with finely laminated calcareous sandstone at the base. This general coloration and rock type are confirmed in the descriptive logs for several of the recent soil borings.

5.3 Groundwater Characteristics

Based on review of the USGS topographic map and observations during the Site visit it is inferred that groundwater flows generally to the southeast toward the Winooski River. According to the 2003 H&N study, groundwater samples were collected from 4 on-Site soil borings but no depth to water data was presented. Conversely, the 2009 WES study indicated that groundwater was not encountered. This Phase II ESA also confirms the lack of a consistent groundwater surface above the bedrock interface.

6.0 RISK CHARACTERIZATION

The primary contaminants of concern in soil that have been identified are sporadic occurrences of petroleum, arsenic that appears to be a Site-wide condition, and an isolated area of PCBs.

6.1 Petroleum in Soil

Petroleum-impacted soils were found in areas just beyond the north, east and west sides of the Garage Building as shown on **Figure 4**. The petroleum in these areas appears weathered and is best characterized by field observations. The 2 areas with the highest level of petroleum impact were observed just off the west side of the Garage Building to the north and west. The area to the north appears to have the highest level of petroleum impact in the 4 to 6 foot depth interval and the area to the west in the 1.7 to 3.7 foot depth interval. The potential risk associated with petroleum-impacted surficial soils in the 0 to 0.5 foot depth interval is likely to be minimal based on the current understanding of the Site data.

Petroleum products such as gasoline and diesel fuel are a mixture of organic hydrocarbons varying in size, solubility, volatility and concentration. As the petroleum degrades in the soil environment the most soluble, volatile and naturally degraded compounds decrease in concentration leaving a residual mixture that is generally more insoluble, less flammable and degradation resistant. As petroleum degrades it becomes bound to the carbon within the soil matrix thereby limiting mobility. Over time, the natural soil bacteria metabolize the petroleum compounds as a food source further reducing concentrations and altering the composition of the residual petroleum.

Petroleum compounds at high levels can affect the central nervous system, blood, immune system, lungs, skin, and eyes. Some studies have indicated that several of the component compound within petroleum cause or are suspected to cause cancer.

The primary risk of exposure to the weathered petroleum related contaminants at this Site is through:

1. Dermal contact with contaminated soil
2. Ingestion of contaminated soil, and
3. Inhalation of airborne contaminated dusts.

6.2 PCBs in Soil

PCB-impacted soils were found in the former transformer storage area just west of the Garage Building (see **Table 3** and **Figure 5**). PCB Aroclor-1260 was detected above the Residential RSL (220 ug/kg), the VDH standard (120 ug/kg) and TSCA standard for unrestricted activities (1,000 ug/kg). The highest concentration of PCB Aroclor-1260 (6,500 ug/kg) was detected in the 0.5 to 2.0 foot depth interval. No PCBs were detected in the surficial samples in the 0 to 0.5 foot depth interval.

PCBs are very large, chlorinated organic molecules with high boiling points, are insoluble, non-flammable and resistant to breakdown in the environment. PCBs have been demonstrated to cause cancer and affect the immune, reproductive, nervous and endocrine systems. Bioaccumulation in plants and animals has also been observed. Generally, PCBs released to the environment become bound to the carbon within the soil matrix and are made essentially immobile.

The primary risk of exposure to PCBs at this Site is through:

1. Dermal contact with contaminated soil
2. Ingestion of contaminated soil, and
3. Inhalation of airborne contaminated dusts.

6.3 Arsenic in Soil

Arsenic has been detected above the Residential RSL and Industrial RSL concentrations at all locations sampled (see **Table 4** and **Figure 6**). The highest level of arsenic was detected at 20 mg/kg inside the Garage Building at the base of the Mechanics Pit. The exterior soils surrounding the Garage Building ranged from 2.7 to 8.9 mg/kg at depths from 2 to 10 feet deep. Though arsenic is above the regulatory criteria in exterior soils, there does not appear to be any localized “hot spots” and may be representative of natural conditions.

Though the arsenic may be from natural conditions, the elevated levels of arsenic are a concern for redevelopment. Arsenic is considered a carcinogen and can affect the immune, reproductive, nervous and endocrine systems. Arsenic generally remains immobile and bound to the soil matrix. However, some forms of arsenic can be dissolved into groundwater and become mobile.

The primary risks of exposure to arsenic at the Site are:

1. Dermal contact with contaminated soil
2. Ingestion of contaminated soil, and
3. Inhalation of airborne contaminated dusts

6.4 Current Conditions and Redevelopment Considerations

Currently the Site is unoccupied reducing the potential risk of exposure to nearly non-existent. Occasional visitors are comprised of individuals utilizing the area for short-term parking related to commuting. The duration of Site occupancy (i.e. changing vehicles) is very short, nearly eliminating the risk of contacting contaminated soil or dust on a repeated basis.

The proposed redevelopment is as a partially paved “Park and Ride” commuter lot. This development would likely require re-grading and installation of stormwater control devices. Green spaces would also be incorporated into the overall Site design. Risk of exposure to the contaminated soil would include generation of airborne dusts and potential dermal contact during building demolition and earth moving for grading.

A soil management plan should be developed to address how best to manage risk associated with any future earthwork and to identify appropriate off-Site disposal options if materials need to be removed from the Site during redevelopment.

7.0 SUMMARY AND CONCLUSIONS

Weston & Samson offers the following summary and conclusions resulting from our Phase II ESA study:

7.1 Background Information

- The Site is located at 110 Route 14 in East Montpelier, Vermont and is currently owned by WEC (see **Figures 1**, **2** and **3**). The Site consists of an approximately 0.53 acre parcel of land with an unoccupied 5-bay Garage Building currently used to store office supplies (file cabinets, desks, chairs, tables, etc.) and some equipment (tractor and trailer).

- The Site has been owned by WEC and developed since the early 1950's. In 1972 a fire destroyed the original 8-bay garage structure and the existing Garage Building was constructed on the same concrete slab. The Garage Building was also historically used by WEC as vehicle, equipment and material storage (including electrical transformers). The new Garage Building does not have sewer service and water use has been limited to vehicle washing.

- The Site has been the subject of various historic environmental investigations in 2003 and 2009 which have involved the collection and analyses of soil and groundwater samples (VTDEC Site # 2011-4192). Historical data prior to this Phase II ESA documented soil contamination associated with petroleum and PCBs.

- This Phase II ESA was conducted to address the following Recognized Environmental Conditions (RECs):

  - REC-1: Documented On-Site Contamination
  - REC-2: Floor Drains in the Concrete Slab
  - REC-3: Backfilled Mechanics Pit in the Garage Building
  - REC-4: Unlabeled 55-Gallon Drum

7.2 REC-1: Documented On-Site Contamination

The areas of interest that are discussed for this REC include: 1) a GPR survey to address the presence/absence of a historic UST; and 2) the advancement of 21 soil borings outside of the Garage Building to address data gaps from the prior 2003 and 2009 studies related to the degree and extent of petroleum and PCB impacted soils. Several attempts were made to

collect groundwater samples but the subsurface conditions were found to be dry through the limited overburden to refusal or in areas with dense dry clay. Bedrock was encountered throughout the Site at depths ranging from approximately 4 to 12 feet.

7.2.1 GPR Survey to Address Historic UST

It was understood that the former garage was used as a vehicle maintenance facility that had a gasoline UST and pump island. From discussions with the Owner's representative, it is believed that the UST and pump island has long been removed but there is no hard copy evidence to support this statement. Though it is clear from visual observations that no pump island is present, the VTDEC requested further investigation pertaining to the presence/absence of the historic UST during this Phase II ESA. Vermont Underground Locators (VUL) performed a ground penetrating radar (GPR) survey of the grounds surrounding the north and west sides of the Garage Building to identify potential subsurface anomalies that may indicate the presence of the historic UST. During their survey, no GPR observations were found to suggest the presence of a UST in the areas surveyed.

7.2.2 Petroleum in Soils

This study confirmed the presence of petroleum-impacted soils in various locations throughout the Site as shown on **Figure 4**. The areas appear to be discontinuous with variable levels of impact based on visual observations and PID field screening data. Though most of the lab testing for VOCs and PAHs from this study and the 2009 study were either very low level or non-detect, field observations distinctly detect petroleum impact.

7.2.3 PCBs in Soils

This study confirmed the presence of PCB-impacted soils in the former transformer storage area just west of the Garage Building (see **Table 3** and **Figure 5**). The presence of the PCBs appears to be diffuse and "spotty." The highest PCB concentration was detected at 6,500 ug/kg in SB-105 from the 0.5 to 2.0 foot depth interval. Concentrations of PCB Aroclor-1260 were detected above the Residential RSL (220 ug/kg), the VDH standard (120 ug/kg) and TSCA standard for unrestricted activities (1,000 ug/kg). No PCBs were detected in the surficial samples in the 0 to 0.5 foot depth interval.

The PCB data from the compilation of all studies has provided a good bracketing of the PCB area that is in exceedance of regulatory criteria. The generalized area of soils with

intermittent PCB detections greater than the VDH standard of 120 ug/kg is estimated at ~550 square feet with a 0 to 4 foot depth interval, yielding ~80 cubic yards and ~120 tons of soil.

7.2.4 Arsenic in Soils

Arsenic has been detected above the Residential RSL and Industrial RSL concentrations at all locations sampled (see **Table 4** and **Figure 6**). Though arsenic is above the regulatory criteria in exterior soils, there does not appear to be any localized "hot spots" and may be representative of natural conditions.

7.3 REC-2: Floor Drains in the Concrete Slab

To address the floor drain system within the Garage Building, VUL was contracted to trace the floor drain discharge locations from the eastern half of the Garage Building (see **Figure 3**). The investigation by VUL indicates the floor drains appear to be connected and lead towards the catch basin just off the southeast corner of the Garage Building. According to discussions during utility marking, the connection to the catch basin was disconnected and abandoned during recent upgrades to the storm sewer related to the Route 14 and Route 2 intersection construction.

A sediment sample from Floor Drain B was collected for laboratory testing. Arsenic was detected at 4.4 mg/kg above both the Residential and Industrial RSLs of 0.39 and 1.6 mg/kg. The arsenic concentration is similar to the concentrations found Site-wide in soils. PCBs were detected at 77 ug/kg, below the VDH regulatory criteria of 120 ug/kg.

7.4 REC-3: Backfilled Mechanics Pit in the Garage Building

A Mechanics Pit is located inside the western end of the Garage Building (see **Figure 3**). At some point this pit was filled with sand to the level of the existing floor grade. A boring was advanced through the sand to refusal at a depth of 5 feet. The sand in the bottom 6 inches had dark staining with 10 ppmv measured from field screening with a PID. The highest level of arsenic during this study was detected in this sample at 20 mg/kg, above both the Residential and Industrial RSLs. The arsenic concentration is higher than the concentrations found Site-wide in soils. PCBs were not detected.

7.5 REC-4: Unlabeled 55-Gallon Drum

During the 2011 Phase I ESA, there was a 55-gallon drum of unknown contents located at the southwestern exterior corner of the Garage Building. During our 2012 Phase II Site work, the drum was found to have been removed and is no longer on Site.

8.0 RECOMMENDATIONS

Based on the data and observations collected to date the following recommendations are offered:

- Discussions regarding contaminant exceedances of regulatory criteria should occur to initiate remediation planning that will satisfy redevelopment and regulatory needs.

- At this time we do not recommend any additional sampling to complete the Phase II ESA activities; however, this is subject to regulatory review and comment. Pending corrective action planning and implementation, additional sampling may need to be performed associated with waste disposal profiling and/or post-remediation confirmation testing.

- The final remedial strategies will need to be submitted and approved by the VTDEC as a Corrective Action Plan that is stamped by a Vermont licensed Professional Engineer. If Brownfield funds are used to prepare this document, it will likely have to comply with provisions of the EPA Analysis of Brownfields Cleanup Alternatives (ABCA) requirements.

  A soil management plan should be developed to address how best to manage risk associated with any future earthwork and to identify appropriate off-Site disposal options if materials need to be removed from the Site during redevelopment. Conditions in areas not tested may vary from those observed during this and previous studies.

  Field screening and visual observations have indicated that residual petroleum contamination does exist despite the lack of VOCs and PAHs. The corrective action plan and soil management plan should also address screening and handling of petroleum contaminated soils.

  Any contamination that will remain on Site following corrective actions that are managed through engineering controls such as capping or sealing will need to be recorded as a legal notice to land record that is approved by the VTDEC.

- PCB-contaminated soil found in the former transformer storage area west of the Garage Building may result in the Site being regulated by VTDEC, VDH and/or TSCA. Determination of regulatory jurisdiction is recommended.

9.0 LIMITATIONS

This Phase II ESA was prepared exclusively for the use of the CVRPC, WEC, Town of East Montpelier and VTrans. The findings provided by Weston & Sampson in this report are based solely on the information reported in this document. Future investigations, and/or information that were not available to Weston & Sampson at the time of this investigation may result in a modification of the findings stated in this report.

Should additional information become available concerning this Site or neighboring properties that could directly impact the Site in the future; that information should be made available to Weston & Sampson for review so, if necessary, conclusions presented in this report may be modified. The conclusions of this report are based on Site conditions observed by Weston & Sampson personnel at the time of the investigation, information provided by CVRPC, WEC and information provided by federal, state and local agencies. This report has been prepared in general accordance with accepted engineering and environmental assessment practices. No other warranty, expressed or implied, is made.

10.0 COMMON ACRONYMS

AAI	EPA All Appropriate Inquiries
AHERA	Asbestos Hazard Emergency Response Act
ANR	Agency of Natural Resources
AST	Aboveground Storage Tank
ASTM	American Society for Testing Materials
BG	Background
BGS	Below Ground Surface
CARB	California Air Resource Board
CFR	Code of Federal Regulations
CO	Carbon Monoxide
COC	Chain-of-Custody
CPAI	Clay Point Associates, Inc.
DO	Dissolved Oxygen
DNAPL	Dense non aqueous-phase liquid
DQO	Data Quality Objectives
DRO	Diesel Range Organics
DUP	Duplicate
EDR	Environmental Data Resources, Inc.
EM	Electromagnetic Induction
EPA	U.S. Environmental Protection Agency
ESA	Environmental Site Assessment
FEMA	Federal Emergency Management Agency
FD	Floor Drain
FID	Flame Ionization Detector
GC	Gas Chromatograph
GIS	Geographic Information Systems
GPS	Global Positioning Systems
GRO	Gasoline Range Organics
HASP	Health and Safety Plan
HCL	Hydrochloric Acid
HNO_3	Nitric Acid
HREC	Historical Recognized Environmental Condition
H_2SO_4	Sulfuric Acid
HUD	U.S. Department of Housing and Urban Development
LCS	Laboratory Control Sample
LBP	Lead-Based Paint
LEL	Lower Explosive Limit
LNAPL	Light non aqueous-phase liquid
MCL	Maximum Contaminant Level
MDL	Method Detection Limit
MS	Mass Spectrometer / Matrix Spike
MSD	Matrix Spike Duplicate
MW	Monitoring Well
NAPL	Non aqueous-phase liquid
NT	Not tested
O_2	Oxygen
OHM	Oil and Hazardous Material
PAH	Polynuclear Aromatic Hydrocarbon
PARCCS	Precision, Accuracy, Representativeness, Comparability,

	Completeness and Sensitivity
PAT	Proficiency Analytical Testing Program
PEL	Permissible Exposure Limit
PCB	Polychlorinated Biphenyl
PCM	Phase Contrast Microscopy
PID	Photoionization Detector
PLM	Polarized Light Microscopy
PRG	EPA Region 9 Preliminary Remediation Goal
PUL	Precision Utility Location
PVC	Polyvinyl Chloride
QA/QC	Quality Assurance/Quality Control
QAPP	Quality Assurance Project Plan
RCRA	Resource Conservation and Recovery Act
REC	Recognized Environmental Condition
RF	Radio Frequency
RL	Reporting Limit
RPD	Relative Percent Difference
RSL	Regional Screening Level
SB	Soil Boring
SED	Sediment
SOP	Standard Operating Procedure
SS	Surficial Soil
S.U.	Standard Unit
TEM	Transmission Electron Microscopy
TOC	Top of Casing
TPH	Total Petroleum Hydrocarbons
TWA	Time Weighted Average
USGS	United States Geological Survey
UST	Underground Storage Tank
VGES	Vermont Groundwater Enforcement Standard
VOC	Volatile Organic Compound
VOSHA	Vermont Occupational Safety Health Administration
VTDEC	Vermont Department of Environmental Conservation
VDH	Vermont Department of Health
XRF	X-Ray Fluorescence Analyzer

UNITS

g	gram
kg	kilogram
ft	feet/foot
l	liter
mg	milligram
mg/l	milligrams-per liter or parts-per-million (liquid)
mg/kg	milligrams-per-kilogram or parts-per-million (solid)
ppm	parts-per-million
ppb	parts-per-billion
ppmv	parts-per-million volume (vapor)
sq	square
ug/l	micrograms-per liter or parts-per-billion (liquid)
ug/kg	micrograms-per-kilogram or parts-per-billion (solid)

FIGURES

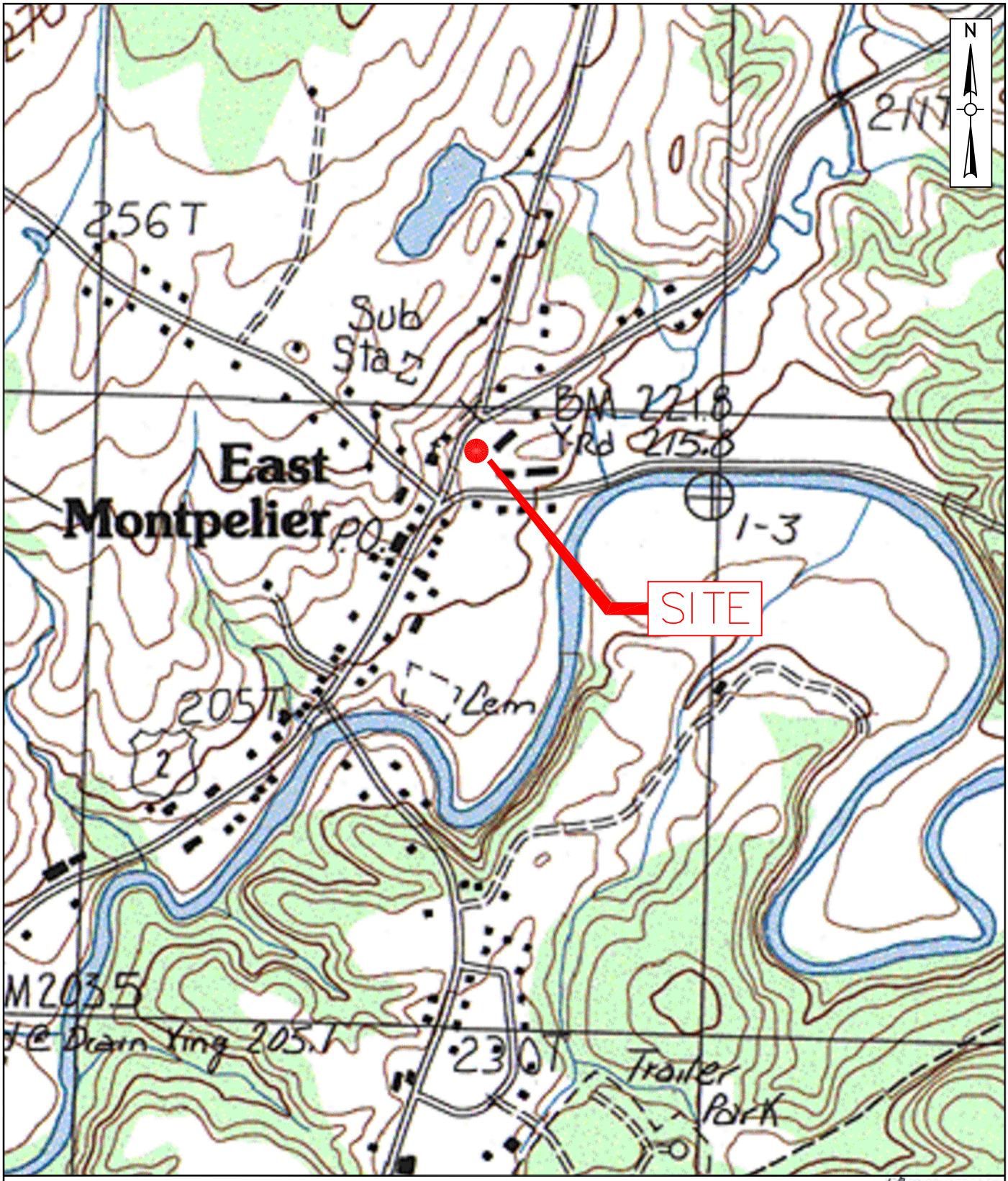

DATA SOURCES:

Printed from TOPO! (c) Wildflower Productions, 1999, www.topo.com

FIGURE 1
EAST MONTPELIER, VERMONT
WASHINGTON ELECTRIC COOPERATIVE PROPERTY

SITE LOCUS MAP

SCALE: 1"=1000'

0 1000 2000

Weston&Sampson®

V:\VT DEC TBA\Phase F – Washington Electric\SSQAPP\Figures\Figure 1 – Site Locus.dwg

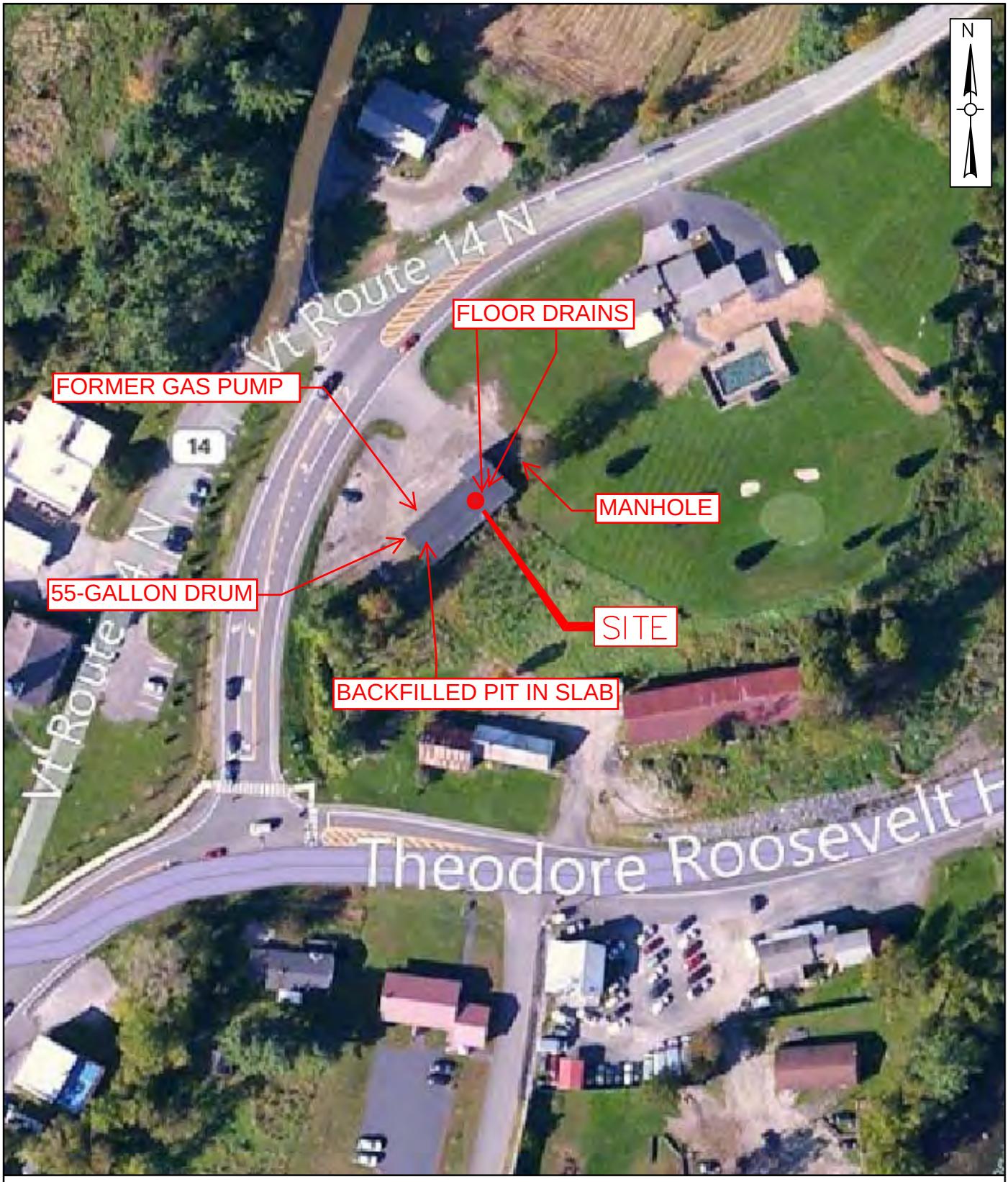

DATA SOURCES:

VT ANR NATURAL RESOURCE ATLAS, DEC. 2011

FIGURE 2
EAST MONTPELIER, VERMONT
WASHINGTON ELECTRIC COOP PROPERTY

SITE AERIAL PLAN

SCALE: 1"=100'

0 100 200

Weston&Sampson®

V:\VT DEC TBA\Phase F – Washington Electric\Phase I ESA Report\Figures\Figure 2 – Site Aerial.dwg

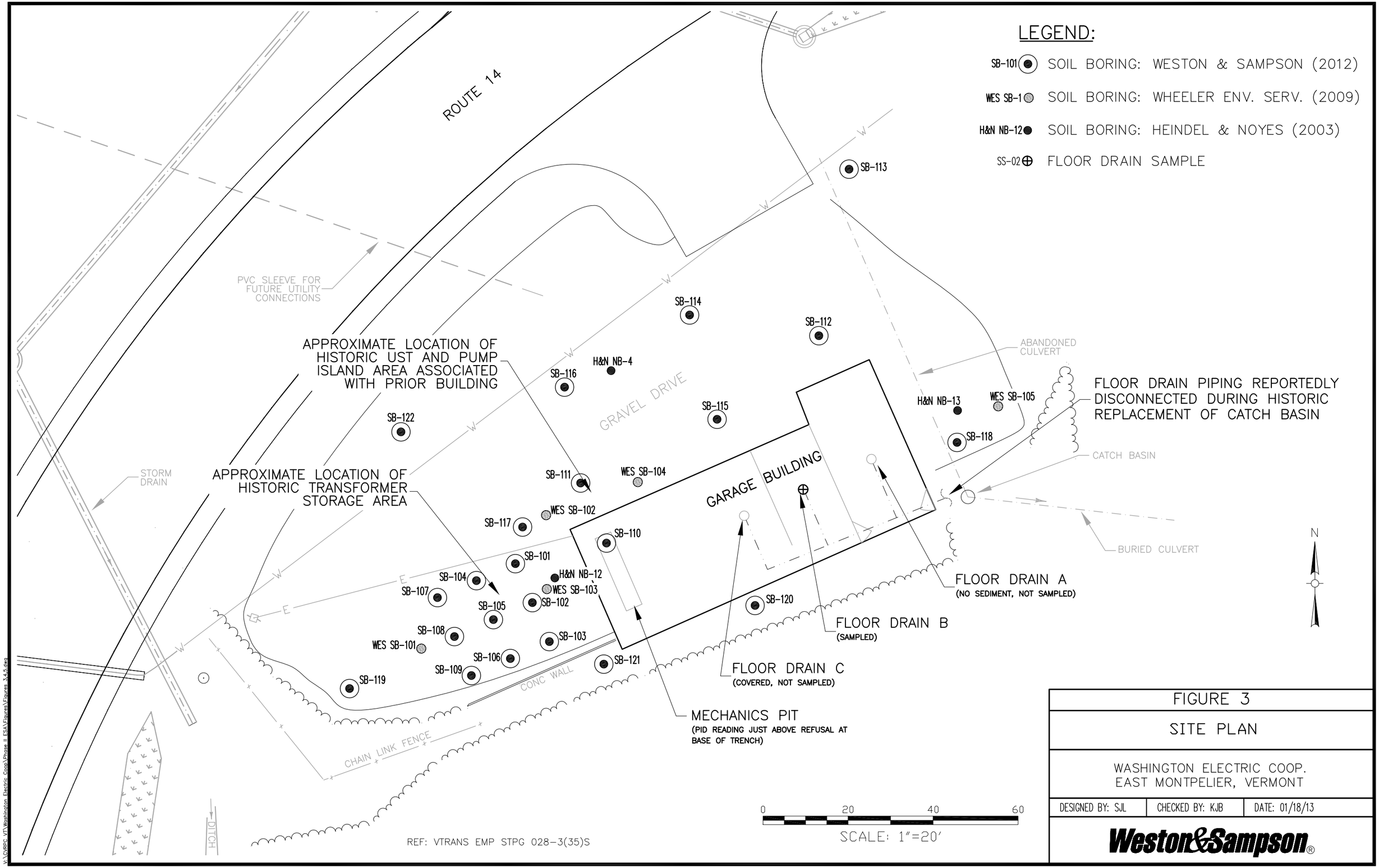

FIGURE 3

SITE PLAN

WASHINGTON ELECTRIC COOP.
EAST MONTPELIER, VERMONT

DESIGNED BY: SJL	CHECKED BY: KJB	DATE: 01/18/13

Weston&Sampson®

V:\CVREC VT\Washington Electric Coop\Phase II ESA\Figures\Figures 3,4,5.dwg

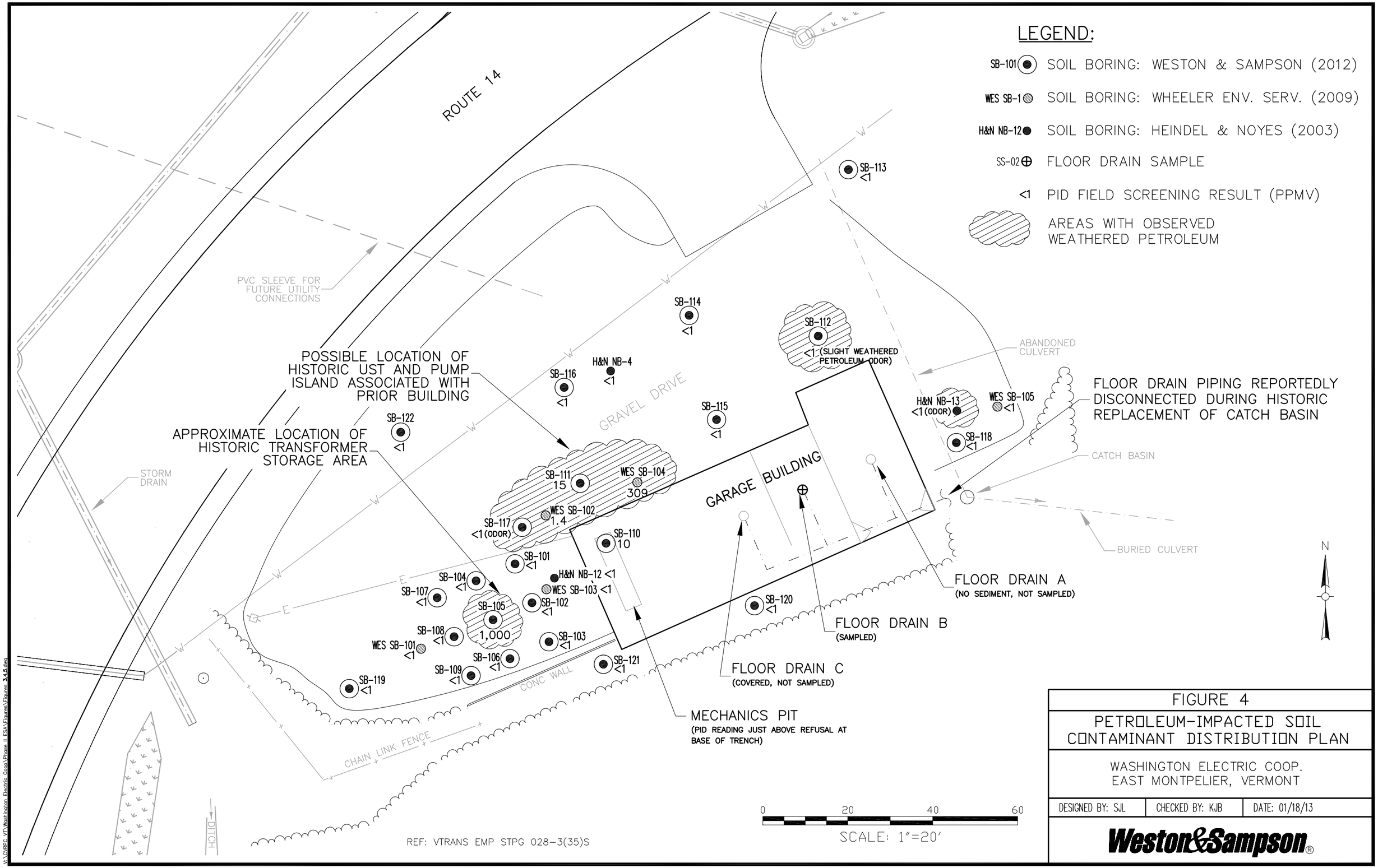

FIGURE 4

PETROLEUM-IMPACTED SOIL CONTAMINANT DISTRIBUTION PLAN

WASHINGTON ELECTRIC COOP.
EAST MONTPELIER, VERMONT

DESIGNED BY: SJL	CHECKED BY: KJB	DATE: 01/18/13

Weston&Sampson®

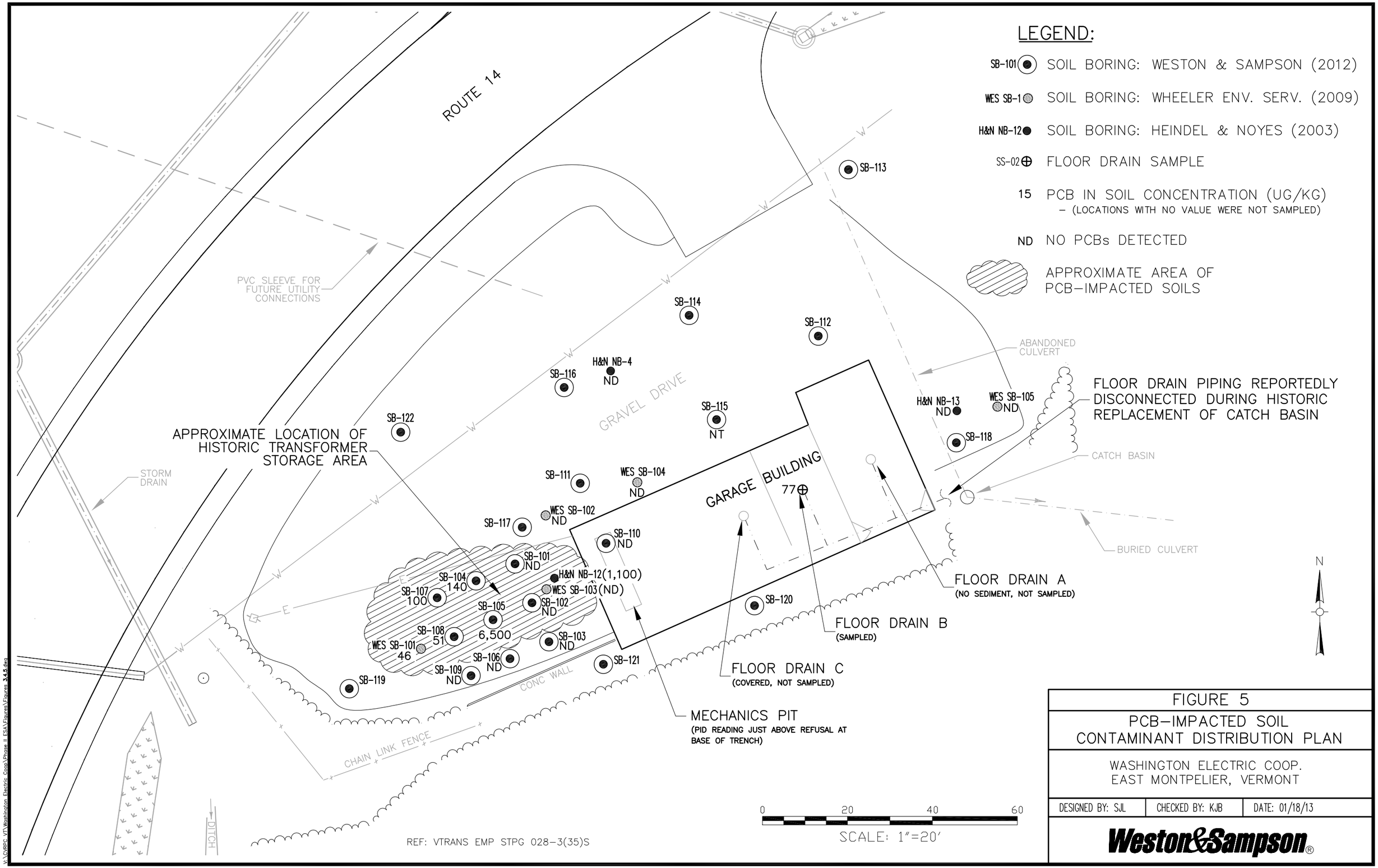

FIGURE 5

PCB–IMPACTED SOIL CONTAMINANT DISTRIBUTION PLAN

WASHINGTON ELECTRIC COOP.
EAST MONTPELIER, VERMONT

DESIGNED BY: SJL	CHECKED BY: KJB	DATE: 01/18/13

Weston&Sampson®

V:\CVRPC, VT\Washington Electric Coop\Phase II ESA\Figures\Figures 3,4,5.dwg

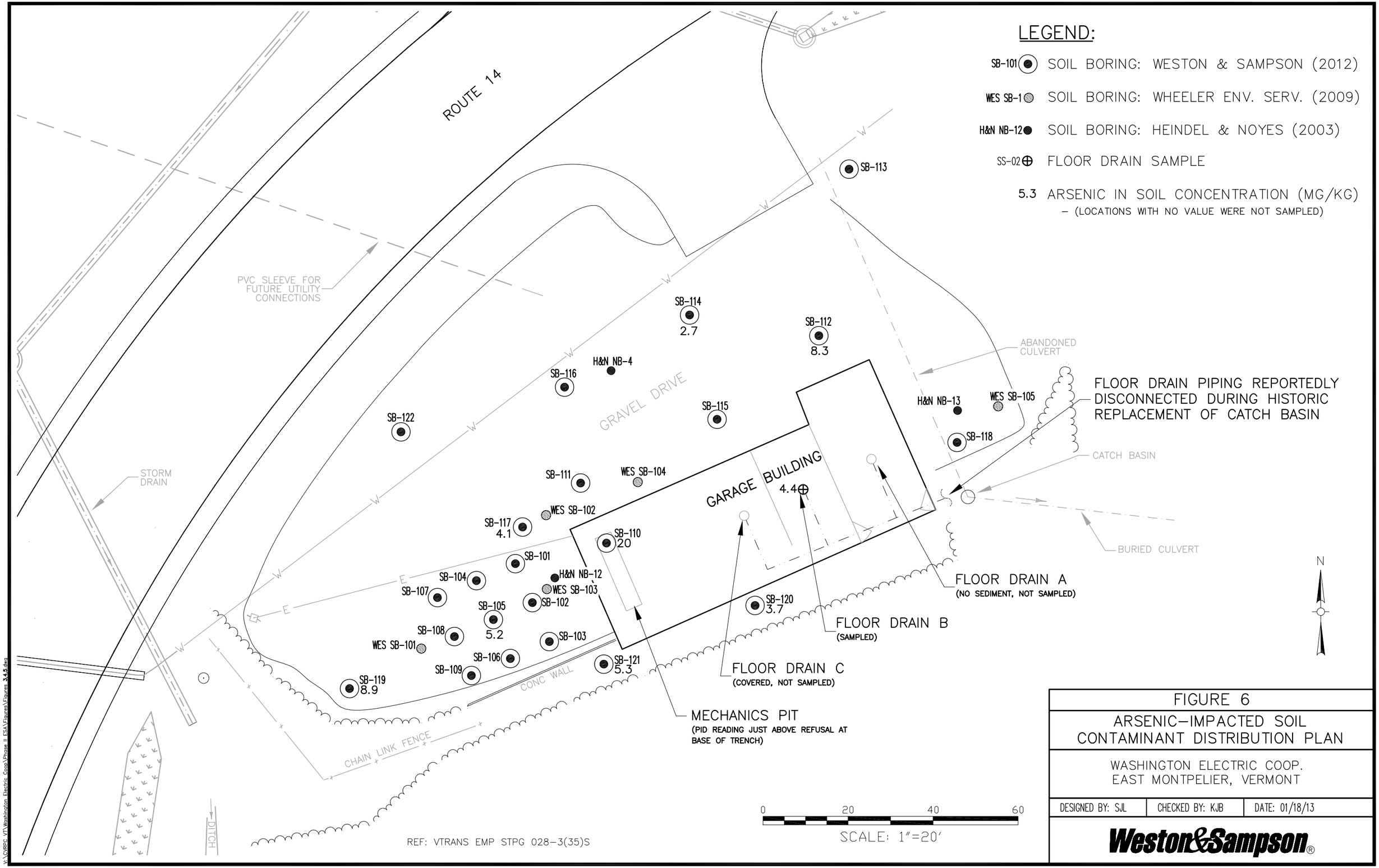

FIGURE 6

ARSENIC–IMPACTED SOIL CONTAMINANT DISTRIBUTION PLAN

WASHINGTON ELECTRIC COOP.
EAST MONTPELIER, VERMONT

DESIGNED BY: SJL	CHECKED BY: KJB	DATE: 01/18/13

Weston&Sampson®

V:\CVREC_VT\Washington_Electric_Coop\Phase_II_ESA\Figures\Figures_3,4,5.dwg

TABLES

TABLE 1
VOC LABORATORY DATA SUMMARY FOR SOILS
CVRPC - Washington Electric Cooperative
East Montpelier, Vermont

		Sample ID:	SB-105 (2 - 4')	SB-110 (4 - 5')	SB-112 (9 - 10')	SB-114 (6 - 7')	SB-117 (7 - 8')	SB-119 (6 - 7')	SB-120 (5 - 6')	SB-121 (5 - 6')	FLOOR DRAIN B	DUPLICATE (SB-121)
		Sample Collection Date:	9/6/2012	9/7/2012	9/7/2012	9/7/2012	9/7/2012	9/7/2012	9/7/2012	9/7/2012	9/6/2012	9/7/2012
Analyte	EPA Regional Soil Screening Levels (11/12)											
	Residential	Industrial										
Volatile Organic Compounds (VOCs) (ug/kg)												
Multiple	Various	Various	NT	ND	ND	ND	ND	ND	ND	ND	NT	ND
1,1,1,2-Tetrachloroethane	1,900	9,300	NT	ND/<160	ND/<160	ND/<140	ND/<150	ND/<140	ND/<160	ND/<150	NT	ND/<140
1,1,1-Trichloroethane	8,700,000	38,000,000	NT	ND/<160	ND/<160	ND/<140	ND/<150	ND/<140	ND/<160	ND/<150	NT	ND/<140
1,1,2,2-Tetrachloroethane	560	2,800	NT	ND/<160	ND/<160	ND/<140	ND/<150	ND/<140	ND/<160	ND/<150	NT	ND/<140
1,1,2-Trichloroethane	1,100	5,300	NT	ND/<160	ND/<160	ND/<140	ND/<150	ND/<140	ND/<160	ND/<150	NT	ND/<140
1,1-Dichloroethane	3,300	17,000	NT	ND/<160	ND/<160	ND/<140	ND/<150	ND/<140	ND/<160	ND/<150	NT	ND/<140
1,1-Dichloroethene	240,000	1,100,000	NT	ND/<160	ND/<160	ND/<140	ND/<150	ND/<140	ND/<160	ND/<150	NT	ND/<140
1,1-Dichloropropene			NT	ND/<160	ND/<160	ND/<140	ND/<150	ND/<140	ND/<160	ND/<150	NT	ND/<140
1,2,3-Trichlorobenzene	49,000	490,000	NT	ND/<160	ND/<160	ND/<140	ND/<150	ND/<140	ND/<160	ND/<150	NT	ND/<140
1,2,3-Trichloropropane	5	95	NT	ND/<160	ND/<160	ND/<140	ND/<150	ND/<140	ND/<160	ND/<150	NT	ND/<140
1,2,4-Trichlorobenzene	22,000	99,000	NT	ND/<160	ND/<160	ND/<140	ND/<150	ND/<140	ND/<160	ND/<150	NT	ND/<140
1,2,4-Trimethylbenzene	62,000	260,000	NT	ND/<160	ND/<160	ND/<140	ND/<150	ND/<140	ND/<160	ND/<150	NT	ND/<140
1,2-Dibromo-3-Chloropropane	5.4	69	NT	ND/<1600	ND/<1600	ND/<1400	ND/<1500	ND/<1400	ND/<1600	ND/<1500	NT	ND/<1400
1,2-Dichlorobenzene	1,900,000	9,800,000	NT	ND/<160	ND/<160	ND/<140	ND/<150	ND/<140	ND/<160	ND/<150	NT	ND/<140
1,2-Dichloroethane	430	2,200	NT	ND/<160	ND/<160	ND/<140	ND/<150	ND/<140	ND/<160	ND/<150	NT	ND/<140
1,2-Dichloropropane	940	4,700	NT	ND/<160	ND/<160	ND/<140	ND/<150	ND/<140	ND/<160	ND/<150	NT	ND/<140
1,3,5-Trimethylbenzene	780,000	10,000,000	NT	ND/<160	ND/<160	ND/<140	ND/<150	ND/<140	ND/<160	ND/<150	NT	ND/<140
1,3-Dichlorobenzene			NT	ND/<160	ND/<160	ND/<140	ND/<150	ND/<140	ND/<160	ND/<150	NT	ND/<140
1,3-Dichloropropane	1,600,000	20,000,000	NT	ND/<160	ND/<160	ND/<140	ND/<150	ND/<140	ND/<160	ND/<150	NT	ND/<140
1,4-Dichlorobenzene	2,400	12,000	NT	ND/<160	ND/<160	ND/<140	ND/<150	ND/<140	ND/<160	ND/<150	NT	ND/<140
2,2-Dichloropropane			NT	ND/<160	ND/<160	ND/<140	ND/<150	ND/<140	ND/<160	ND/<150	NT	ND/<140
2-Butanone (MEK)	28,000,000	200,000,000	NT	ND/<1600	ND/<1600	ND/<1400	ND/<1500	ND/<1400	ND/<1600	ND/<1500	NT	ND/<1400
2-Chlorotoluene	1,600,000	20,000,000	NT	ND/<160	ND/<160	ND/<140	ND/<150	ND/<140	ND/<160	ND/<150	NT	ND/<140
2-Hexanone	210,000	1,400,000	NT	ND/<1600	ND/<1600	ND/<1400	ND/<1500	ND/<1400	ND/<1600	ND/<1500	NT	ND/<1400
4-Chlorotoluene	1,600,000	20,000,000	NT	ND/<160	ND/<160	ND/<140	ND/<150	ND/<140	ND/<160	ND/<150	NT	ND/<140
4-Isopropyltoluene			NT	ND/<160	ND/<160	ND/<140	ND/<150	ND/<140	ND/<160	ND/<150	NT	ND/<140
4-Methyl-2-pentanone (MIBK)	5,300,000	53,000,000	NT	ND/<1600	ND/<1600	ND/<1400	ND/<1500	ND/<1400	ND/<1600	ND/<1500	NT	ND/<1400
Acetone	61,000,000	630,000,000	NT	ND/<16000	ND/<16000	ND/<14000	ND/<15000	ND/<14000	ND/<16000	ND/<15000	NT	ND/<14000
Benzene	1,100	5,400	NT	ND/<160	ND/<160	ND/<140	ND/<150	ND/<140	ND/<160	ND/<150	NT	ND/<140
Bromobenzene	300,000	1,800,000	NT	ND/<160	ND/<160	ND/<140	ND/<150	ND/<140	ND/<160	ND/<150	NT	ND/<140
Bromoform	62,000	220,000	NT	ND/<160	ND/<160	ND/<140	ND/<150	ND/<140	ND/<160	ND/<150	NT	ND/<140
Bromomethane	7,300	32,000	NT	ND/<330	ND/<330	ND/<280	ND/<300	ND/<280	ND/<330	ND/<300	NT	ND/<280
Carbon tetrachloride	610	3,000	NT	ND/<160	ND/<160	ND/<140	ND/<150	ND/<140	ND/<160	ND/<150	NT	ND/<140
Chlorobenzene	290,000	1,400,000	NT	ND/<160	ND/<160	ND/<140	ND/<150	ND/<140	ND/<160	ND/<150	NT	ND/<140
Chlorobromomethane	160,000	680,000	NT	ND/<160	ND/<160	ND/<140	ND/<150	ND/<140	ND/<160	ND/<150	NT	ND/<140
Chlorodibromomethane	680	3,300	NT	ND/<160	ND/<160	ND/<140	ND/<150	ND/<140	ND/<160	ND/<150	NT	ND/<140
Chloroethane	15,000,000	61,000,000	NT	ND/<330	ND/<330	ND/<280	ND/<300	ND/<280	ND/<330	ND/<300	NT	ND/<280
Chloroform	290	1,500	NT	ND/<160	ND/<160	ND/<140	ND/<150	ND/<140	ND/<160	ND/<150	NT	ND/<140
Chloromethane	120,000	500,000	NT	ND/<330	ND/<330	ND/<280	ND/<300	ND/<280	ND/<330	ND/<300	NT	ND/<280
cis-1,2-Dichloroethene	160,000	2,000,000	NT	ND/<160	ND/<160	ND/<140	ND/<150	ND/<140	ND/<160	ND/<150	NT	ND/<140
cis-1,3-Dichloropropene	1,700	8,300	NT	ND/<160	ND/<160	ND/<140	ND/<150	ND/<140	ND/<160	ND/<150	NT	ND/<140
Dibromomethane	34	170	NT	ND/<160	ND/<160	ND/<140	ND/<150	ND/<140	ND/<160	ND/<150	NT	ND/<140
Dichlorobromomethane	270	1,400	NT	ND/<160	ND/<160	ND/<140	ND/<150	ND/<140	ND/<160	ND/<150	NT	ND/<140
Ethylbenzene	5,400	27,000	NT	ND/<160	ND/<160	ND/<140	ND/<150	ND/<140	ND/<160	ND/<150	NT	ND/<140
Ethylene Dibromide	34	170	NT	ND/<160	ND/<160	ND/<140	ND/<150	ND/<140	ND/<160	ND/<150	NT	ND/<140
Hexachlorobutadiene	6,200	22,000	NT	ND/<160	ND/<160	ND/<140	ND/<150	ND/<140	ND/<160	ND/<150	NT	ND/<140
Isopropylbenzene	2,100,000	11,000,000	NT	ND/<160	ND/<160	ND/<140	ND/<150	ND/<140	ND/<160	ND/<150	NT	ND/<140
Methyl tert-butyl ether	43,000	220,000	NT	ND/<160	ND/<160	ND/<140	ND/<150	ND/<140	ND/<160	ND/<150	NT	ND/<140
Methylene Chloride	56,000	960,000	NT	ND/<660	ND/<660	ND/<560	ND/<610	ND/<560	ND/<660	ND/<610	NT	ND/<560
m-Xylene & p-Xylene	630,000	2,700,000	NT	ND/<330	ND/<330	ND/<280	ND/<300	ND/<280	ND/<330	ND/<300	NT	ND/<280
Naphthalene	3,600	18,000	NT	ND/<1600	ND/<1600	ND/<1400	ND/<1500	ND/<1400	ND/<1600	ND/<1500	NT	ND/<1400
n-Butylbenzene	3,900,000	51,000,000	NT	ND/<160	ND/<160	ND/<140	ND/<150	ND/<140	ND/<160	ND/<150	NT	ND/<140
N-Propylbenzene	3,400,000	21,000,000	NT	ND/<160	ND/<160	ND/<140	ND/<150	ND/<140	ND/<160	ND/<150	NT	ND/<140
o-Xylene	690,000	3,000,000	NT	ND/<160	ND/<160	ND/<140	ND/<150	ND/<140	ND/<160	ND/<150	NT	ND/<140
sec-Butylbenzene			NT	ND/<160	ND/<160	ND/<140	ND/<150	ND/<140	ND/<160	ND/<150	NT	ND/<140
Styrene	6,300,000	36,000,000	NT	ND/<160	ND/<160	ND/<140	ND/<150	ND/<140	ND/<160	ND/<150	NT	ND/<140
tert-Butylbenzene			NT	ND/<160	ND/<160	ND/<140	ND/<150	ND/<140	ND/<160	ND/<150	NT	ND/<140
Tetrachloroethene	22,000	110,000	NT	ND/<160	ND/<160	ND/<140	ND/<150	ND/<140	ND/<160	ND/<150	NT	ND/<140
Toluene	5,000,000	45,000,000	NT	ND/<160	ND/<160	ND/<140	ND/<150	ND/<140	ND/<160	ND/<150	NT	ND/<140
trans-1,2-Dichloroethene	150,000	690,000	NT	ND/<160	ND/<160	ND/<140	ND/<150	ND/<140	ND/<160	ND/<150	NT	ND/<140
trans-1,3-Dichloropropene	1,700	8,300	NT	ND/<160	ND/<160	ND/<140	ND/<150	ND/<140	ND/<160	ND/<150	NT	ND/<140
Trichloroethene	910	6,400	NT	ND/<160	ND/<160	ND/<140	ND/<150	ND/<140	ND/<160	ND/<150	NT	ND/<140
Trichlorofluoromethane	790,000	3,400,000	NT	ND/<330	ND/<330	ND/<280	ND/<300	ND/<280	ND/<330	ND/<300	NT	ND/<280
Vinyl chloride	60	1,700	NT	ND/<160	ND/<160	ND/<140	ND/<150	ND/<140	ND/<160	ND/<150	NT	ND/<140
GENERAL CHEMISTRY BY MOISTURE (%)												
Percent Moisture	NA	NA	9.6	18	13	13	12	8.2	10	8.5	14	7.9
Percent Solids	NA	NA	90	82	87	87	88	92	90	92	86	92

Notes:
1. mg/kg - milligrams per kilogram
2. ug/kg - micrograms per kilogram
3. **Bold** values indicate a detection above the method detection limit
4. Highlighted values indicate an exceedence of the EPA RSLs
5. "ND" indicates the analyte was not detected above the method reportling limit
6. "NT" indicated the sample was not tested for that specific method

TABLE 2
PAH LABORATORY DATA SUMMARY FOR SOILS
CVRPC - Washington Electric Cooperative
East Montpelier, Vermont

		Sample ID:	**SB-105 (2 - 4')**	**SB-110 (4 - 5')**	**SB-112 (9 - 10')**	**SB-114 (6 - 7')**	**SB-117 (7 - 8')**	**SB-119 (6 - 7')**	**SB-120 (5 - 6')**	**SB-121 (5 - 6')**	**FLOOR DRAIN B**	**DUPLICATE (SB-121)**
		Sample Collection Date:	9/6/2012	9/7/2012	9/7/2012	9/7/2012	9/7/2012	9/7/2012	9/7/2012	9/7/2012	9/6/2012	9/7/2012
Analyte	EPA Regional Soil Screening Levels (11/12)											
	Residential	Industrial										
Semi-Volatile Organic Compounds (SVOCs - PAHs) (ug/kg) Method 8270C												
Multiple	Various	Various										
2-Methylnaphthalene	230,000	2,200,000	**1,600**	ND/<2,000	ND/<190	ND/<190	ND/<190	ND/<180	ND/<180	ND/<180	ND/<1,900	ND/<180
Acenaphthene	3,400,000	33,000,000	ND/<180	ND/<2,000	ND/<190	ND/<190	ND/<190	ND/<180	ND/<180	ND/<180	ND/<1,900	ND/<180
Acenaphthylene			ND/<180	ND/<2,000	ND/<190	ND/<190	ND/<190	ND/<180	ND/<180	ND/<180	ND/<1,900	ND/<180
Anthracene	17,000,000	170,000,000	ND/<180	ND/<2,000	ND/<190	ND/<190	ND/<190	ND/<180	ND/<180	ND/<180	ND/<1,900	ND/<180
Benzo[a]anthracene	150	2,100	ND/<180	ND/<2,000	ND/<190	ND/<190	ND/<190	ND/<180	ND/<180	ND/<180	ND/<1,900	ND/<180
Benzo[a]pyrene	15	210	ND/<180	ND/<2,000	ND/<190	ND/<190	ND/<190	ND/<180	ND/<180	ND/<180	ND/<1,900	ND/<180
Benzo[b]fluoranthene	150	2,100	ND/<180	ND/<2,000	ND/<190	ND/<190	ND/<190	ND/<180	ND/<180	ND/<180	ND/<1,900	ND/<180
Benzo[g,h,i]perylene			ND/<180	ND/<2,000	ND/<190	ND/<190	ND/<190	ND/<180	ND/<180	ND/<180	ND/<1,900	ND/<180
Benzo[k]fluoranthene	1,500	21,000	ND/<190	ND/<2,100	ND/<200	ND/<200	ND/<200	ND/<190	ND/<190	ND/<190	ND/<2,000	ND/<190
Chrysene	15,000	210,000	ND/<180	ND/<2,000	ND/<190	ND/<190	ND/<190	ND/<180	ND/<180	ND/<180	ND/<1,900	ND/<180
Dibenz(a,h)anthracene	15	210	ND/<180	ND/<2,000	ND/<190	ND/<190	ND/<190	ND/<180	ND/<180	ND/<180	ND/<1,900	ND/<180
Fluoranthene	2,300,000	22,000,000	ND/<180	ND/<2,000	ND/<190	ND/<190	ND/<190	ND/<180	ND/<180	ND/<180	ND/<1,900	ND/<180
Fluorene	2,300,000	22,000,000	ND/<180	ND/<2,000	ND/<190	ND/<190	ND/<190	ND/<180	ND/<180	ND/<180	ND/<1,900	ND/<180
Indeno[1,2,3-cd]pyrene	150	2,100	ND/<360	ND/<4,000	ND/<380	ND/<380	ND/<380	ND/<360	ND/<360	ND/<360	ND/<3,800	ND/<360
Naphthalene	3,600	18,000	**2,700**	ND/<2,000	ND/<190	ND/<190	ND/<190	ND/<180	ND/<180	ND/<180	ND/<1,900	ND/<180
Phenanthrene			ND/<180	ND/<2,000	ND/<190	ND/<190	ND/<190	ND/<180	ND/<180	ND/<180	ND/<1,900	ND/<180
Pyrene	1,700,000	17,000,000	ND/<180	ND/<2,000	ND/<190	ND/<190	ND/<190	ND/<180	ND/<180	ND/<180	ND/<1,900	ND/<180
GENERAL CHEMISTRY BY MOISTURE (%)												
Percent Moisture	NA	NA	9.6	18	13	13	12	8.2	10	8.5	14	7.9
Percent Solids	NA	NA	90	82	87	87	88	92	90	92	86	92

Notes:
1. mg/kg - milligrams per kilogram
2. ug/kg - micrograms per kilogram
3. **Bold** values indicate a detection above the method detection limit
4. Highlighted values indicate an exceedence of the EPA RSLs
5. "ND" indicates the analyte was not detected above the method reportling limit
6. "NT" indicated the sample was not tested for that specific method

V:\CVRPC VT\Washington Electric Coop\Phase II ESA\Tables\[Tables.xls]Sheet2

TABLE 3
PCB LABORATORY DATA SUMMARY FOR SOILS
CVRPC - Washington Electric Cooperative
East Montpelier, Vermont

		Sample ID:	**SB-101 (0 - 0.5')**	**SB-101 (0.5 - 2.0')**	**SB-101 (2.0 - 4.0')**	**SB-102 (0 - 0.5')**	**SB-102 (0.5 - 2.0')**	**SB-102 (2.0 - 4.0')**
		Sample Collection Date:	9/6/2012	9/6/2012	9/6/2012	9/6/2012	9/6/2012	9/6/2012
Analyte	EPA Regional Soil Screening Levels (11/12)							
	Residential	Industrial						
Polychlorinated Biphenyls (PCBs) (ug/Kg) Method 8082 with Soxhlet Extraction								
PCB-1016	3,900	21,000	ND/<110	ND/<110	ND/<100	ND/<100	ND/<100	ND/<100
PCB-1221	140	540	ND/<110	ND/<110	ND/<100	ND/<100	ND/<100	ND/<100
PCB-1232	140	540	ND/<110	ND/<110	ND/<100	ND/<100	ND/<100	ND/<100
PCB-1242	220	740	ND/<110	ND/<110	ND/<100	ND/<100	ND/<100	ND/<100
PCB-1248	220	740	ND/<110	ND/<110	ND/<100	ND/<100	ND/<100	ND/<100
PCB-1254	220	740	ND/<110	ND/<110	ND/<100	ND/<100	ND/<100	ND/<100
PCB-1260	220	740	ND/<110	ND/<110	ND/<100	ND/<100	ND/<100	ND/<100
PCB-1262	NA	NA	ND/<110	ND/<110	ND/<100	ND/<100	ND/<100	ND/<100
PCB-1268	NA	NA	ND/<110	ND/<110	ND/<100	ND/<100	ND/<100	ND/<100
Total PCBs VTDOH	120		ND	ND	ND	ND	ND	ND
Total PCBs TSCA	1,000 (8)		ND	ND	ND	ND	ND	ND
GENERAL CHEMISTRY BY MOISTURE (%)								
Percent Moisture	NA	NA	8.2	8.5	8.4	8.5	8.8	9.3
Percent Solids	NA	NA	92	92	92	91	91	91

Notes:
1. mg/kg - milligrams per kilogram
2. ug/kg - micrograms per kilogram
3. **Bold** values indicate a detection above the method detection limit
4. Shaded values indicate an exceedance of the EPA RSLs, VTDOH or TSCA regulatory criteria
5. "ND" indicates the analyte was not detected above the method reporting limit
6. (*1) Toxic Substance Control Act (TSCA) limit for unrestricted activity

V:\CVRPC VT\Washington Electric Coop\Phase II ESA\Tables\[Tables.xls]Sheet2

TABLE 3
PCB LABORATORY DATA SUMMARY FOR SOILS
CVRPC - Washington Electric Cooperative
East Montpelier, Vermont

		Sample ID:	**SB-103 (0 - 0.5')**	**SB-103 (0.5 - 2.0')**	**SB-103 (2.0 - 4.0')**	**SB-104 (0 - 0.5')**	**SB-104 (0.5 - 2.0')**	**SB-104 (2.0 - 4.0')**	**SB-104DUP (2.0 - 4.0')**
		Sample Collection Date:	9/6/2012	9/6/2012	9/6/2012	9/6/2012	9/6/2012	9/6/2012	9/6/2012
Analyte	EPA Regional Soil Screening Levels (4/12)								
	Residential	Industrial							
Polychlorinated Biphenyls (PCBs) (ug/Kg) Method 8082 with Soxhlet Extraction									
PCB-1016	3,900	21,000	ND/<100	ND/<100	ND/<100	ND/<110	ND/<100	ND/<100	ND/<100
PCB-1221	140	540	ND/<100	ND/<100	ND/<100	ND/<110	ND/<100	ND/<100	ND/<100
PCB-1232	140	540	ND/<100	ND/<100	ND/<100	ND/<110	ND/<100	ND/<100	ND/<100
PCB-1242	220	740	ND/<100	ND/<100	ND/<100	ND/<110	ND/<100	ND/<100	ND/<100
PCB-1248	220	740	ND/<100	ND/<100	ND/<100	ND/<110	ND/<100	ND/<100	ND/<100
PCB-1254	220	740	ND/<100	ND/<100	ND/<100	ND/<110	ND/<100	ND/<100	ND/<100
PCB-1260	220	740	ND/<100	ND/<100	ND/<100	ND/<110	**140**	ND/<100	ND/<100
PCB-1262	NA	NA	ND/<100	ND/<100	ND/<100	ND/<110	ND/<100	ND/<100	**110**
PCB-1268	NA	NA	ND/<100	ND/<100	ND/<100	ND/<110	ND/<100	ND/<100	ND/<100
Total PCBs VTDOH	120		ND	ND	ND	ND	**140**	ND	**110**
Total PCBs TSCA	1,000 (*1)		ND	ND	ND	ND	**140**	ND	**110**
GENERAL CHEMISTRY BY MOISTURE (%)									
Percent Moisture	NA	NA	9.4	5.2	10	9.3	6.2	7.8	6.2
Percent Solids	NA	NA	91	95	90	91	94	92	94

Notes:
1. mg/kg - milligrams per kilogram
2. ug/kg - micrograms per kilogram
3. **Bold** values indicate a detection above the method detection limit
4. Shaded values indicate an exceedance of the EPA RSLs, VTDOH or TSCA regulatory criteria
5. "ND" indicates the analyte was not detected above the method reporting limit
6. (*1) Toxic Substance Control Act (TSCA) limit for unrestricted activity

V:\CVRPC VT\Washington Electric Coop\Phase II ESA\Tables\[Tables.xls]Sheet2

TABLE 3
PCB LABORATORY DATA SUMMARY FOR SOILS
CVRPC - Washington Electric Cooperative
East Montpelier, Vermont

		Sample ID:	**SB-105 (0 - 0.5')**	**SB-105 (0.5 - 2.0')**	**SB-105DUP (0.5 - 2.0')**	**SB-105 (2.0 - 4.0')**	**SB-106 (0 - 0.5')**	**SB-106 (0.5 - 2.0')**	**SB-106 (2.0 - 4.0')**
		Sample Collection Date:	9/6/2012	9/6/2012	9/6/2012	9/6/2012	9/6/2012	9/6/2012	9/6/2012
Analyte	EPA Regional Soil Screening Levels (4/12)								
	Residential	Industrial							
Polychlorinated Biphenyls (PCBs) (ug/Kg) Method 8082 with Soxhlet Extraction									
PCB-1016	3,900	21,000	ND/<110	ND/<100	ND/<1000	ND/<100	ND/<110	ND/<97	ND/<100
PCB-1221	140	540	ND/<110	ND/<100	ND/<1000	ND/<100	ND/<110	ND/<97	ND/<100
PCB-1232	140	540	ND/<110	ND/<100	ND/<1000	ND/<100	ND/<110	ND/<97	ND/<100
PCB-1242	220	740	ND/<110	ND/<100	ND/<1000	ND/<100	ND/<110	ND/<97	ND/<100
PCB-1248	220	740	ND/<110	ND/<100	ND/<1000	ND/<100	ND/<110	ND/<97	ND/<100
PCB-1254	220	740	ND/<110	ND/<100	ND/<1000	ND/<100	ND/<110	ND/<97	ND/<100
PCB-1260	220	740	ND/<110	**160**	6,500	220	ND/<110	ND/<97	ND/<100
PCB-1262	NA	NA	ND/<110	ND/<100	ND/<1000	ND/<100	ND/<110	ND/<97	ND/<100
PCB-1268	NA	NA	ND/<110	ND/<100	ND/<1000	ND/<100	ND/<110	ND/<97	ND/<100
Total PCBs VTDOH	120		ND	160	6,500	220	ND	ND	ND
Total PCBs TSCA	1,000 (*1)		ND	**160**	6,500	**220**	ND	ND	ND
GENERAL CHEMISTRY BY MOISTURE (%)									
Percent Moisture	NA	NA	9.0	7.7	4.7	9.6	9.3	5.9	5.3
Percent Solids	NA	NA	91	92	95	90	91	94	95

Notes:
1. mg/kg - milligrams per kilogram
2. ug/kg - micrograms per kilogram
3. **Bold** values indicate a detection above the method detection limit
4. Shaded values indicate an exceedance of the EPA RSLs, VTDOH or TSCA regulatory criteria
5. "ND" indicates the analyte was not detected above the method reporting limit
6. (*1) Toxic Substance Control Act (TSCA) limit for unrestricted activity

V:\CVRPC VT\Washington Electric Coop\Phase II ESA\Tables\[Tables.xls]Sheet2

TABLE 3
PCB LABORATORY DATA SUMMARY FOR SOILS
CVRPC - Washington Electric Cooperative
East Montpelier, Vermont

		Sample ID:	**SB-107 (0 - 0.5')**	**SB-107 (0.5 - 2.0')**	**SB-107 (2.0 - 4.0')**	**SB-108 (0 - 0.5')**	**SB-108 (0.5 - 2.0')**	**SB-108 (2.0 - 4.0')**
		Sample Collection Date:	9/6/2012	9/6/2012	9/6/2012	9/6/2012	9/6/2012	9/6/2012
Analyte	EPA Regional Soil Screening Levels (4/12)							
	Residential	Industrial						
Polychlorinated Biphenyls (PCBs) (ug/Kg) Method 8082 with Soxhlet Extraction								
PCB-1016	3,900	21,000	ND/<110	ND/<100	ND/<100	ND/<110	ND/<100	ND/<100
PCB-1221	140	540	ND/<110	ND/<100	ND/<100	ND/<110	ND/<100	ND/<100
PCB-1232	140	540	ND/<110	ND/<100	ND/<100	ND/<110	ND/<100	ND/<100
PCB-1242	220	740	ND/<110	ND/<100	ND/<100	ND/<110	ND/<100	ND/<100
PCB-1248	220	740	ND/<110	ND/<100	ND/<100	ND/<110	ND/<100	ND/<100
PCB-1254	220	740	ND/<110	ND/<100	ND/<100	ND/<110	ND/<100	ND/<100
PCB-1260	220	740	ND/<110	**100**	ND/<100	ND/<110	**51**	ND/<100
PCB-1262	NA	NA	ND/<110	ND/<100	ND/<100	ND/<110	ND/<100	ND/<100
PCB-1268	NA	NA	ND/<110	ND/<100	ND/<100	ND/<110	ND/<100	ND/<100
Total PCBs VTDOH	120		ND	**100**	ND	ND	**51**	ND
Total PCBs TSCA	1,000 (*1)		ND	**100**	ND	ND	**51**	ND
GENERAL CHEMISTRY BY MOISTURE (%)								
Percent Moisture	NA	NA	12	6.8	3.7	8.5	7.2	11
Percent Solids	NA	NA	88	93	96	91	93	89

Notes:
1. mg/kg - milligrams per kilogram
2. ug/kg - micrograms per kilogram
3. **Bold** values indicate a detection above the method detection limit
4. Shaded values indicate an exceedance of the EPA RSLs, VTDOH or TSCA regulatory criteria
5. "ND" indicates the analyte was not detected above the method reporting limit
6. (*1) Toxic Substance Control Act (TSCA) limit for unrestricted activity

V:\CVRPC VT\Washington Electric Coop\Phase II ESA\Tables\[Tables.xls]Sheet2

TABLE 3
PCB LABORATORY DATA SUMMARY FOR SOILS
CVRPC - Washington Electric Cooperative
East Montpelier, Vermont

		Sample ID:	**SB-109 (0 - 0.5')**	**SB-109 (0.5 - 2.0')**	**SB-109 (2.0 - 4.0')**	**SB-110 (4.0 - 5.0')**	**Floor Drain B**
		Sample Collection Date:	9/6/2012	9/6/2012	9/6/2012	9/6/2012	9/6/2012
Analyte	EPA Regional Soil Screening Levels (4/12)						
	Residential	Industrial					
Polychlorinated Biphenyls (PCBs) (ug/Kg) Method 8082 with Soxhlet Extraction							
PCB-1016	3,900	21,000	ND/<100	ND/<97	ND/<110	ND/<110	ND/<110
PCB-1221	140	540	ND/<100	ND/<97	ND/<110	ND/<110	ND/<110
PCB-1232	140	540	ND/<100	ND/<97	ND/<110	ND/<110	ND/<110
PCB-1242	220	740	ND/<100	ND/<97	ND/<110	ND/<110	ND/<110
PCB-1248	220	740	ND/<100	ND/<97	ND/<110	ND/<110	ND/<110
PCB-1254	220	740	ND/<100	ND/<97	ND/<110	ND/<110	ND/<110
PCB-1260	220	740	ND/<100	ND/<97	ND/<110	ND/<110	**77**
PCB-1262	NA	NA	ND/<100	ND/<97	ND/<110	ND/<110	ND/<110
PCB-1268	NA	NA	ND/<100	ND/<97	ND/<110	ND/<110	ND/<110
Total PCBs VTDOH	120		ND	ND	ND	ND	**77**
Total PCBs TSCA	1,000 (*1)		ND	ND	ND	ND	**77**
GENERAL CHEMISTRY BY MOISTURE (%)							
Percent Moisture	NA	NA	6.8	4.0	9.0	18	14
Percent Solids	NA	NA	93	96	91	82	86

Notes:
1. mg/kg - milligrams per kilogram
2. ug/kg - micrograms per kilogram
3. **Bold** values indicate a detection above the method detection limit
4. Shaded values indicate an exceedance of the EPA RSLs, VTDOH or TSCA regulatory criteria
5. "ND" indicates the analyte was not detected above the method reporting limit
6. (*1) Toxic Substance Control Act (TSCA) limit for unrestricted activity

V:\CVRPC VT\Washington Electric Coop\Phase II ESA\Tables\[Tables.xls]Sheet2

TABLE 4
METALS LABORATORY DATA SUMMARY FOR SOILS
CVRPC - Washington Electric Cooperative
East Montpelier, Vermont

		Sample ID:	SB-105 (2 - 4')	SB-110 (4 - 5')	SB-112 (9 - 10')	SB-114 (6 - 7')	SB-117 (7 - 8')	SB-119 (6 - 7')	SB-120 (5 - 6')	SB-121 (5 - 6')	FLOOR DRAIN B	DUPLICATE (SB-121)
		Sample Collection Date:	9/6/2012	9/7/2012	9/7/2012	9/7/2012	9/7/2012	9/7/2012	9/7/2012	9/7/2012	9/6/2012	9/7/2012
Analyte	EPA Regional Soil Screening Levels (11/12)											
	Residential	Industrial										
Priority Pollutant 13 Metals (mg/kg)			**Method Metals by 6010B & Mercury by 7471A**									
Antimony (Sb)	31	410	ND/<.66	ND/<.62	ND/<.69	ND/<.66	ND/<1.3	**0.73**	ND/<.59	ND/<.67	ND/<.70	ND/<.67
Arsenic (As)	0.39	1.6	**5.2**	**20**	**8.3**	**2.7**	**4.1**	**8.9**	**3.7**	**5.3**	**4.4**	**6.4**
Beryllium (Be)	160	2,000	**0.30**	**0.16**	**0.14**	**0.14**	**0.17**	**0.30**	**0.25**	**0.27**	**0.11**	**0.30**
Cadmium (Cd)	70	800	ND/0.26	**0.087**	ND/<.28	**0.089**	ND/<.54	ND/<.49	ND/<.24	ND/<.27	**0.22**	ND/<.27
Chromium (Cr)	120,000	1,500,000	**19**	**21**	**12**	**18**	**13**	**20**	**18**	**19**	**32**	**19**
Copper (Cu)	3,100	41,000	**25**	**27**	**19**	**13**	**19**	**28**	**26**	**21**	**18**	**21**
Lead (Pb)	400	800	**14**	**12**	**5.8**	**3.7**	**4.8**	**7.2**	**5.6**	**4.8**	**12**	**5.4**
Nickel (Ni)	1,500	20,000	**31**	**36**	**28**	**30**	**25**	**33**	**32**	**28**	**31**	**30**
Selenium (Se)	390	5,100	ND/<.66	ND/<.62	ND/<1.4	ND/<.66	ND/<1.3	ND/<1.2	ND/<.59	ND/<1.3	ND/<.70	ND/<.67
Silver (Ag)	390	5,100	**0.046**	ND/<.62	**0.071**	ND/<.66	**0.085**	ND/<1.2	**0.048**	ND/<.67	ND/<.70	ND/<.67
Thallium (TL)	0.78	1.0	ND/<1.3	ND/<1.2	ND/<1.4	ND/<1.3	ND/<2.7	ND/<2.5	ND/<1.2	ND/<1.3	ND/<1.4	ND/<1.3
Zinc (Zi)	23,000	310,000	**51**	**34**	**38**	**60**	**37**	**55**	**46**	**47**	**78**	**50**
Mercury (Hg)	10	43	ND/<.096	ND/<.12	ND/<.12	ND/<.11	ND/<.099	ND/<.087	ND/<.10	ND/<.095	ND/<.11	ND/<.094
GENERAL CHEMISTRY BY MOISTURE (%)												
Percent Moisture	NA	NA	9.6	18	13	13	12	8.2	10	8.5	14	7.9
Percent Solids	NA	NA	90	82	87	87	88	92	90	92	86	92

Notes:
1. mg/kg - milligrams per kilogram
2. ug/kg - micrograms per kilogram
3. **Bold** values indicate a detection above the method detection limit
4. Highlighted values indicate an exceedence of the EPA RSLs
5. "ND" indicates the analyte was not detected above the method reportling limit
6. "NT" indicated the sample was not tested for that specific method

TABLE 4
METALS LABORATORY DATA SUMMARY FOR SOILS
CVRPC - Washington Electric Cooperative
East Montpelier, Vermont

Test America Laboratory Analytical Data

Sample ID's	Lot #	Parameter	Surrogates	Blank Contamination	LCS	RPD	Notes
Subsurface Soil Boring Analytical Data							
SB-101 Through SB-122, and Floor Drain B	360-42692-1	PPL 13 Metals	acceptable	acceptable*	acceptable	acceptable	Chromium and Zinc found in lab blanks. All analyses results are less than RSLs, therefore blank contamination does not effect decision making
		PCBs	acceptable	acceptable	acceptable	acceptable*	RPD for SB-104 duplicate was within required limits. RPD for SB-105 duplicate outside of limits. Significant variability in soil sample make up and contaminant distribution is expected. Therefore the RPD variance is deemed acceptable.
		VOCs	acceptable	acceptable	acceptable*	acceptable	Initial analyses gave unacceptable LCS and/or RPD of LCS. Samples re-analyzed (outside hold times) and initial results confirmed.
		SVOCs (PAHs)	acceptable	acceptable	acceptable	acceptable	

V:\CVRPC VT\Washington Electric Coop\Phase II ESA\Tables\[Tables.xls]Sheet2

NOTES:

1. The data QA/QC has been evaluated and in some cases the actual lab data may be qualified in the analytical report, but for the purpose of this study if the qualifier is deemed not significant then the data is reported as acceptable.

APPENDIX A

Washington Electric Property
East Montpelier, Vermont

Photo #1

The Site - Looking South

5-Bay Garage Building on Slab

Gravel Drive

Photo #2

The Site – Looking Southwest

Route 14

Photo #3

Eastern Entrance to Garage Building

Manhole

Washington Electric Property
East Montpelier, Vermont

Photo #4

The Site – Looking Northwest

Approximate Property Line

Photo #5

Surface Water Drainage Culvert on Adjoining Property to the West

Photo #6

Unlabeled Drum Located at Southwestern Corner of Garage Building

PVC Pipes Likely Left Over From the Fire Department

Washington Electric Property
East Montpelier, Vermont

Photo #7

Northern Garage Bay Currently Used as Storage for Office Materials

Concrete Floor

Photo #8

Equipment Storage in Garage Building

Route 14

Cellulose Based Fiber Wall Boards

Concrete Slab

Photo #9

Ceiling Mounted Propane Radiant Fan – Currently Disconnected



Photo #10

Open Three (3) Bay Garage Room Currently Used for Equipment and Office Supply Storage

Concrete Slab

Photo #11

Exposed Insulation with Apparent Mold

Equipment Trailer

Deteriorating Slab Near Support

Photo #12

Broken Concrete Slab

Photo #13

Covered Dirt Pit Located in the Southern Garage Bay

File Cabinet

Plywood Cover – Could Not be Removed to Inspect the Dirt Pit

Filled in Dirt Pit in Former Automotive Repair Garage

Concrete Slab

Photo #14

Stained Concrete Floor Underneath Stored Equipment

Floor Drain

Photo #15

Floor Drain in Northern Garage Bay

Washington Electric Property
East Montpelier, Vermont

Photo #16

Photo #17

Photo #18

Photo #19

APPENDIX B

SOIL AND GROUNDWATER INVESTIGATION
Washington Electric Cooperative
VT Route 14, East Montpelier Vermont

N 44016' 20"/ W 720 29' 9"

Prepared in Collaboration by:

Wheeler Environmental Services, LLC; Brad Wheeler, Principal Scientist
Strategic Environmental Services, LLC; Kim Watson; Data Assessment Specialist
Environmental Cost Control, LLC; Karl Johnson, Owner

Prepared for:
Diamond and Robinson, PC

February 2009

EXECUTIVE SUMMARY

An environmental site investigation was recently completed at the Washington Electric Cooperative property located on the east side of VT Route 14 in East Montpelier, Vermont (the Site).

Five locations of suspected releases or activities with the potential for a release to the environment were investigated based on reports from the current owner and operator, previous site investigations conducted on behalf of the Vermont Agency of Transportation (VTRANS) in anticipation of a construction project to reconfigure the nearby intersection of US Route 2 and VT Route 14, and historic investigations.

During the 2009 site investigation, no groundwater was encountered.

Visual and olfactory indications were limited to SB-104 and based on the analytical results and Photo ionization (PID) readings suggest the presence of a petroleum product.

PID readings were positive at SB-102 and SB-104 in the field and are documented herein.

Laboratory samples indicate the presence of contaminants above potential regulatory levels that may be regarded by the State of Vermont as reportable and actionable. These are limited to polycyclic aromatic hydrocarbons (PAHs) above the action limit in 2 of the 8 samples taken and indicated at 0-6' depth at soil boring location SB-101.

The laboratory results from SB-103 did not indicate that PCBs were present in significant contrast to the 2003 report.

The nature, degree and extent indicated by the documented results of these investigations are limited in nature. Given the history of use and the reported occurrence of fire at the site, the presence of these types of compounds is not unexpected. The anticipated use of the site is commercial/ municipal services equipment storage, and the like.

As a result of these borings and findings, no further investigation is recommended.

- Monitoring during potential construction activities on the site is recommended. And as necessary, removal of nuisance contamination for off site disposal is recommended based on regulatory requirements.

- Grading to drain away from the current building envelope and paving following construction is recommended to limit storm water infiltration proximate to SB-101, SB-103 and SB-104.

1.0 INTRODUCTION

This report is written to document the results of a recently completed Environmental Site Investigation (the Investigation) of the Washington Electric Cooperative, Inc. (WEC) property located east of VT Route 14, slightly north of the junction of U.S. Route 2 and VT Route 14, in East Montpelier, Vermont (the Site). The location of the site is seen Figure 1 - Site Location Map.

The purpose of this Investigation was to characterize and evaluate the nature, degree and extent of any potential soil and potential groundwater contamination on the site. A previous investigation was completed on the Site in August of 2003. This report provides a description of the work that was completed during January 2009, and provides our further recommendations for the Site.

2.0 BACKGROUND

In July and August 2003, environmental consulting firm Heindel and Noyes of Burlington, Vermont completed five soil borings to collect soil and groundwater samples from the Site. This work was done for VTRANS in anticipation of the proposed road realignment project that will occur on the Site. The 2003 investigation indicated that one location on the site exhibited the presence of a polychlorinated biphenyl (PCB) species Aroclor 1260 and identified other locations on the Site where potential soil contamination was suggested based on elevated photo ionization detector field screening results and visual and olfactory evidence.

Also, as part of the planning of the investigation, we reviewed information received from WEC, checked Sanborn Fire Insurance Maps, interviewed a past employee of WEC that was familiar with the facility and the potential types and locations of various activities, and interviewed a current tenant familiar with recent subsurface excavations on the Site.

Several areas of potential interest were identified through the historic investigations including the possible location of an historic underground storage tank reportedly used for gasoline, the location of some visual and olfactory indications of a potential release, and a description of the historic transformer storage location.

We also received information regarding a fire that consumed a building located on the property and occupying the same footprint in the late 1970's. This fire reportedly completely destroyed the building which was subsequently re-built on the same footprint. The previous building was also used for the same purposes, including as a garage and storage space for WEC equipment, vehicles and material. Above the parking bays, truck tires were stored in the rafters and were there when the building burned.

Each of these locations was investigated as part of the work conducted for this report. The fire and the presence of the tires are both considered additional potential sources of contaminants.

This information was used in the planning and conduct of this investigation with regard to the analyte list, the location of soil borings and the locations of samples taken for both field and laboratory analyses.

3.0 SOIL AND GROUNDWATER INVESTIGATION

On January 27, 2009, five soil borings were completed on the Site. The drilling contractor for this investigation was New Hampshire Boring of Derry, New Hampshire. A truck-mounted hollow-stem auger was used to complete the borings.

Groundwater was not encountered above bedrock in any boring. Therefore, no groundwater monitoring wells were installed and no groundwater samples were obtained.

Soil samples for laboratory analyses were collected from each boring. The locations of these samples are shown in **bold font** in the boring logs provided in Section 3.1 below, and indicated in Table 1 at the depth corresponding to the sample location.

Table 1. Soil Sample Locations and Depths - Washington Electric Cooperative
VT Route 14, East Montpelier, Vermont
January 27, 2009
(all elevated [>0.0] field screening photo ionization detector (PID) results shown in parentheses)

Sample Depth (feet)	Soil Boring SB-101			Soil Boring SB-102		Soil Boring SB-103	Soil Boring SB-104	Soil Boring SB-105
0-2			SS-103					
2-4						SS-106		
4-6	SS-101			SS-104 (1.4 ppm[1])	SS-105[2]		SS-107 (309 ppm)	SS-108[3]
6-8							(73 ppm)	
8-10								
10-10.5		SS-102						

Notes:
1. ppm - parts per million
2. SS-105 is a QA/QC field duplicate sample of SS-104.
3. SS-108 was collected from a depth interval of 5-7 feet below the ground surface.
4. SS = Soil Sample identification

3.1 Soil Borings

The work performed and the results obtained are described and summarized below. The locations of the borings are shown on Figure 2 – Site Map.

3.1.1 Soil Boring SB-101

Soil Boring SB-101 was located in the south eastern section of the Site in the area of potential historic transformer storage, approximately 48 feet south of the garage. The total depth of this boring was 10.5 feet below the ground surface (bgs).

Sample Depth (feet) (Sample ID)	Description	Headspace Result (PID, ppm)
0 to 2 (SS-103)	**dark brown gravely loamy sand, slightly moist, loose**	**0.0**
2 to 4	dark gray silt loam, moist, dense	0.0
4 to 6 (SS-101)	**dark gray gravelly silt loam, moist, dense, upper 6" wet-saturated, moist below**	**0.0**
6 to 8	dark gray silt loam, slightly moist, dense	0.0
8 to 10	dark gray silt loam, slightly moist, very dense	0.0
10 to 10.5 (SS-102)	**dark gray silt loam, 5-10% gravel, wet-saturated, dense**	**0.0**
10.5	auger refusal	

Three soil samples were collected for laboratory analyses from this boring: SS-101 from 4 to 6 feet bgs, SS-102 from 10 to 10.5 feet bgs and SS-103 from 0-2 feet bgs.

3.1.2 Soil Boring SB-102

Soil Boring SB-102 was located in the potential historic gasoline UST area approximately 5 feet from the west corner of the garage. The total depth of this boring was 11.5 feet bgs.

Sample Depth (feet) (Soil Sample ID)	Description	Headspace Result (PID, ppm)
0 to 2	brown sand, frozen	0.0
2 to 4	2-3'- brown sand, frozen, 3-4'- gray silt loam, moist-wet, friable	0.0
4 to 6 (SS-104 & SS-105)	**gray gravelly fine sandy loam, moist, friable**	**1.4**
6 to 8	6-6.8'- dark gray gravelly fine sandy loam, wet, friable 6.8-8'- gray silt loam, moist, dense, 5-10% gravel	0.0
8 to 10	8-9'- gray silt loam, moist-wet, friable, 10% gravel 9-10'- gray silt loam, slightly moist, very dense	0.0
11.5	auger refusal	

One soil sample was collected for laboratory analyses from this boring: SS-104 from 4 to 6 feet bgs. A quality assurance/quality control (QA/QC) field duplicate of SS-104 was collected for laboratory analyses as well. The duplicate was labelled SS-105.

3.1.3 Soil Boring SB-103

Soil Boring SB-103 was located approximately 13 feet south of the garage. PCB contamination was reported at this location during the 2003 investigation. The total depth of this boring was 4 feet bgs in order to collect a sample to confirm the presence of PCBs and to attempt to identify specific Aroclors.

Sample Depth (feet) (Soil Sample ID)	Description	Headspace Result (PID reading, ppm)
0 to 2	tan sand, slightly moist, loose	0.0
2 to 4 (SS-106)	**dark gray gravelly silt loam, moist, dense**	**0.0**

One soil sample was collected for laboratory analyses from this boring: SS-106 from 2 to 4 feet bgs.

3.1.4 Soil Boring SB-104

Soil Boring SB-104 was located approximately 3.3 feet west of the garage and 19 feet north of the southern end of the building between the two southernmost overhead doors proximate to dark odorous soils observed near the historic foundation. The total depth of this boring was 8 feet bgs.

Sample Depth (feet) (Soil Sample ID)	Description	Headspace Result (PID, ppm)
0-4	Auger Advanced to 4 feet bgs to begin sampling	
4 to 6 (SS-107)	**gray gravelly silt loam, wet, friable, strong odor**	**309**
6 to 6.8	dark gray gravelly silt loam, wet, friable, moderate odor	73
6.8	auger refusal	

One soil sample was collected for laboratory analyses from this boring: SS-107 from 4 to 6 feet bgs.

3.1.5 Soil Boring SB-105

Soil Boring SB-105 was located approximately 25' northeast of the north of the building proximate to visual and olfactory observations noted during the previous investigations in 2003.

Sample Depth (feet) (Soil Sample ID)	Description	Headspace Result (PID ppm)
0-2	gray gravelly loamy sand, slightly moist, dense	0.0
5 to 7 (SS-108)	**brown gray loamy fine sand, wet, loose**	**0.0**
10 to 12	dark gray silt loam, moist, dense	
13.5	auger refusal	

One soil sample was collected for laboratory analyses from this boring: SS-108 from 5 to 7 feet bgs.

4.0 SOIL SAMPLING AND LABORATORY ANALYSIS

The soil samples were collected into laboratory-provided sample containers appropriate for the specific analytical methods requested. Immediately upon collection, the samples were labelled and packed in ice in an insulated cooler. On January 28, 2009, the samples were shipped under chain of custody procedures via UPS to TestAmerica's laboratory in Shelton, Connecticut. They were analyzed for volatile organic compounds using EPA Method 5035 and 8260B, for semi-volatile organic compounds using EPA Method 8270 and for PCBs as Aroclors using EPA Method 8082. Due to limited sample recovery in the split spoon sampler, sample SS-106 was only analyzed using EPA Methods 8270 and 8082.

OK

The results of the soil sample analyses are summarized in Table 2. The laboratory data summary report is attached as Appendix A.

PCBs discovered here in 2003

5.0 DISCUSSION

The results of laboratory analyses of environmental samples indicate the presence of some compounds above regulatory levels that may be applied.

Specifically, the results from the analyses of the soils samples SS-101 and SS-103 from boring location SB-101 (0-6') are above the levels documented in EPA Region IX soil screening standards as adopted by as the State of Vermont. The referenced standards provide maximum levels allowable for both industrial and residential uses. The residential screening levels for both the standards as applied in 2008 and 2009 are provided in Table 2.

Significant findings of this (2009) investigation also include the results of laboratory analyses of soils sample SS-1106 from boring SB-103 which were reported as non-detectable for PCBs in stark contrast to the concentrations reported from this location in 2003.

Samples SS-101 and SS-103 from boring SB-101 exhibited concentrations of polycyclic aromatic hydrocarbons (PAHs) above the EPA Regional 9 residential soil standards which may be applied by the State of Vermont. The contamination was limited to the first six feet of boring location SB-101. No detections of contaminants above the regulatory limits were observed in SS-102 which was taken at approximately 10 feet bgs in SB-101.

As noted above, SB-101 was suspected of being the location where old transformers were stored. Low levels of PCBs were found in this boring. At the surface approximately 46 ppb of Aroclor 1260 was found with that concentration decreasing to 7 ppb in the 4-6 feet depth. Both concentrations are below the regulatory limit.

Also, noted at this location was bis(2-ethylhexyl)phthalate (DEHP) which was used in transformers after PCBs in the 1970s. Although the reporting limits (U) for indeno(1,2,3-cd)pyrene and dibenz(a,h)anthracene PAHs in these samples were above the regulatory limits, the laboratory detection limits for these compounds are 37 ppb and 34 ppb, respectively which are below the regulatory limits. At these concentrations, the laboratory would have detected these compounds and reported them as estimated since they were detected less than the reporting limit.

As shown in Table 1 PID levels were elevated at boring SB-104 which showed up in the chromatogram for SS-107 as a petroleum product in the fuel oil range. Toluene, total xylenes, trimethylbenzenes and 2-methylnaphthalene were detected in SS-107. There are compounds typically found in diesel fuel or #2 fuel oil. No compounds were detected above the regulatory limits.

Quality control samples were collected in the field sampling program. A field duplicate pair was collected at SB-102. SS-105 was collected as a field duplicate of SS-104 and reproducibility in the field duplicate pair was within acceptable limits (less than 50% relative percent difference for soils). Method blanks were analyzed for all parameters by the laboratory and based on laboratory method blank contamination, results for acetone and methylene chloride in the soil samples were quantified as less than the reporting limit (U) in all samples. Matrix spike sample analyses were performed on SS-108 for all parameters and results were acceptable.

6.0 CONCLUSIONS AND RECOMMENDATIONS

Locations of suspected releases or activities with the potential for a release to the environment were investigated based on the site historical background.

6.1 Conclusions

- During the 2009 site investigation, no groundwater was encountered.
- Visual and olfactory indications were limited to SB-104 and based on the analytical results and PID readings suggest the presence of a petroleum product at that location.
- Photo ionization (PID) readings were positive at SB-102 and SB-104 in the field and are documented herein.
- Laboratory samples indicate the presence of contaminants above potential regulatory levels that may be regarded by the State of Vermont as reportable and actionable. The

contaminations are limited to PAHs above the action limit in 2 of the 8 samples taken and limited to 0-6' depth at SB-101 in samples SS-101 and SS-103.

- The nature, degree and extent indicated by the documented results of these investigations are limited in nature.
- Given the history of use and the reported occurrence of fire at the site, the presence of these types of compounds is not unexpected.
- The anticipated use of the site is commercial/ municipal services equipment storage, and the like.
- No PCBs were identified at location SB-103 where the previous investigation has reported them as present.

6.2 Recommendations

Consideration should be given to the appropriate application of regulatory standards based on the anticipated use, the location, and the lack of the presence of groundwater at depth during the January 2009 field investigation.

The nature, degree and extent indicated by the documented results of these investigations are limited in nature.

- No further investigation is recommended.
- Monitoring during potential construction activities on the site is recommended.
- Removal of nuisance contamination for off site disposal is recommended in accordance with state regulations, if encountered during construction.
- Grading to drain away from the current building envelope and paving following construction is recommended to limit storm water infiltration proximate to SB-101, SB-103 and SB-104.

TABLE 2: ANALYTICAL RESULTS SUMMARY

Sample ID	VT 2008 Soil Std. ug/Kg	VT 2009 Soil Std. ug/Kg*	SS-101		SS-102		SS-103		SS-104		SS-105		SS-106		SS-107		SS-108	
Soil Boring Location			SB-101		SB-101		SB-101		SB-102		SB-102		SB-103		SB-104		SB-105	
Matrix			Solid		Solid		Solid		Solid		Solid				Solid		Solid	
Units			ug/Kg		ug/Kg		ug/Kg		ug/Kg		ug/Kg				ug/Kg		ug/Kg	
GC/MS VOA - 8260B													(no sample)					
Acetone	14,000,000	61,000,000	17	U	17	U	21	U	16	U	23	U			1000	U	19	U
Carbon disulfide	360,000	670,000	3.3	J	1.9	J	5.2	U	1.2	J	1.2	J			410	U	4.5	U
Ethylbenzene	400,000	5,700	4.3	U	4.3	U	5.2	U	4.1	U	4.7	U			71	J	4.5	U
Methylene Chloride	9100	11,000	17	U	17	U	21	U	16	U	19	U			410	U	19	U
Toluene	520,000	5,000,000	0.16	J	4.3	U	5.2	U	4.1	U	4.7	U			410	U	4.5	U
Xylenes, Total	270,000	600,000	4.3	U	4.3	U	5.2	U	0.57	J	4.7	U			300	J	4.5	U

Sample ID			SS-101		SS-102		SS-103		SS-104		SS-105		SS-106		SS-107		SS-108	
Matrix			Solid		Solid		Solid		Solid		Solid		Solid		Solid		Solid	
Units			ug/Kg		ug/Kg		ug/Kg		ug/Kg		ug/Kg		ug/Kg		ug/Kg		ug/Kg	
																	Low	
GC/MS Semi VOA - 8270C																		
2-Methylnaphthalene		310,000	290	U	300	U	290	U	290	U	290	U	310	U	130	J	310	U
Fluoranthene	2,300,000	2,300,000	290	U	300	U	100	J	290	U	290	U	310	U	330	U	310	U
Pyrene	2,300,000	1,700,000	290	U	300	U	72	J	290	U	290	U	310	U	330	U	310	U
Butyl benzyl phthalate	12,000,000	260,000	89	J	300	U	290	U	290	U	290	U	310	U	330	U	310	U
Bis(2-ethylhexyl) phthalate	35,000	35,000	500		300	U	290	U	140	J	84	J	310	U	330	U	310	U
Indeno[1,2,3-cd]pyrene	620	150	250	J	300	U	280	J	290	U	290	U	310	U	330	U	310	U
Dibenz(a,h)anthracene	62	15	290	U	300	U	260	J	290	U	290	U	310	U	330	U	310	U
Benzo[g,h,i]perylene	NA	NS	280	J	300	U	310		290	U	290	U	310	U	330	U	310	U

Sample ID			SS-101		SS-102		SS-103		SS-104		SS-105		SS-106		SS-107		SS-108	
Matrix			Solid		Solid		Solid		Solid		Solid		Solid		Solid		Solid	
Units			ug/Kg		ug/Kg		ug/Kg		ug/Kg		ug/Kg		ug/Kg		ug/Kg		ug/Kg	
			Low		Low		Low		Low		Low		Low		Low		Low	
GC Semi VOA - 8082																		
PCB-1260	3900	220	7.0	J	19	U	46		19	U	19	U	19	U	21	U	20	U

Sample ID			SS-101		SS-102		SS-103		SS-104		SS-105		SS-106		SS-107		SS-108	
Matrix			Solid		Solid		Solid		Solid		Solid		Solid		Solid		Solid	
Units																		
			Low		Low		Low		Low		Low		Low		Low		Low	
General Chemistry																		
Percent Moisture - %			10.7		12.5		7.74		10.5		11.1		13.4		18.2		15.5	
Percent Solids - %			89.3		87.5		92.3		89.5		88.9		86.6		81.8		84.5	

QUALIFIERS

GC Semi VOA

J: Indicates an estimated value.

U: Analyzed for but not detected.

* VT Soil standards: EPA Region 9 PRG Table 12/2008

NS = No Standard

GC/MS Semi VOA

*: LCS or LCSD exceeds the control limits

*: MS or MSD exceeds the control limits

B: The analyte was found in an associated blank, as well as in the sample.

J: Indicates an estimated value.

N: This flag indicates the presumptive evidence of a compound.

U: Analyzed for but not detected.

GC/MS VOA

B: The analyte was found in an associated blank, as well as in the sample.

J: Indicates an estimated value.

N: This flag indicates the presumptive evidence of a compound.

U: Analyzed for but not detected.

Results for acetone and methylene chloride were qualified as less than the reporting limit in all samples based on laboratory blank contamination.

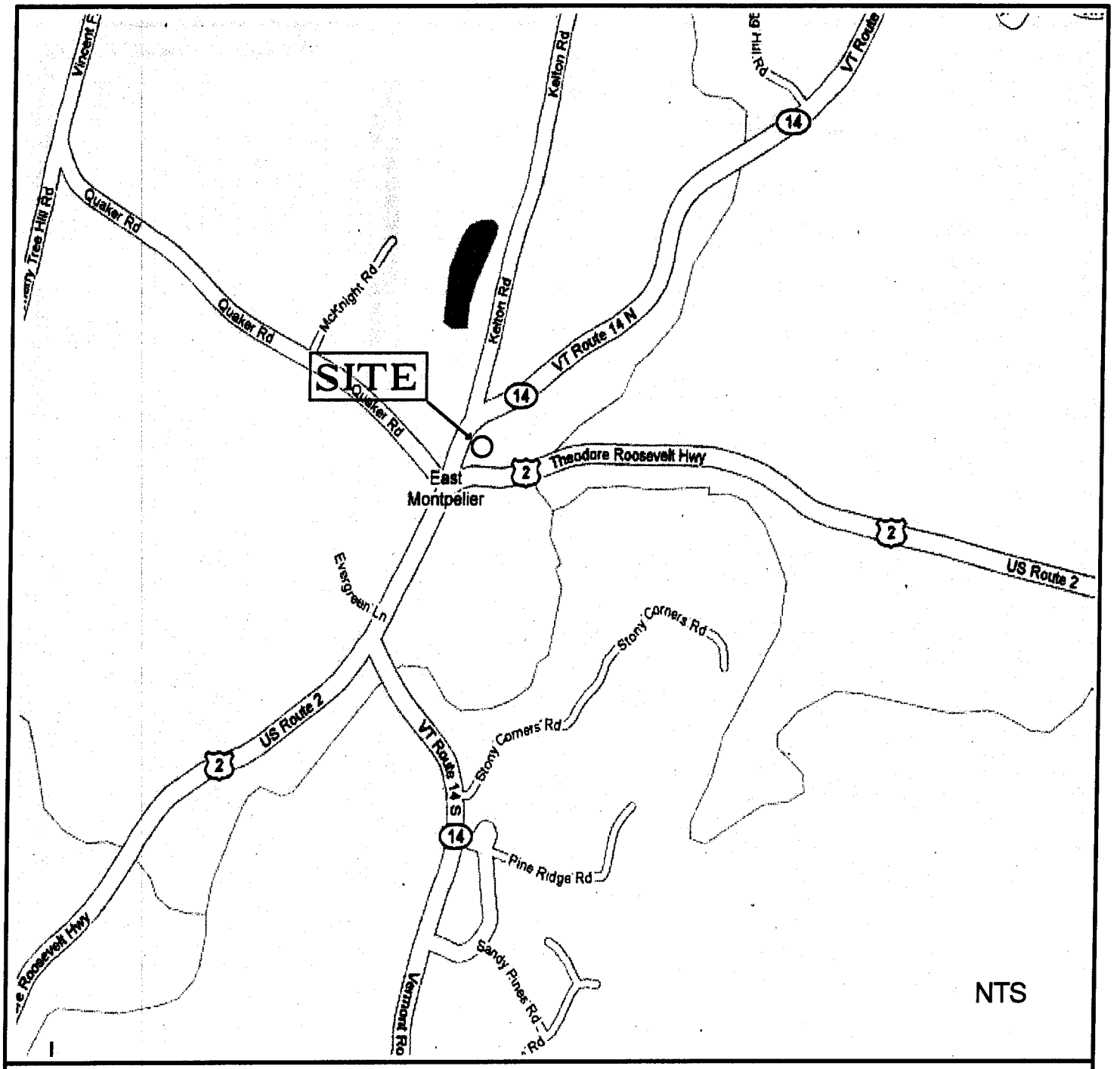

Figure 1 - Site Location Map

Washington Electric Cooperative Property
VT Route 14, East Montpelier Vermont

Wheeler Environmental Services, LLC
PO Box 13, Barre, Vermont

WES.

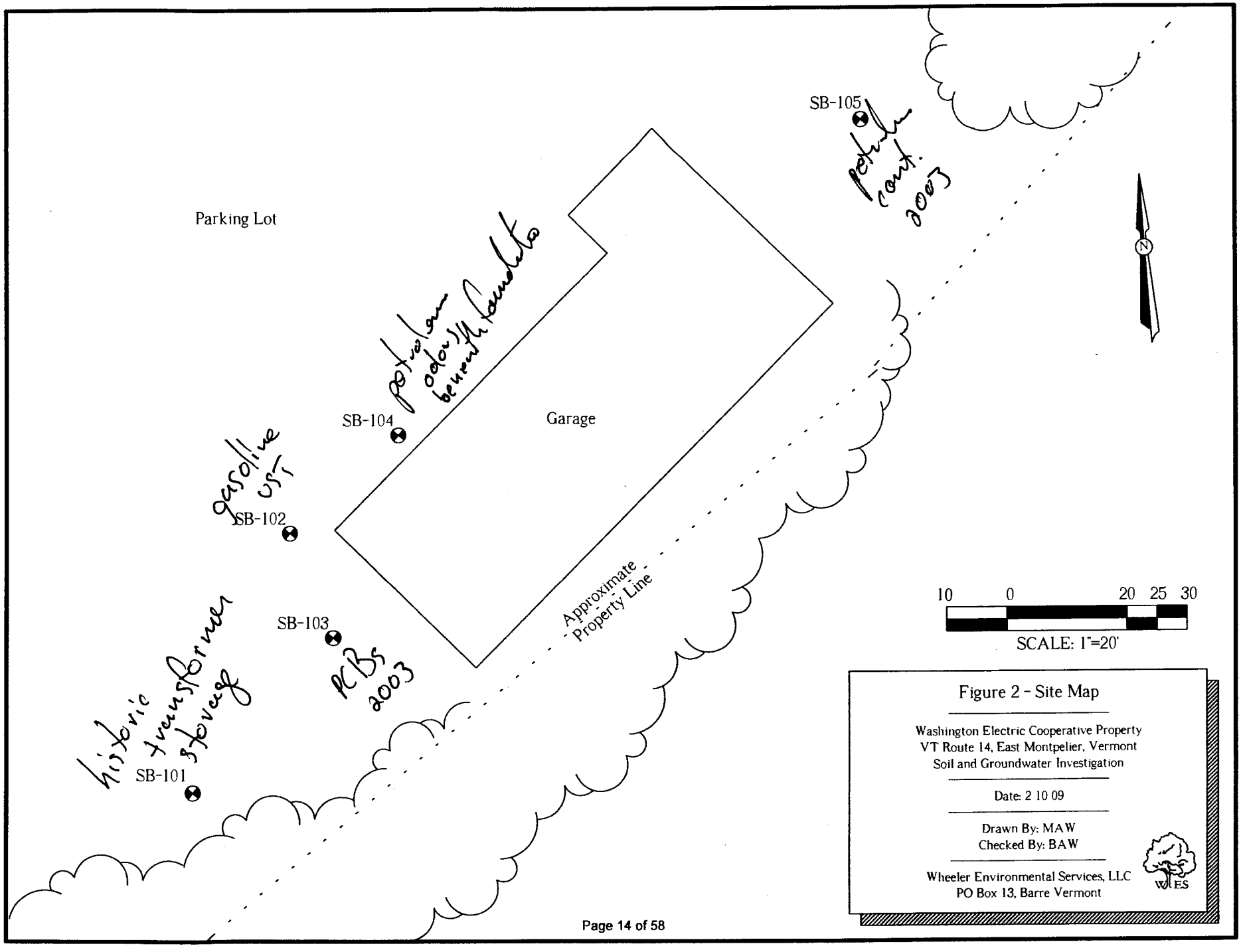

Figure 2 - Site Map

Washington Electric Cooperative Property
VT Route 14, East Montpelier, Vermont
Soil and Groundwater Investigation

Date: 2 10 09

Drawn By: MAW
Checked By: BAW

Wheeler Environmental Services, LLC
PO Box 13, Barre Vermont

WES

• Consulting Hydrogeologists
• Engineers
• Environmental Scientists

H N **Heindel and Noyes**
P.O. Box 64709 Burlington, Vermont 05406-4709
802-658-0820
Fax 802-860-1014

August 18, 2003

Mr. Michael Morissette
Hazardous Materials and Waste Coordinator
Vermont Agency of Transportation
133 State Street, Administration Bldg.
Montpelier, VT 05633-5001

Re: AOT East Montpelier

Dear Mike:

Enclosed please find the results of our investigation of the AOT/East Montpelier site. As requested, borings were advanced at the locations pre-selected by the AOT and approved during a field visit on July 22, 2003. Selected soil and ground water samples were acquired based upon visual, olfactory and PID measurements acquired during the testing program. Boring logs for the test locations are present in attachment 1 (pages 12 to 24).

Ground water samples were acquired from borings NB-1, NB-4, NB-11 and NB-13. Testing for PCBs, herbicides and pesticides by EPA Method SW 8081A showed no detection of substances at the limits identified in the laboratory sheets. These were generally 0.1 to 2 parts per billion (attachment 1-6).

In addition to the ground water samples, we also collected soil samples at five locations. The sample locations, SS-1 through SS-5, we acquired from test borings as summarized in the table below.

Soil Sample Test Location

Soil Sample	Boring
SS-1	NB-1
SS-2	NB-4
SS-3	NB-12
SS-4	NB-13
SS-5	NB-9

Soil samples were evaluated by EPA method 8082A. Only one sample location (SS-3) reported evidence of PCBs. At this location, we identified the PCB species as arochlor

1260 at a concentration of 1100 parts per billion. This test result is consistent with the reported storage area for transformers.

ADDITIONAL OBSERVATIONS

As noted above, only one test location (NB-3) produced any quantitated evidence of contamination (for PCBs). However, in the course of the investigation, visual, olfactory and PID signatures identified other locations on the site provided evidence of unquantitated contamination. These include location NB-9, where odor and PID signature were recorded; NB-1, NB-2, where a PID signature was recorded; and NB-11 which evidenced an odor signature.

These undifferentiated wastes signatures should be quantitated and identified so that earth moving activities can proceed in conformance state environmental regulations.

We recommend that the AOT authorize us to collect additional soil and ground water samples to identify what other types of contaminants may be onsite. If I can answer any additional questions, please feel free to call.

Best regards,

Jeffrey E. Noyes
Chief Hydrogeologist

JEN/js

Enclosures

S:\AOT_EastMontpelier\JEN_MorissetteL1.doc

Vermont Agency of Transportation
East Montpelier, Vermont

N
W E
S

Legend

⊕ Boring Location

100 0 100 200 Feet

Heindel and Noyes

• Hydrogeology • Ecology
• Environmental Engineering

CONSULTING SCIENTISTS AND ENGINEERS

Prepared by

INFORMATION VISUALIZATION SERVICES

August 18, 2003
M. Luman
c:\acd east montpelier\boring apr

12

Boring Number: NB-1

SOIL BORING LOG

SPECIALTY DRILLING & INVESTIGATION

P.O. BOX 64709
BURLINGTON, VERMONT
05406-4709
TEL: 802-658-0820
FAX: 802-860-1014

PROJECT NAME: AOT/EAST MONTPELIER

SDI PROJECT NUMBER: _____

PROJECT LOCATION: VT RT 14 NORTH, EAST MONTPELIER, VT

LATITUDE: _____ LONGITUDE: _____

SHEET 1 OF 1

Boring Location: See AOT Map

Date Started: 7/25/03 Rig Hours Meter Start: 2667.0 Time: 9:30 AM

Foreman: Chris Aldrich H&N Staff: Chris Aldrich and Ashley Lucht

Date Completed: 7/25/03 Rig Hours Meter End: 2667.6 Time: 10:00 AM

Sampling Method:
Split Spoon: ☐ Direct Push: ☒ Cuttings: ☐
Size: 24"
Hammer: 140 lb
Fall: 30"

No.	Rec. (ft)	Depth (ft)	Blows	Sample Description	Strata Change	PID
1	3.2	0-4		0-1.7' fill 1.7-3.2' medium-fine sand with pebbles, damp.		0.5
2	2.4	4-8		0-1.4' medium brown sand. 1.4-2.4' coarse sand, weathered bedrock, damp, odor.	Wet	5.9
3	1.9	8-9		0-.9' organic layer – peat – loosely packed, damp. .9-1.9' gravely till with staining, weathered bedrock, odor.	Wet	1.6 top .5
				Refusal @ 9.0'.		
				Collected soil and ground water for PCBs; also collected three 40 ml VOA vials, SS-1.		
				Native backfill with bentonite.		

WELL CONSTRUCTION DETAILS

PVC Screen: _____" diameter _____" slot _____' Sections Set from: _____' to _____'
PVC Riser: _____" diameter _____' sections Set from: _____' to _____ ' (_____' stick up)
Filter Sock: _____'
Sand Pack: _____' to _____' (_____ bags)
Bentonite seal: _____' to _____' (_____bags)
Grout Seal: _____' to _____' (_____ bags)
Well Finish: _____ flush; _____ Guard

13

Boring Number: NB-2

SOIL BORING LOG

SPECIALTY DRILLING & INVESTIGATION

P.O. BOX 64709
BURLINGTON, VERMONT
05406-4709
TEL: 802-658-0820
FAX: 802-860-1014

PROJECT NAME: AOT/EAST MONTPELIER

SDI PROJECT NUMBER: _____

PROJECT LOCATION: VT RT 14 NORTH, EAST MONTPELIER, VT

LATITUDE: _____ LONGITUDE: _____

SHEET 1 OF 1

Boring Location: See AOT Map

Date Started: 7/25/03 Rig Hours Meter Start: 2667.8 Time: 10:20 AM

Foreman: Chris Aldrich H&N Staff: Chris Aldrich and Ashley Lucht

Date Completed: 7/25/03 Rig Hours Meter End: 2668.0 Time: 10:30 AM

Sampling Method:
Split Spoon: ☐ Direct Push: ☒ Cuttings: ☐
Size: 24"
Hammer: 140 lb
Fall: 30"

No.	Rec. (ft)	Depth (ft)	Blows	Sample Description	Strata Change	PID
1	3.5	0-4		0-1.7' fill. 1.7-2.8' fine sandy silt with pebbles. 2.8-3.0' coarse sand. 3.0-3.5' loamy silt.		8.2
2	1.7	4-8		0-.8' coarse sand. .8-.9' dark black medium sand. .9-1.7' silt with pebbles.		0.1
				No visible contamination.		
				No odors.		
				Native backfill with bentonite.		

WELL CONSTRUCTION DETAILS

PVC Screen: _____" diameter _____" slot _____' Sections Set from: _____' to _____'
PVC Riser: _____" diameter _____' sections Set from: _____' to _____ ' (_____' stick up)
Filter Sock: _____'
Sand Pack: _____' to _____' (_____ bags)
Bentonite seal: _____' to _____' (_____bags)
Grout Seal: _____' to _____' (_____ bags)
Well Finish: _____ flush; _____ Guard

14

Boring Number: NB-3

SOIL BORING LOG

SPECIALTY DRILLING & INVESTIGATION

P.O. BOX 64709
BURLINGTON, VERMONT
05406-4709
TEL: 802-658-0820
FAX: 802-860-1014

PROJECT NAME: AOT/EAST MONTPELIER

SDI PROJECT NUMBER: _____

PROJECT LOCATION: VT RT 14 NORTH, EAST MONTPELIER, VT

LATITUDE: _____ LONGITUDE: _____

SHEET 1 OF 1

Boring Location: See AOT Map

Date Started: 7/25/03 Rig Hours Meter Start: 2668.9 Time: 11:40 AM

Foreman: Chris Aldrich H&N Staff: Chris Aldrich and Ashley Lucht

Date Completed: 7/25/03 Rig Hours Meter End: 2669.2 Time: 11:50 AM

Sampling Method:
Split Spoon: ☐ Direct Push: ☒ Cuttings: ☐
Size: 24"
Hammer: 140 lb
Fall: 30"

No.	Rec. (ft)	Depth (ft)	Blows	Sample Description	Strata Change	PID
1	2.8	0-4		0-1.7' fill with coarse sand. 1.7-2.8' coarse sand and gravel, organic layer in tip.	Dry Wet	.8
2	2.6	4-7		0-1.0' gravel. 1.0-1.5' weathered bedrock. 1.5-2.3' gravel with medium sand, iron stained, damp. 2.3-2.6' gray sandy till.	Wet Wet Wet	0.0
				No visual contamination.		
				No odors.		
				Native backfill with bentonite.		

WELL CONSTRUCTION DETAILS

PVC Screen: _____" diameter _____" slot _____' Sections Set from: _____' to _____'
PVC Riser: _____" diameter _____' sections Set from: _____' to _____ ' (_____' stick up)
Filter Sock: _____'
Sand Pack: _____' to _____' (_____ bags)
Bentonite seal: _____' to _____' (_____bags)
Grout Seal: _____' to _____' (_____ bags)
Well Finish: _____ flush; _____ Guard

15

Boring Number: NB-4

SOIL BORING LOG

SPECIALTY DRILLING & INVESTIGATION

P.O. BOX 64709
BURLINGTON, VERMONT
05406-4709
TEL: 802-658-0820
FAX: 802-860-1014

PROJECT NAME: AOT/EAST MONTPELIER

SDI PROJECT NUMBER: _____

PROJECT LOCATION: VT RT 14 NORTH, EAST MONTPELIER, VT

LATITUDE: _____ LONGITUDE: _____

SHEET 1 OF 1

Boring Location: See AOT Map

Date Started: 7/25/03 Rig Hours Meter Start: 2668.0 Time: 10:30 AM

Foreman: Chris Aldrich H&N Staff: Chris Aldrich and Ashley Lucht

Date Completed: 7/25/03 Rig Hours Meter End: 2668.4 Time: 10:45 AM

Sampling Method:
Split Spoon: ☐ Direct Push: ☒ Cuttings: ☐
Size: 24"
Hammer: 140 lb
Fall: 30"

No.	Rec. (ft)	Depth (ft)	Blows	Sample Description	Strata Change	PID
				0-1.5' fill.		
				1.5-2.2' loamy fine sand, iron stained.		0.2
				2.2-3.0' coarse sand.		
1	3.4	0-4		3.0-3.4' medium sand.		0.5
2	1.0	4-6.5		Coarse gravel.	Wet	0.0
				No visible contamination.		
				No odors.		
				Refusal @ 6.5'.		
				Native backfill with bentonite.		

WELL CONSTRUCTION DETAILS

PVC Screen: _____" diameter _____" slot _____' Sections Set from: _____' to _____'
PVC Riser: _____" diameter _____' sections Set from: _____' to _____ ' (_____' stick up)
Filter Sock: _____'
Sand Pack: _____' to _____' (_____ bags)
Bentonite seal: _____' to _____' (_____bags)
Grout Seal: _____' to _____' (_____ bags)
Well Finish: _____ flush; _____ Guard

Boring Number: NB-5

SOIL BORING LOG

SPECIALTY DRILLING & INVESTIGATION

P.O. BOX 64709
BURLINGTON, VERMONT
05406-4709
TEL: 802-658-0820
FAX: 802-860-1014

PROJECT NAME: AOT/EAST MONTPELIER

SDI PROJECT NUMBER: _____

PROJECT LOCATION: VT RT 14 NORTH, EAST MONTPELIER, VT

LATITUDE: _____ LONGITUDE: _____

SHEET 1 OF 1

Boring Location: See AOT Map

Date Started: 7/25/03 Rig Hours Meter Start: 2668.4 Time: 11:00 AM

Foreman: Chris Aldrich H&N Staff: Chris Aldrich and Ashley Lucht

Date Completed: 7/25/03 Rig Hours Meter End: 2668.7 Time: 11:15 AM

Sampling Method:
Split Spoon: ☐ Direct Push: ☒ Cuttings: ☐
Size: 24"
Hammer: 140 lb
Fall: 30"

No.	Rec. (ft)	Depth (ft)	Blows	Sample Description	Strata Change	PID
1	2.7	0-4		0-.6' fill, crushed stone. .6-2.7' fine sandy silt.	Dry	0.1
2	3.4	4-8		Clayey till, very dense.	Wet-bottom	0.1
				No visible contamination.		
				No odors.		
				Native backfill with bentonite.		

WELL CONSTRUCTION DETAILS

PVC Screen: _____" diameter _____" slot _____' Sections Set from: _____' to _____'
PVC Riser: _____" diameter _____' sections Set from: _____' to _____ ' (_____' stick up)
Filter Sock: _____'
Sand Pack: _____' to _____' (_____ bags)
Bentonite seal: _____' to _____' (_____bags)
Grout Seal: _____' to _____' (_____ bags)
Well Finish: _____ flush; _____ Guard

Boring Number: NB-6

17

SOIL BORING LOG

SPECIALTY DRILLING & INVESTIGATION

P.O. BOX 64709
BURLINGTON, VERMONT
05406-4709
TEL: 802-658-0820
FAX: 802-860-1014

PROJECT NAME: AOT/EAST MONTPELIER

SDI PROJECT NUMBER: _____

PROJECT LOCATION: VT RT 14 NORTH, EAST MONTPELIER, VT

LATITUDE: _____ LONGITUDE: _____

SHEET 1 OF 1

Boring Location: See AOT Map

Date Started: 7/25/03 Rig Hours Meter Start: 2667.6 Time: 10:05 AM

Foreman: Chris Aldrich H&N Staff: Chris Aldrich and Ashley Lucht

Date Completed: 7/25/03 Rig Hours Meter End: 2667.8 Time: 10:15 AM

Sampling Method:
Split Spoon: ☐ Direct Push: ☒ Cuttings: ☐
Size: 24"
Hammer: 140 lb
Fall: 30"

No.	Rec. (ft)	Depth (ft)	Blows	Sample Description	Strata Change	PID
1	3.4	0-4		0-1.3' fill. 1.3-2.5' fine sandy silt with pebbles, dry. 2.5-3.4' medium sand, wet.		0.4
2	2.2	4-8		0-.6' medium sand, wet. .6-1.2' organic layer, dry. 1.2-2.0' weathered bedrock, dry. 2.0-2.2' coarse gravel, stained soil, wet.		0.3 0.4
				No visible contamination.		
				No odors.		
				Native backfill with bentonite.		

WELL CONSTRUCTION DETAILS

PVC Screen: _____" diameter _____" slot _____' Sections Set from: _____' to _____'
PVC Riser: _____" diameter _____' sections Set from: _____' to _____ ' (_____' stick up)
Filter Sock: _____'
Sand Pack: _____' to _____' (_____ bags)
Bentonite seal: _____' to _____' (_____bags)
Grout Seal: _____' to _____' (_____ bags)
Well Finish: _____ flush; _____ Guard

15

Boring Number: NB-7

SOIL BORING LOG

SPECIALTY DRILLING & INVESTIGATION

P.O. BOX 64709
BURLINGTON, VERMONT
05406-4709
TEL: 802-658-0820
FAX: 802-860-1014

PROJECT NAME: AOT/EAST MONTPELIER

SDI PROJECT NUMBER: _____

PROJECT LOCATION: VT RT 14 NORTH, EAST MONTPELIER, VT

LATITUDE: _____ LONGITUDE: _____

SHEET 1 OF 1

Boring Location: See AOT Map

Date Started: 7/25/03 Rig Hours Meter Start: 2666.8 Time: 9:00 AM

Foreman: Chris Aldrich H&N Staff: Chris Aldrich and Ashley Lucht

Date Completed: 7/25/03 Rig Hours Meter End: 2667.0 Time: 9:10 AM

Sampling Method:
Split Spoon: ☐ Direct Push: ☒ Cuttings: ☐
Size: 24"
Hammer: 140 lb
Fall: 30"

No.	Rec. (ft)	Depth (ft)	Blows	Sample Description	Strata Change	PID
1	2.8	0-4		0-2.2' medium sand, brown. 2.2-2.8' fine sand/silt with pebbles.		0.4
2	.6	4-5.5		Fine sand/silty till.		0.5
				No visual contamination.		
				No odors.		
				Refusal @ 5.5'.		
				Native backfill with bentonite.		

WELL CONSTRUCTION DETAILS

PVC Screen: _____" diameter _____" slot _____' Sections Set from: _____' to _____'
PVC Riser: _____" diameter _____' sections Set from: _____' to _____ ' (_____' stick up)
Filter Sock: _____'
Sand Pack: _____' to _____' (_____ bags)
Bentonite seal: _____' to _____' (_____bags)
Grout Seal: _____' to _____' (_____ bags)
Well Finish: _____ flush; _____ Guard

Boring Number: NB-8

SOIL BORING LOG

SPECIALTY DRILLING & INVESTIGATION

P.O. BOX 64709
BURLINGTON, VERMONT
05406-4709
TEL: 802-658-0820
FAX: 802-860-1014

PROJECT NAME: AOT/EAST MONTPELIER

SDI PROJECT NUMBER: _____

PROJECT LOCATION: VT RT 14 NORTH, EAST MONTPELIER, VT

LATITUDE: _____ LONGITUDE: _____

SHEET 1 OF 1

Boring Location: See AOT Map

Date Started: 7/25/03 Rig Hours Meter Start: 2666.6 Time: 8:45 AM

Foreman: Chris Aldrich H&N Staff: Chris Aldrich and Ashley Lucht

Date Completed: 7/25/03 Rig Hours Meter End: 2666.8 Time: 9:00 AM

Sampling Method:
Split Spoon: ☐ Direct Push: ☒ Cuttings: ☐
Size: 24"
Hammer: 140 lb
Fall: 30"

No.	Rec. (ft)	Depth (ft)	Blows	Sample Description	Strata Change	PID
1	3.3	0-4		0-.8' fill, asphalt. .8-2.1' fine sand with pebbles. 2.1-3.3' silty loam with pebbles.	Dry Damp	0.5
2	2.5	4-8		Fine sand/silty till.	Damp Wet	0.4
				No visual contamination.		
				No odors.		
				Native backfill with bentonite.		

WELL CONSTRUCTION DETAILS

PVC Screen: _____" diameter _____" slot _____' Sections Set from: _____' to _____'
PVC Riser: _____" diameter _____' sections Set from: _____' to _____ ' (_____' stick up)
Filter Sock: _____'
Sand Pack: _____' to _____' (_____ bags)
Bentonite seal: _____' to _____' (_____bags)
Grout Seal: _____' to _____' (_____ bags)
Well Finish: _____ flush; _____ Guard

Boring Number: NB-9

SOIL BORING LOG

SPECIALTY DRILLING & INVESTIGATION

P.O. BOX 64709
BURLINGTON, VERMONT
05406-4709
TEL: 802-658-0820
FAX: 802-860-1014

PROJECT NAME: AOT/EAST MONTPELIER

SDI PROJECT NUMBER: _____

PROJECT LOCATION: VT RT 14 NORTH, EAST MONTPELIER, VT

LATITUDE: _____ LONGITUDE: _____

SHEET 1 OF 1

Boring Location: See AOT Map

Date Started: 7/25/03 Rig Hours Meter Start: 2666.4 Time: 8:30 AM

Foreman: Chris Aldrich H&N Staff: Chris Aldrich and Ashley Lucht

Date Completed: 7/25/03 Rig Hours Meter End: 2666.5 Time: 8:45 AM

Sampling Method:
Split Spoon: ☐ Direct Push: ☒ Cuttings: ☐
Size: 24"
Hammer: 140 lb
Fall: 30"

No.	Rec. (ft)	Depth (ft)	Blows	Sample Description	Strata Change	PID
1	3.4	0-4		0-.7' fill, asphalt. .7-2.4' medium sand with silt layers and pebbles, slight odor; 2.4' – layer of weathered rock.; 2.4-3.4' clayey silt, till.		1.9
2	3.4	4-8		0-1.2' silty till – damp. 1.2-3.4' fine sand/silty till.	Wet	0.8
				No visual contamination.		
				No odors.		
				Native backfill with bentonite.		

WELL CONSTRUCTION DETAILS

PVC Screen: _____" diameter _____" slot _____' Sections Set from: _____' to _____'
PVC Riser: _____" diameter _____' sections Set from: _____' to _____ ' (_____' stick up)
Filter Sock: _____'
Sand Pack: _____' to _____' (_____ bags)
Bentonite seal: _____' to _____' (_____bags)
Grout Seal: _____' to _____' (_____ bags)
Well Finish: _____ flush; _____ Guard

S:\AOT_EASTMONTPELIER\LOG_7-25-03.DOC

Boring Number: NB-10

SOIL BORING LOG

SPECIALTY DRILLING & INVESTIGATION

P.O. BOX 64709
BURLINGTON, VERMONT
05406-4709
TEL: 802-658-0820
FAX: 802-860-1014

PROJECT NAME: AOT/EAST MONTPELIER

SDI PROJECT NUMBER: _____

PROJECT LOCATION: VT RT 14 NORTH, EAST MONTPELIER, VT

LATITUDE: _____ LONGITUDE: _____

SHEET 1 OF 1

Boring Location: See AOT Map

Date Started: 7/25/03 Rig Hours Meter Start: 2666.0 Time: 8:00 AM

Foreman: Chris Aldrich H&N Staff: Chris Aldrich and Ashley Lucht

Date Completed: 7/25/03 Rig Hours Meter End: 2666.4 Time: 8:30 AM

Sampling Method:
Split Spoon: ☐ Direct Push: ☒ Cuttings: ☐
Size: 24"
Hammer: 140 lb
Fall: 30"

No.	Rec. (ft)	Depth (ft)	Blows	Sample Description	Strata Change	PID
1	3.3	0-4		0-.7' topsoil; .7-.8' old asphalt (?); .8-3.3' fine sandy loam with pebbles.	Damp	0.5
2	2.3	4-7.5		Refusal @ 7.5'; clayey silt → till at tip.	Damp	0.5
				No visual contamination.		
				No odors.		
				Native backfill with bentonite.		

WELL CONSTRUCTION DETAILS

PVC Screen: _____" diameter _____" slot _____' Sections Set from: _____' to _____'
PVC Riser: _____" diameter _____' sections Set from: _____' to _____ ' (_____' stick up)
Filter Sock: _____'
Sand Pack: _____' to _____' (_____ bags)
Bentonite seal: _____' to _____' (_____bags)
Grout Seal: _____' to _____' (_____ bags)
Well Finish: _____ flush; _____ Guard

22

Boring Number: NB-11

SOIL BORING LOG

SPECIALTY DRILLING & INVESTIGATION

P.O. BOX 64709
BURLINGTON, VERMONT
05406-4709
TEL: 802-658-0820
FAX: 802-860-1014

PROJECT NAME: AOT/EAST MONTPELIER

SDI PROJECT NUMBER: _____

PROJECT LOCATION: VT RT 14 NORTH, EAST MONTPELIER, VT

LATITUDE: _____ LONGITUDE: _____

SHEET 1 OF 1

Boring Location: In grass adjacent to US Rt 2

Date Started: 7/25/03 Rig Hours Meter Start: Time:

Foreman: Chris Aldrich H&N Staff: Chris Aldrich and Ashley Lucht

Date Completed: 7/25/03 Rig Hours Meter End: Time:

Sampling Method:
Split Spoon: ☐ Direct Push: ☐ Cuttings: ☐
Size: 24"
Hammer: 140 lb By hand auger
Fall: 30"

No.	Rec. (ft)	Depth (ft)	Blows	Sample Description	Strata Change	PID
1	-	0-2	Hand	Clayey silts with fractured rock, fine sand lenses.		0.1
2	-	2-4	Hand	Clayey silts, gray bio odor, wet at bottom.		0.2
3	-	4-6	Hand	Gray fine sandy silts.		0.1
		6'		Organic horizon bio odor. (naturally occurring)		0.4
				End of boring.		
				Water sample collected via temporary 1" diameter PVC monitor well on 7/2/7/03.		

WELL CONSTRUCTION DETAILS

PVC Screen: _____" diameter _____" slot _____' Sections Set from: _____' to _____'
PVC Riser: _____" diameter _____' sections Set from: _____' to _____ ' (_____' stick up)
Filter Sock: _____'
Sand Pack: _____' to _____' (_____ bags)
Bentonite seal: _____' to _____' (_____bags)
Grout Seal: _____' to _____' (_____ bags)
Well Finish: _____ flush; _____ Guard

S:\AOT_EASTMONTPELIER\LOG_7-25-03.DOC

23

Boring Number: NB-12

SOIL BORING LOG

SPECIALTY DRILLING & INVESTIGATION

P.O. BOX 64709
BURLINGTON, VERMONT
05406-4709
TEL: 802-658-0820
FAX: 802-860-1014

PROJECT NAME: AOT/EAST MONTPELIER

SDI PROJECT NUMBER: _____

PROJECT LOCATION: VT RT 14 NORTH, EAST MONTPELIER, VT

LATITUDE: _____ LONGITUDE: _____

SHEET 1 OF 1

Boring Location: See AOT Map

Date Started: 7/25/03 Rig Hours Meter Start: 2668.7 Time: 11:15 AM

Foreman: Chris Aldrich H&N Staff: Chris Aldrich and Ashley Lucht

Date Completed: 7/25/03 Rig Hours Meter End: 2668.9 Time: 11:30 AM

Sampling Method:
Split Spoon: ☐ Direct Push: ☒ Cuttings: ☐
Size: 24"
Hammer: 140 lb
Fall: 30"

No.	Rec. (ft)	Depth (ft)	Blows	Sample Description	Strata Change	PID
1	2.7	0-4		0-.7' gravel and coarse sand. .7-2.7' gray clayey till.	Wet Dry	
2	2.2	4-6		Dense gray till.	Dry	
				Dense clayey till 3.5-6', stopped at 6'.		
				SS-3 from 0-2'.		

WELL CONSTRUCTION DETAILS

PVC Screen: _____" diameter _____" slot _____' Sections Set from: _____' to _____'
PVC Riser: _____" diameter _____' sections Set from: _____' to _____ ' (_____' stick up)
Filter Sock: _____'
Sand Pack: _____' to _____' (_____ bags)
Bentonite seal: _____' to _____' (_____bags)
Grout Seal: _____' to _____' (_____ bags)
Well Finish: _____ flush; _____ Guard

Boring Number: NB-13

SOIL BORING LOG

SPECIALTY DRILLING & INVESTIGATION

P.O. BOX 64709
BURLINGTON, VERMONT
05406-4709
TEL: 802-658-0820
FAX: 802-860-1014

PROJECT NAME: AOT/EAST MONTPELIER

SDI PROJECT NUMBER: _____

PROJECT LOCATION: VT RT 14 NORTH, EAST MONTPELIER, VT

LATITUDE: _____ LONGITUDE: _____

SHEET 1 OF 1

Boring Location: See AOT Map

Date Started: 7/25/03 Rig Hours Meter Start: 2669.2 Time: 11:50 AM

Foreman: Chris Aldrich H&N Staff: Chris Aldrich and Ashley Lucht

Date Completed: 7/25/03 Rig Hours Meter End: 2669.5 Time: 12:10 PM

Sampling Method:
Split Spoon: ☐ Direct Push: ☒ Cuttings: ☐
Size: 24"
Hammer: 140 lb
Fall: 30"

No.	Rec. (ft)	Depth (ft)	Blows	Sample Description	Strata Change	PID
1	3.0	0-4		0-1.9' fill – gravel – coarse sand. 1.9-3.0' stained, odor, medium sand with weathered bedrock.		0.7
2	2.3	4-7.5		0-1.7' medium sand, gravel, weathered bedrock. 1.7-2.3' till.	Wet Dry	0.5
				Visual and odor of contamination observed.		
				SS-4 0-4		
				Native backfill with bentonite.		

WELL CONSTRUCTION DETAILS

PVC Screen: _____" diameter _____" slot _____' Sections Set from: _____' to _____'
PVC Riser: _____" diameter _____' sections Set from: _____' to _____ ' (_____' stick up)
Filter Sock: _____'
Sand Pack: _____' to _____' (_____ bags)
Bentonite seal: _____' to _____' (_____bags)
Grout Seal: _____' to _____' (_____ bags)
Well Finish: _____ flush; _____ Guard

APPENDIX C

Weston&Sampson®	PROJECT **Washington Elec. Coop.** **East Montpelier, Vermont**	**SB-101** SHEET: 1 of 1 Project No.: 2120148 CHKD BY: Kevin McAleer

BORING Co.:	ENPRO	LOCATION:	See Site Plan	DATE START:	9/6/12
FOREMAN:	Bill Briggs	GROUND ELEV.:	NA	DATE END:	9/6/12
WSE SCIENTIST:	Kevin McAleer	PVC ELEV.:	NA		
METHOD:	Geoprobe Direct Push	WELL DEPTH:	NA	DEPTH TO WATER:	None Detected
MATERIALS:	4' Macro Core	BORING DEPTH:	4'	DEPTH TO NAPL:	None Detected
WELL MATERIALS:	NA	SCREEN INTERVAL:	NA		
GUARD:	NA	RISER INTERVAL:	NA		
CAP:	NA	SUMP INTERVAL:	NA		

DEPTH (feet)	SAMPLE No.	PEN/REC (in)	DEPTH (ft)	BLOWS/6"	PID/(ppmv)	SAMPLE DESCRIPTION Burmister Classification	STRATUM PROFILE
0 4'	SI	48" / 40"	0-4'	--	<1	0-10" Fine-medium SAND, brown dry FILL 10-40" Dark gray dry CLAY	FILL

LEGEND: SAND FILTER; CEMENT GROUT; NATIVE BACKFILL; BENTONITE SEAL; WELL SCREEN; RISER PIPE; WATER LEVEL; NA NOT APPLICABLE; REFUSAL

GRANULAR SOILS		COHESIVE SOILS		PROPORTIONS		REMARKS:
BLOWS/FT	DENSITY	BLOWS/FT	DENSITY			
0-4	V. LOOSE	0-2	V. SOFT	TRACE	0-10%	PCB Samples: 0-0.5'
4-10	LOOSE	2-4	SOFT	LITTLE	10-20%	0.5-2'
10-30	M. DENSE	4-8	M. STIFF	SOME	20-35%	2-4'
30-50	DENSE	8-15	STIFF	AND	35-50%	
> 50	V. DENSE	15-30	V. STIFF			
		> 30	HARD			

NOTES:
1) STRATIFICATION LINES REPRESENT APPROXIMATE BOUNDARY BETWEEN SOIL TYPES. TRANSITIONS MAY BE GRADUAL.
2) WATER LEVEL READINGS HAVE BEEN MADE IN THE DRILL HOLES AT TIMES AND CONDITIONS STATED ON THIS BORING LOG.
3) DRILLING METHOD DID NOT INCORPORATE BLOW COUNTS THEREFORE THE SOIL DENSITY DESCRIPTIONS ARE BASED ON FIELD OBSERVATIONS.
4) FIELD SCREENING USING PID CALIBRATED TO A 100 PPMV ISOBUTYLENE STANDARD.

Weston&Sampson®

PROJECT
Washington Elec. Coop.
East Montpelier, Vermont

SB-102
SHEET: 1 of 1
Project No.: 2120148
CHKD BY: Kevin McAleer

BORING Co.:	ENPRO	LOCATION:	See Site Plan	DATE START:	9/6/12
FOREMAN:	Bill Briggs	GROUND ELEV.:	NA	DATE END:	9/6/12
WSE SCIENTIST:	Kevin McAleer	PVC ELEV.:	NA		
METHOD:	Geoprobe Direct Push	WELL DEPTH:	NA	DEPTH TO WATER:	None Detected
MATERIALS:	4' Macro Core	BORING DEPTH:	4'	DEPTH TO NAPL:	None Detected
WELL MATERIALS:	NA	SCREEN INTERVAL:	NA		
GUARD:	NA	RISER INTERVAL:	NA		
CAP:	NA	SUMP INTERVAL:	NA		

DEPTH (feet)	SAMPLE No.	PEN/REC (in)	DEPTH (ft)	BLOWS/6"	PID/(ppmv)	SAMPLE DESCRIPTION Burmister Classification	STRATUM PROFILE
0 4'	SI	48" / 40"	0-4'	--	<1	0-14" fine-medium SAND, brown dry top 6" reworked, FILL 14-40" dry CLAY	FILL

LEGEND: SAND FILTER; CEMENT GROUT; NATIVE BACKFILL; BENTONITE SEAL; WELL SCREEN; RISER PIPE; WATER LEVEL; NA NOT APPLICABLE; REFUSAL

GRANULAR SOILS BLOWS/FT	GRANULAR SOILS DENSITY	COHESIVE SOILS BLOWS/FT	COHESIVE SOILS DENSITY	PROPORTIONS		REMARKS:
0-4	V. LOOSE	0-2	V. SOFT	TRACE	0-10%	PCB Samples: 0-0.5'
4-10	LOOSE	2-4	SOFT	LITTLE	10-20%	0.5-2'
10-30	M. DENSE	4-8	M. STIFF	SOME	20-35%	2-4'
30-50	DENSE	8-15	STIFF	AND	35-50%	
> 50	V. DENSE	15-30	V. STIFF			
		> 30	HARD			

NOTES:
1) STRATIFICATION LINES REPRESENT APPROXIMATE BOUNDARY BETWEEN SOIL TYPES. TRANSITIONS MAY BE GRADUAL.
2) WATER LEVEL READINGS HAVE BEEN MADE IN THE DRILL HOLES AT TIMES AND CONDITIONS STATED ON THIS BORING LOG.
3) DRILLING METHOD DID NOT INCORPORATE BLOW COUNTS THEREFORE THE SOIL DENSITY DESCRIPTIONS ARE BASED ON FIELD OBSERVATIONS.
4) FIELD SCREENING USING PID CALIBRATED TO A 100 PPMV ISOBUTYLENE STANDARD.

Weston&Sampson®

PROJECT
Washington Elec. Coop.
East Montpelier, Vermont

SB-103
SHEET: 1 of 1
Project No.: 2120148
CHKD BY: Kevin McAleer

BORING Co.:	ENPRO	LOCATION:	See Site Plan	DATE START:	9/6/12
FOREMAN:	Bill Briggs	GROUND ELEV.:	NA	DATE END:	9/6/12
WSE SCIENTIST:	Kevin McAleer	PVC ELEV.:	NA		
METHOD:	Geoprobe Direct Push	WELL DEPTH:	NA	DEPTH TO WATER:	None Detected
MATERIALS:	4' Macro Core	BORING DEPTH:	4'	DEPTH TO NAPL:	None Detected
WELL MATERIALS:	NA	SCREEN INTERVAL:	NA		
GUARD:	NA	RISER INTERVAL:	NA		
CAP:	NA	SUMP INTERVAL:	NA		

DEPTH (feet)	SAMPLE No.	PEN/REC (in)	DEPTH (ft)	BLOWS/6"	PID/(ppmv)	SAMPLE DESCRIPTION Burmister Classification	STRATUM PROFILE
0 – 4'	SI	48" / 41"	0-4'	--	<1	0-41" interbedded fine - medium SAND and SILT	

LEGEND: SAND FILTER; CEMENT GROUT; NATIVE BACKFILL; BENTONITE SEAL; WELL SCREEN; RISER PIPE; WATER LEVEL; NA NOT APPLICABLE; REFUSAL

GRANULAR SOILS BLOWS/FT	GRANULAR SOILS DENSITY	COHESIVE SOILS BLOWS/FT	COHESIVE SOILS DENSITY	PROPORTIONS		REMARKS:
0-4	V. LOOSE	0-2	V. SOFT	TRACE	0-10%	PCB Samples: 0-0.5'
4-10	LOOSE	2-4	SOFT	LITTLE	10-20%	0.5-2'
10-30	M. DENSE	4-8	M. STIFF	SOME	20-35%	2-4'
30-50	DENSE	8-15	STIFF	AND	35-50%	
> 50	V. DENSE	15-30	V. STIFF			
		> 30	HARD			

NOTES:
1) STRATIFICATION LINES REPRESENT APPROXIMATE BOUNDARY BETWEEN SOIL TYPES. TRANSITIONS MAY BE GRADUAL.
2) WATER LEVEL READINGS HAVE BEEN MADE IN THE DRILL HOLES AT TIMES AND CONDITIONS STATED ON THIS BORING LOG.
3) DRILLING METHOD DID NOT INCORPORATE BLOW COUNTS THEREFORE THE SOIL DENSITY DESCRIPTIONS ARE BASED ON FIELD OBSERVATIONS.
4) FIELD SCREENING USING PID CALIBRATED TO A 100 PPMV ISOBUTYLENE STANDARD.

Weston&Sampson®

PROJECT
Washington Elec. Coop.
East Montpelier, Vermont

SB-104
SHEET: 1 of 1
Project No.: 2120148
CHKD BY: Kevin McAleer

BORING Co.:	ENPRO	LOCATION:	See Site Plan	DATE START:	9/6/12
FOREMAN:	Bill Briggs	GROUND ELEV.:	NA	DATE END:	9/6/12
WSE SCIENTIST:	Kevin McAleer	PVC ELEV.:	NA		
METHOD:	Geoprobe Direct Push	WELL DEPTH:	NA	DEPTH TO WATER:	None Detected
MATERIALS:	4' Macro Core	BORING DEPTH:	4'	DEPTH TO NAPL:	None Detected
WELL MATERIALS:	NA	SCREEN INTERVAL:	NA		
GUARD:	NA	RISER INTERVAL:	NA		
CAP:	NA	SUMP INTERVAL:	NA		

DEPTH (feet)	SAMPLE No.	PEN/REC (in)	DEPTH (ft)	BLOWS/6"	PID/(ppmv)	SAMPLE DESCRIPTION Burmister Classification	STRATUM PROFILE
0 – 4'	SI	48" / 42"	0-4'	--	<1	0-42" interbedded fine-medium SAND, moist	

LEGEND: SAND FILTER; CEMENT GROUT; NATIVE BACKFILL; BENTONITE SEAL; WELL SCREEN; RISER PIPE; WATER LEVEL; NA NOT APPLICABLE; REFUSAL

GRANULAR SOILS BLOWS/FT	GRANULAR SOILS DENSITY	COHESIVE SOILS BLOWS/FT	COHESIVE SOILS DENSITY	PROPORTIONS	
0-4	V. LOOSE	0-2	V. SOFT	TRACE	0-10%
4-10	LOOSE	2-4	SOFT	LITTLE	10-20%
10-30	M. DENSE	4-8	M. STIFF	SOME	20-35%
30-50	DENSE	8-15	STIFF	AND	35-50%
> 50	V. DENSE	15-30	V. STIFF		
		> 30	HARD		

REMARKS:
SB-104D duplicate of 2-4 sample

PCB Samples: 0-0.5'
0.5-2'
2-4'

NOTES:
1) STRATIFICATION LINES REPRESENT APPROXIMATE BOUNDARY BETWEEN SOIL TYPES. TRANSITIONS MAY BE GRADUAL.
2) WATER LEVEL READINGS HAVE BEEN MADE IN THE DRILL HOLES AT TIMES AND CONDITIONS STATED ON THIS BORING LOG.
3) DRILLING METHOD DID NOT INCORPORATE BLOW COUNTS THEREFORE THE SOIL DENSITY DESCRIPTIONS ARE BASED ON FIELD OBSERVATIONS.
4) FIELD SCREENING USING PID CALIBRATED TO A 100 PPMV ISOBUTYLENE STANDARD.

Weston&Sampson®

PROJECT
Washington Elec. Coop.
East Montpelier, Vermont

SB-105
SHEET: 1 of 1
Project No.: 2120148
CHKD BY: Kevin McAleer

BORING Co.:	ENPRO	LOCATION:	See Site Plan	DATE START:	9/6/12
FOREMAN:	Bill Briggs	GROUND ELEV.:	NA	DATE END:	9/6/12
WSE SCIENTIST:	Kevin McAleer	PVC ELEV.:	NA		
METHOD:	Geoprobe Direct Push	WELL DEPTH:	NA	DEPTH TO WATER:	None Detected
MATERIALS:	4' Macro Core	BORING DEPTH:	4'	DEPTH TO NAPL:	None Detected
WELL MATERIALS:	NA	SCREEN INTERVAL:	NA		
GUARD:	NA	RISER INTERVAL:	NA		
CAP:	NA	SUMP INTERVAL:	NA		

DEPTH (feet)	SAMPLE No.	PEN/REC (in)	DEPTH (ft)	BLOWS/6"	PID/(ppmv)	SAMPLE DESCRIPTION Burmister Classification	STRATUM PROFILE
0					<5	0-20" fine - medium SAND	
	SI	48" / 44"	0-4'	--			
4'					1,000	20-44" dark grey dry CLAY, moderate gasoline odor	
4'					10	0-48" CLAY	
	S2	48" / 48"	4-8'	--			
8'					5	0" clay	
8'							
	S3	48" / 36"	8-12'	--	5	0-36" CLAY, wet at 9', homogenous, hard.	
12'							

LEGEND
- SAND FILTER
- CEMENT GROUT
- NATIVE BACKFILL
- BENTONITE SEAL
- WELL SCREEN
- RISER PIPE
- WATER LEVEL
- NA NOT APPLICABLE
- REFUSAL

GRANULAR SOILS BLOWS/FT	DENSITY	COHESIVE SOILS BLOWS/FT	DENSITY	PROPORTIONS	
0-4	V. LOOSE	0-2	V. SOFT	TRACE	0-10%
4-10	LOOSE	2-4	SOFT	LITTLE	10-20%
10-30	M. DENSE	4-8	M. STIFF	SOME	20-35%
30-50	DENSE	8-15	STIFF	AND	35-50%
> 50	V. DENSE	15-30	V. STIFF		
		> 30	HARD		

REMARKS:
SB-105D from SB105 (0-5.2') insufficient soil for additional samples
PCB Samples: 0-0.5'
0.5-2'
2-4'

NOTES:
1) STRATIFICATION LINES REPRESENT APPROXIMATE BOUNDARY BETWEEN SOIL TYPES. TRANSITIONS MAY BE GRADUAL.
2) WATER LEVEL READINGS HAVE BEEN MADE IN THE DRILL HOLES AT TIMES AND CONDITIONS STATED ON THIS BORING LOG.
3) DRILLING METHOD DID NOT INCORPORATE BLOW COUNTS THEREFORE THE SOIL DENSITY DESCRIPTIONS ARE BASED ON FIELD OBSERVATIONS.
4) FIELD SCREENING USING PID CALIBRATED TO A 100 PPMV ISOBUTYLENE STANDARD.

Weston&Sampson®

PROJECT
Washington Elec. Coop.
East Montpelier, Vermont

SB-106
SHEET: 1 of 1
Project No.: 2120148
CHKD BY: Kevin McAleer

BORING Co.:	ENPRO	LOCATION:	See Site Plan	DATE START:	9/6/12
FOREMAN:	Bill Briggs	GROUND ELEV.:	NA	DATE END:	9/6/12
WSE SCIENTIST:	Kevin McAleer	PVC ELEV.:	NA		
METHOD:	Geoprobe Direct Push	WELL DEPTH:	NA	DEPTH TO WATER:	None Detected
MATERIALS:	4' Macro Core	BORING DEPTH:		DEPTH TO NAPL:	None Detected
WELL MATERIALS:	NA	SCREEN INTERVAL:	NA		
GUARD:	NA	RISER INTERVAL:	NA		
CAP:	NA	SUMP INTERVAL:	NA		

DEPTH (feet)	SAMPLE No.	PEN/REC (in)	DEPTH (ft)	BLOWS/6"	PID/(ppmv)	SAMPLE DESCRIPTION Burmister Classification	STRATUM PROFILE
0 4'	SI	48" / 40"	0-4'	--	<1	0-40" Interbedded fine - medium SAND and CLAY	
4' 8'	S2	48" / 40"	4-8"	--	<1	Advance boring to 8' down gradient of SB-105 0-40" dark CLAY throughout, wet 0-6' (perched) dry at bottom no odors or visual signs of impacts	

LEGEND
- SAND FILTER
- CEMENT GROUT
- NATIVE BACKFILL
- BENTONITE SEAL
- WELL SCREEN
- RISER PIPE
- WATER LEVEL
- NA NOT APPLICABLE
- REFUSAL

GRANULAR SOILS BLOWS/FT	GRANULAR SOILS DENSITY	COHESIVE SOILS BLOWS/FT	COHESIVE SOILS DENSITY	PROPORTIONS		REMARKS:
0-4	V. LOOSE	0-2	V. SOFT	TRACE	0-10%	PCB Samples: 0-0.5'
4-10	LOOSE	2-4	SOFT	LITTLE	10-20%	0.5-2'
10-30	M. DENSE	4-8	M. STIFF	SOME	20-35%	2.4'
30-50	DENSE	8-15	STIFF	AND	35-50%	
> 50	V. DENSE	15-30	V. STIFF			
		> 30	HARD			

NOTES:
1) STRATIFICATION LINES REPRESENT APPROXIMATE BOUNDARY BETWEEN SOIL TYPES. TRANSITIONS MAY BE GRADUAL.
2) WATER LEVEL READINGS HAVE BEEN MADE IN THE DRILL HOLES AT TIMES AND CONDITIONS STATED ON THIS BORING LOG.
3) DRILLING METHOD DID NOT INCORPORATE BLOW COUNTS THEREFORE THE SOIL DENSITY DESCRIPTIONS ARE BASED ON FIELD OBSERVATIONS.
4) FIELD SCREENING USING PID CALIBRATED TO A 100 PPMV ISOBUTYLENE STANDARD.

Weston&Sampson®

PROJECT
Washington Elec. Coop.
East Montpelier, Vermont

SB-107
SHEET: 1 of 1
Project No.: 2120148
CHKD BY: Kevin McAleer

BORING Co.:	ENPRO	LOCATION:	See Site Plan	DATE START:	9/6/12
FOREMAN:	Bill Briggs	GROUND ELEV.:	NA	DATE END:	9/6/12
WSE SCIENTIST:	Kevin McAleer	PVC ELEV.:	NA		
METHOD:	Geoprobe Direct Push	WELL DEPTH:	NA	DEPTH TO WATER:	None Detected
MATERIALS:	4' Macro Core	BORING DEPTH:		DEPTH TO NAPL:	None Detected
WELL MATERIALS:	NA	SCREEN INTERVAL:	NA		
GUARD:	NA	RISER INTERVAL:	NA		
CAP:	NA	SUMP INTERVAL:	NA		

DEPTH (feet)	SAMPLE No.	PEN/REC (in)	DEPTH (ft)	BLOWS/6"	PID/(ppmv)	SAMPLE DESCRIPTION Burmister Classification	STRATUM PROFILE
0 4'	SI	48" / 46"	0-4'	--	<1	Interbedded fine-medium SAND, brown, moist to dry.	

LEGEND: SAND FILTER; CEMENT GROUT; NATIVE BACKFILL; BENTONITE SEAL; WELL SCREEN; RISER PIPE; WATER LEVEL; NA NOT APPLICABLE; REFUSAL

GRANULAR SOILS BLOWS/FT	GRANULAR SOILS DENSITY	COHESIVE SOILS BLOWS/FT	COHESIVE SOILS DENSITY	PROPORTIONS		REMARKS:
0-4	V. LOOSE	0-2	V. SOFT	TRACE	0-10%	PCB Samples: 0-0.5'
4-10	LOOSE	2-4	SOFT	LITTLE	10-20%	0.5-2'
10-30	M. DENSE	4-8	M. STIFF	SOME	20-35%	2.4'
30-50	DENSE	8-15	STIFF	AND	35-50%	
> 50	V. DENSE	15-30	V. STIFF			
		> 30	HARD			

NOTES:
1) STRATIFICATION LINES REPRESENT APPROXIMATE BOUNDARY BETWEEN SOIL TYPES. TRANSITIONS MAY BE GRADUAL.
2) WATER LEVEL READINGS HAVE BEEN MADE IN THE DRILL HOLES AT TIMES AND CONDITIONS STATED ON THIS BORING LOG.
3) DRILLING METHOD DID NOT INCORPORATE BLOW COUNTS THEREFORE THE SOIL DENSITY DESCRIPTIONS ARE BASED ON FIELD OBSERVATIONS.
4) FIELD SCREENING USING PID CALIBRATED TO A 100 PPMV ISOBUTYLENE STANDARD.

Weston&Sampson®

PROJECT
Washington Elec. Coop.
East Montpelier, Vermont

SB-108
SHEET: 1 of 1
Project No.: 2120148
CHKD BY: Kevin McAleer

BORING Co.:	ENPRO	LOCATION:	See Site Plan	DATE START:	9/6/12
FOREMAN:	Bill Briggs	GROUND ELEV.:	NA	DATE END:	9/6/12
WSE SCIENTIST:	Kevin McAleer	PVC ELEV.:	NA		
METHOD:	Geoprobe Direct Push	WELL DEPTH:	NA	DEPTH TO WATER:	None Detected
MATERIALS:	4' Macro Core	BORING DEPTH:		DEPTH TO NAPL:	None Detected
WELL MATERIALS:	NA	SCREEN INTERVAL:	NA		
GUARD:	NA	RISER INTERVAL:	NA		
CAP:	NA	SUMP INTERVAL:	NA		

DEPTH (feet)	SAMPLE No.	PEN/REC (in)	DEPTH (ft)	BLOWS/6"	PID/(ppmv)	SAMPLE DESCRIPTION Burmister Classification	STRATUM PROFILE
0	SI	48" / 48"	0-4'	--		0-12" fine-medium SAND, brown 12-48" gray dry CLAY	
4'							

LEGEND: SAND FILTER; CEMENT GROUT; NATIVE BACKFILL; BENTONITE SEAL; WELL SCREEN; RISER PIPE; WATER LEVEL; NA NOT APPLICABLE; REFUSAL

GRANULAR SOILS BLOWS/FT	GRANULAR SOILS DENSITY	COHESIVE SOILS BLOWS/FT	COHESIVE SOILS DENSITY	PROPORTIONS		REMARKS:
0-4	V. LOOSE	0-2	V. SOFT	TRACE	0-10%	PCB Samples: 0-0.5'
4-10	LOOSE	2-4	SOFT	LITTLE	10-20%	0.5-2'
10-30	M. DENSE	4-8	M. STIFF	SOME	20-35%	2-4'
30-50	DENSE	8-15	STIFF	AND	35-50%	
> 50	V. DENSE	15-30	V. STIFF			
		> 30	HARD			

NOTES:
1) STRATIFICATION LINES REPRESENT APPROXIMATE BOUNDARY BETWEEN SOIL TYPES. TRANSITIONS MAY BE GRADUAL.
2) WATER LEVEL READINGS HAVE BEEN MADE IN THE DRILL HOLES AT TIMES AND CONDITIONS STATED ON THIS BORING LOG.
3) DRILLING METHOD DID NOT INCORPORATE BLOW COUNTS THEREFORE THE SOIL DENSITY DESCRIPTIONS ARE BASED ON FIELD OBSERVATIONS.
4) FIELD SCREENING USING PID CALIBRATED TO A 100 PPMV ISOBUTYLENE STANDARD.

Weston&Sampson®

PROJECT
Washington Elec. Coop.
East Montpelier, Vermont

SB-109
SHEET: 1 of 1
Project No.: 2120148
CHKD BY: Kevin McAleer

BORING Co.:	ENPRO	LOCATION:	See Site Plan	DATE START:	9/6/12
FOREMAN:	Bill Briggs	GROUND ELEV.:	NA	DATE END:	9/6/12
WSE SCIENTIST:	Kevin McAleer	PVC ELEV.:	NA		
METHOD:	Geoprobe Direct Push	WELL DEPTH:	NA	DEPTH TO WATER:	None Detected
MATERIALS:	4' Macro Core	BORING DEPTH:		DEPTH TO NAPL:	None Detected
WELL MATERIALS:	NA	SCREEN INTERVAL:	NA		
GUARD:	NA	RISER INTERVAL:	NA		
CAP:	NA	SUMP INTERVAL:	NA		

DEPTH (feet)	SAMPLE No.	PEN/REC (in)	DEPTH (ft)	BLOWS/6"	PID/(ppmv)	SAMPLE DESCRIPTION Burmister Classification	STRATUM PROFILE
0 4'	SI	48" / 48"	0-4'	--	<1	0-48" interbedded reworked fine-medium SAND and SILT.	

LEGEND: SAND FILTER; CEMENT GROUT; NATIVE BACKFILL; BENTONITE SEAL; WELL SCREEN; RISER PIPE; WATER LEVEL; NA NOT APPLICABLE; REFUSAL

GRANULAR SOILS BLOWS/FT	GRANULAR SOILS DENSITY	COHESIVE SOILS BLOWS/FT	COHESIVE SOILS DENSITY	PROPORTIONS		REMARKS:
0-4	V. LOOSE	0-2	V. SOFT	TRACE	0-10%	PCB Samples: 0-0.5'
4-10	LOOSE	2-4	SOFT	LITTLE	10-20%	0.5-2'
10-30	M. DENSE	4-8	M. STIFF	SOME	20-35%	2.4'
30-50	DENSE	8-15	STIFF	AND	35-50%	
> 50	V. DENSE	15-30	V. STIFF			
		> 30	HARD			

NOTES:
1) STRATIFICATION LINES REPRESENT APPROXIMATE BOUNDARY BETWEEN SOIL TYPES. TRANSITIONS MAY BE GRADUAL.
2) WATER LEVEL READINGS HAVE BEEN MADE IN THE DRILL HOLES AT TIMES AND CONDITIONS STATED ON THIS BORING LOG.
3) DRILLING METHOD DID NOT INCORPORATE BLOW COUNTS THEREFORE THE SOIL DENSITY DESCRIPTIONS ARE BASED ON FIELD OBSERVATIONS.
4) FIELD SCREENING USING PID CALIBRATED TO A 100 PPMV ISOBUTYLENE STANDARD.

Weston&Sampson®

PROJECT
Washington Elec. Coop.
East Montpelier, Vermont

SB-110
SHEET: 1 of 1
Project No.: 2120148
CHKD BY: Kevin McAleer

BORING Co.:	ENPRO	LOCATION:	See Site Plan	DATE START:	9/6/12
FOREMAN:	Bill Briggs	GROUND ELEV.:	NA	DATE END:	9/6/12
WSE SCIENTIST:	Kevin McAleer	PVC ELEV.:	NA		
METHOD:	Geoprobe Direct Push	WELL DEPTH:	NA	DEPTH TO WATER:	None Detected
MATERIALS:	4' Macro Core	BORING DEPTH:		DEPTH TO NAPL:	None Detected
WELL MATERIALS:	NA	SCREEN INTERVAL:	NA		
GUARD:	NA	RISER INTERVAL:	NA		
CAP:	NA	SUMP INTERVAL:	NA		

DEPTH (feet)	SAMPLE No.	PEN/REC (in)	DEPTH (ft)	BLOWS/6"	PID/(ppmv)	SAMPLE DESCRIPTION Burmister Classification	STRATUM PROFILE
0 – 4'	SI	48" / 36"	0-4'	--	<1	Narrowly graded SAND (FILL) used to fill trench; no staining or odors observed	
4'	S2	12" / 6"	4-5'	--	10 ppm	0-6" SAND FILL with dark staining. Residual may have been left in trench prior to back filling.	
5'						Refusal at 5' - likely concrete base of trench	

LEGEND
- SAND FILTER
- CEMENT GROUT
- NATIVE BACKFILL
- BENTONITE SEAL
- WELL SCREEN
- RISER PIPE
- WATER LEVEL
- NA NOT APPLICABLE
- REFUSAL

GRANULAR SOILS BLOWS/FT	GRANULAR SOILS DENSITY	COHESIVE SOILS BLOWS/FT	COHESIVE SOILS DENSITY	PROPORTIONS	
0-4	V. LOOSE	0-2	V. SOFT	TRACE	0-10%
4-10	LOOSE	2-4	SOFT	LITTLE	10-20%
10-30	M. DENSE	4-8	M. STIFF	SOME	20-35%
30-50	DENSE	8-15	STIFF	AND	35-50%
> 50	V. DENSE	15-30	V. STIFF		
		> 30	HARD		

REMARKS:
4-5' - VOCs, SVOCs, PCBs, Metals

NOTES:
1) STRATIFICATION LINES REPRESENT APPROXIMATE BOUNDARY BETWEEN SOIL TYPES. TRANSITIONS MAY BE GRADUAL.
2) WATER LEVEL READINGS HAVE BEEN MADE IN THE DRILL HOLES AT TIMES AND CONDITIONS STATED ON THIS BORING LOG.
3) DRILLING METHOD DID NOT INCORPORATE BLOW COUNTS THEREFORE THE SOIL DENSITY DESCRIPTIONS ARE BASED ON FIELD OBSERVATIONS.
4) FIELD SCREENING USING PID CALIBRATED TO A 100 PPMV ISOBUTYLENE STANDARD.

Weston&Sampson®

PROJECT
Washington Elec. Coop.
East Montpelier, Vermont

SB-111
SHEET: 1 of 1
Project No.: 2120148
CHKD BY: Kevin McAleer

BORING Co.:	ENPRO	LOCATION:	See Site Plan	DATE START:	9/6/12
FOREMAN:	Bill Briggs	GROUND ELEV.:	NA	DATE END:	9/6/12
WSE SCIENTIST:	Kevin McAleer	PVC ELEV.:	NA		
METHOD:	Geoprobe Direct Push	WELL DEPTH:	NA	DEPTH TO WATER:	None Detected
MATERIALS:	4' Macro Core	BORING DEPTH:		DEPTH TO NAPL:	None Detected
WELL MATERIALS:	NA	SCREEN INTERVAL:	NA		
GUARD:	NA	RISER INTERVAL:	NA		
CAP:	NA	SUMP INTERVAL:	NA		

DEPTH (feet)	SAMPLE No.	PEN/REC (in)	DEPTH (ft)	BLOWS/6"	PID/(ppmv)	SAMPLE DESCRIPTION Burmister Classification	STRATUM PROFILE
0	SI	48" / 30"	0-4'	--	<1	fine-coarse SAND with gravel; moist in bottom 3". Brown to gray.	
4'					15	faint petroleum odor, perched moisture	
4'	S2	48" / 40"	4-8'	--	<1	CLAY with interbedded fine-medium sand, dry	
8'	S3	12" / 8"	8-9'	--	<1	CLAY refusal; moist, gray, hard, some fine SAND	
9'						rock in spoon tip; ledge	

LEGEND
- SAND FILTER
- CEMENT GROUT
- NATIVE BACKFILL
- BENTONITE SEAL
- WELL SCREEN
- RISER PIPE
- WATER LEVEL
- NA NOT APPLICABLE
- REFUSAL

GRANULAR SOILS BLOWS/FT	GRANULAR SOILS DENSITY	COHESIVE SOILS BLOWS/FT	COHESIVE SOILS DENSITY	PROPORTIONS	
0-4	V. LOOSE	0-2	V. SOFT	TRACE	0-10%
4-10	LOOSE	2-4	SOFT	LITTLE	10-20%
10-30	M. DENSE	4-8	M. STIFF	SOME	20-35%
30-50	DENSE	8-15	STIFF	AND	35-50%
> 50	V. DENSE	15-30	V. STIFF		
		> 30	HARD		

REMARKS:

NOTES:
1) STRATIFICATION LINES REPRESENT APPROXIMATE BOUNDARY BETWEEN SOIL TYPES. TRANSITIONS MAY BE GRADUAL.
2) WATER LEVEL READINGS HAVE BEEN MADE IN THE DRILL HOLES AT TIMES AND CONDITIONS STATED ON THIS BORING LOG.
3) DRILLING METHOD DID NOT INCORPORATE BLOW COUNTS THEREFORE THE SOIL DENSITY DESCRIPTIONS ARE BASED ON FIELD OBSERVATIONS.
4) FIELD SCREENING USING PID CALIBRATED TO A 100 PPMV ISOBUTYLENE STANDARD.

Weston&Sampson®

PROJECT
Washington Elec. Coop.
East Montpelier, Vermont

SB-112
SHEET: 1 of 1
Project No.: 2120148
CHKD BY: Kevin McAleer

BORING Co.:	ENPRO	LOCATION:	See Site Plan	DATE START:	9/7/12
FOREMAN:	Bill Briggs	GROUND ELEV.:	NA	DATE END:	9/7/12
WSE SCIENTIST:	Kevin McAleer	PVC ELEV.:	NA		
METHOD:	Geoprobe Direct Push	WELL DEPTH:	NA	DEPTH TO WATER:	None Detected
MATERIALS:	4' Macro Core	BORING DEPTH:	10'	DEPTH TO NAPL:	None Detected
WELL MATERIALS:	NA	SCREEN INTERVAL:	NA		
GUARD:	NA	RISER INTERVAL:	NA		
CAP:	NA	SUMP INTERVAL:	NA		

DEPTH (feet)	SAMPLE No.	PEN/REC (in)	DEPTH (ft)	BLOWS/6"	PID/(ppmv)	SAMPLE DESCRIPTION Burmister Classification	STRATUM PROFILE
0 – 4'	SI	48" / 32"	0-4'	--	<1 / <1	CLAY and SAND moist gray to black. Slight weathered petroleum odor.	
4' – 8'	S2	48" / 40"	4-8'	--	<1	Similar to above. Stone in bottom (refusal)	
8'	S3	24" / 12"	8-10'	--	<1	Offset 4' - moist. 8-10' gray CLAY; wet.	
10'						refusal - shale	

LEGEND
- SAND FILTER
- CEMENT GROUT
- NATIVE BACKFILL
- BENTONITE SEAL
- WELL SCREEN
- RISER PIPE
- WATER LEVEL
- NA NOT APPLICABLE
- REFUSAL

GRANULAR SOILS BLOWS/FT	GRANULAR SOILS DENSITY	COHESIVE SOILS BLOWS/FT	COHESIVE SOILS DENSITY	PROPORTIONS	
0-4	V. LOOSE	0-2	V. SOFT	TRACE	0-10%
4-10	LOOSE	2-4	SOFT	LITTLE	10-20%
10-30	M. DENSE	4-8	M. STIFF	SOME	20-35%
30-50	DENSE	8-15	STIFF	AND	35-50%
> 50	V. DENSE	15-30	V. STIFF		
		> 30	HARD		

REMARKS:
SB-112 (9-10') at 9:04 - VOCs, SVOC, Metals

NOTES:
1) STRATIFICATION LINES REPRESENT APPROXIMATE BOUNDARY BETWEEN SOIL TYPES. TRANSITIONS MAY BE GRADUAL.
2) WATER LEVEL READINGS HAVE BEEN MADE IN THE DRILL HOLES AT TIMES AND CONDITIONS STATED ON THIS BORING LOG.
3) DRILLING METHOD DID NOT INCORPORATE BLOW COUNTS THEREFORE THE SOIL DENSITY DESCRIPTIONS ARE BASED ON FIELD OBSERVATIONS.
4) FIELD SCREENING USING PID CALIBRATED TO A 100 PPMV ISOBUTYLENE STANDARD.

Weston&Sampson®

PROJECT
Washington Elec. Coop.
East Montpelier, Vermont

SB-113
SHEET: 1 of 1
Project No.: 2120148
CHKD BY: Kevin McAleer

BORING Co.:	ENPRO	LOCATION:	See Site Plan	DATE START:	9/7/12
FOREMAN:	Bill Briggs	GROUND ELEV.:	NA	DATE END:	9/7/12
WSE SCIENTIST:	Kevin McAleer	PVC ELEV.:	NA		
METHOD:	Geoprobe Direct Push	WELL DEPTH:	NA	DEPTH TO WATER:	None Detected
MATERIALS:	4' Macro Core	BORING DEPTH:	8'	DEPTH TO NAPL:	None Detected
WELL MATERIALS:	NA	SCREEN INTERVAL:	NA		
GUARD:	NA	RISER INTERVAL:	NA		
CAP:	NA	SUMP INTERVAL:	NA		

DEPTH (feet)	SAMPLE No.	PEN/REC (in)	DEPTH (ft)	BLOWS/6"	PID/(ppmv)	SAMPLE DESCRIPTION Burmister Classification	STRATUM PROFILE
0					<1		
	SI	48" / 51"	0-4'	--		Brown gray CLAY and fine SAND	
4'					<1		
4'						CLAY, some fine sand, trace gravel, mosly gray, dry.	
	S2	48" / 51"	4-8'	--	<1		
8'						refusal at 8' - shale	

LEGEND
- SAND FILTER
- CEMENT GROUT
- NATIVE BACKFILL
- BENTONITE SEAL
- WELL SCREEN
- RISER PIPE
- WATER LEVEL
- NA NOT APPLICABLE
- REFUSAL

GRANULAR SOILS BLOWS/FT	GRANULAR SOILS DENSITY	COHESIVE SOILS BLOWS/FT	COHESIVE SOILS DENSITY	PROPORTIONS	
0-4	V. LOOSE	0-2	V. SOFT	TRACE	0-10%
4-10	LOOSE	2-4	SOFT	LITTLE	10-20%
10-30	M. DENSE	4-8	M. STIFF	SOME	20-35%
30-50	DENSE	8-15	STIFF	AND	35-50%
> 50	V. DENSE	15-30	V. STIFF		
		> 30	HARD		

REMARKS:

NOTES:
1) STRATIFICATION LINES REPRESENT APPROXIMATE BOUNDARY BETWEEN SOIL TYPES. TRANSITIONS MAY BE GRADUAL.
2) WATER LEVEL READINGS HAVE BEEN MADE IN THE DRILL HOLES AT TIMES AND CONDITIONS STATED ON THIS BORING LOG.
3) DRILLING METHOD DID NOT INCORPORATE BLOW COUNTS THEREFORE THE SOIL DENSITY DESCRIPTIONS ARE BASED ON FIELD OBSERVATIONS.
4) FIELD SCREENING USING PID CALIBRATED TO A 100 PPMV ISOBUTYLENE STANDARD.

Weston&Sampson®

PROJECT
Washington Elec. Coop.
East Montpelier, Vermont

SB-114
SHEET: 1 of 1
Project No.: 2120148
CHKD BY: Kevin McAleer

BORING Co.:	ENPRO	LOCATION:	See Site Plan	DATE START:	9/7/12
FOREMAN:	Bill Briggs	GROUND ELEV.:	NA	DATE END:	9/7/12
WSE SCIENTIST:	Kevin McAleer	PVC ELEV.:	NA		
METHOD:	Geoprobe Direct Push	WELL DEPTH:	NA	DEPTH TO WATER:	None Detected
MATERIALS:	4' Macro Core	BORING DEPTH:		DEPTH TO NAPL:	None Detected
WELL MATERIALS:	NA	SCREEN INTERVAL:	NA		
GUARD:	NA	RISER INTERVAL:	NA		
CAP:	NA	SUMP INTERVAL:	NA		

DEPTH (feet)	SAMPLE No.	PEN/REC (in)	DEPTH (ft)	BLOWS/6"	PID/(ppmv)	SAMPLE DESCRIPTION Burmister Classification	STRATUM PROFILE
0	SI	48" / 44"	0-4'	--	<1	0-6" gravely SAND	
4'					<1	6-44" CLAY, some fine SAND; gray dry	
4'	S2	48" / 51"	4-8'	--	<1	0-20" CLAY, dry	
8'						20-25" SAND and GRAVEL - refusal	

LEGEND
- SAND FILTER
- CEMENT GROUT
- NATIVE BACKFILL
- BENTONITE SEAL
- WELL SCREEN
- RISER PIPE
- WATER LEVEL
- NA NOT APPLICABLE
- REFUSAL

GRANULAR SOILS BLOWS/FT	GRANULAR SOILS DENSITY	COHESIVE SOILS BLOWS/FT	COHESIVE SOILS DENSITY	PROPORTIONS	
0-4	V. LOOSE	0-2	V. SOFT	TRACE	0-10%
4-10	LOOSE	2-4	SOFT	LITTLE	10-20%
10-30	M. DENSE	4-8	M. STIFF	SOME	20-35%
30-50	DENSE	8-15	STIFF	AND	35-50%
> 50	V. DENSE	15-30	V. STIFF		
		> 30	HARD		

REMARKS:
SB-114 (6-7') at 9:40

NOTES:
1) STRATIFICATION LINES REPRESENT APPROXIMATE BOUNDARY BETWEEN SOIL TYPES. TRANSITIONS MAY BE GRADUAL.
2) WATER LEVEL READINGS HAVE BEEN MADE IN THE DRILL HOLES AT TIMES AND CONDITIONS STATED ON THIS BORING LOG.
3) DRILLING METHOD DID NOT INCORPORATE BLOW COUNTS THEREFORE THE SOIL DENSITY DESCRIPTIONS ARE BASED ON FIELD OBSERVATIONS.
4) FIELD SCREENING USING PID CALIBRATED TO A 100 PPMV ISOBUTYLENE STANDARD.

Weston&Sampson®

PROJECT
Washington Elec. Coop.
East Montpelier, Vermont

SB-115
SHEET: 1 of 1
Project No.: 2120148
CHKD BY: Kevin McAleer

BORING Co.:	ENPRO	LOCATION:	See Site Plan	DATE START:	9/7/12
FOREMAN:	Bill Briggs	GROUND ELEV.:	NA	DATE END:	9/7/12
WSE SCIENTIST:	Kevin McAleer	PVC ELEV.:	NA		
METHOD:	Geoprobe Direct Push	WELL DEPTH:	NA	DEPTH TO WATER:	None Detected
MATERIALS:	4' Macro Core	BORING DEPTH:	10'	DEPTH TO NAPL:	None Detected
WELL MATERIALS:	NA	SCREEN INTERVAL:	NA		
GUARD:	NA	RISER INTERVAL:	NA		
CAP:	NA	SUMP INTERVAL:	NA		

DEPTH (feet)	SAMPLE No.	PEN/REC (in)	DEPTH (ft)	BLOWS/6"	PID/(ppmv)	SAMPLE DESCRIPTION Burmister Classification	STRATUM PROFILE
0	SI	48" / 22"	0-4'	--	<1	0-22' SAND, some gravel and CLAY; dry. No odors or visual signs.	
4'					<1	0-24" CLAY with fine SAND; brown to gray.	
4'	S2	48" / 29"	4-8'	--	<1	0-12" similar to above	
8'	S3	24" / 12"	8-10'	--	<1	refusal at 10' - shale	
10'							

LEGEND
- SAND FILTER
- CEMENT GROUT
- NATIVE BACKFILL
- BENTONITE SEAL
- WELL SCREEN
- RISER PIPE
- WATER LEVEL
- NA NOT APPLICABLE
- REFUSAL

GRANULAR SOILS BLOWS/FT	GRANULAR SOILS DENSITY	COHESIVE SOILS BLOWS/FT	COHESIVE SOILS DENSITY	PROPORTIONS	
0-4	V. LOOSE	0-2	V. SOFT	TRACE	0-10%
4-10	LOOSE	2-4	SOFT	LITTLE	10-20%
10-30	M. DENSE	4-8	M. STIFF	SOME	20-35%
30-50	DENSE	8-15	STIFF	AND	35-50%
> 50	V. DENSE	15-30	V. STIFF		
		> 30	HARD		

REMARKS:

NOTES:
1) STRATIFICATION LINES REPRESENT APPROXIMATE BOUNDARY BETWEEN SOIL TYPES. TRANSITIONS MAY BE GRADUAL.
2) WATER LEVEL READINGS HAVE BEEN MADE IN THE DRILL HOLES AT TIMES AND CONDITIONS STATED ON THIS BORING LOG.
3) DRILLING METHOD DID NOT INCORPORATE BLOW COUNTS THEREFORE THE SOIL DENSITY DESCRIPTIONS ARE BASED ON FIELD OBSERVATIONS.
4) FIELD SCREENING USING PID CALIBRATED TO A 100 PPMV ISOBUTYLENE STANDARD.

Weston&Sampson®

PROJECT
Washington Elec. Coop.
East Montpelier, Vermont

SB-116
SHEET: 1 of 1
Project No.: 2120148
CHKD BY: Kevin McAleer

BORING Co.:	ENPRO	LOCATION:	See Site Plan	DATE START:	9/7/12
FOREMAN:	Bill Briggs	GROUND ELEV.:	NA	DATE END:	9/7/12
WSE SCIENTIST:	Kevin McAleer	PVC ELEV.:	NA		
METHOD:	Geoprobe Direct Push	WELL DEPTH:	NA	DEPTH TO WATER:	None Detected
MATERIALS:	4' Macro Core	BORING DEPTH:	7'	DEPTH TO NAPL:	None Detected
WELL MATERIALS:	NA	SCREEN INTERVAL:	NA		
GUARD:	NA	RISER INTERVAL:	NA		
CAP:	NA	SUMP INTERVAL:	NA		

DEPTH (feet)	SAMPLE No.	PEN/REC (in)	DEPTH (ft)	BLOWS/6"	PID/(ppmv)	SAMPLE DESCRIPTION Burmister Classification	STRATUM PROFILE
0 – 4'	SI	48" / 31"	0-4'	--	<1	0-31" CLAY, SAND, GRAVEL; dry, gray to brown; moist	
4'	S2	36" / 12"	4-7'	--	<1	0-16" shale - refusal	
7'							

LEGEND: SAND FILTER; CEMENT GROUT; NATIVE BACKFILL; BENTONITE SEAL; WELL SCREEN; RISER PIPE; WATER LEVEL; NA NOT APPLICABLE; REFUSAL

GRANULAR SOILS BLOWS/FT	GRANULAR SOILS DENSITY	COHESIVE SOILS BLOWS/FT	COHESIVE SOILS DENSITY	PROPORTIONS	
0-4	V. LOOSE	0-2	V. SOFT	TRACE	0-10%
4-10	LOOSE	2-4	SOFT	LITTLE	10-20%
10-30	M. DENSE	4-8	M. STIFF	SOME	20-35%
30-50	DENSE	8-15	STIFF	AND	35-50%
> 50	V. DENSE	15-30	V. STIFF		
		> 30	HARD		

REMARKS:

NOTES:
1) STRATIFICATION LINES REPRESENT APPROXIMATE BOUNDARY BETWEEN SOIL TYPES. TRANSITIONS MAY BE GRADUAL.
2) WATER LEVEL READINGS HAVE BEEN MADE IN THE DRILL HOLES AT TIMES AND CONDITIONS STATED ON THIS BORING LOG.
3) DRILLING METHOD DID NOT INCORPORATE BLOW COUNTS THEREFORE THE SOIL DENSITY DESCRIPTIONS ARE BASED ON FIELD OBSERVATIONS.
4) FIELD SCREENING USING PID CALIBRATED TO A 100 PPMV ISOBUTYLENE STANDARD.

Weston&Sampson®

PROJECT
Washington Elec. Coop.
East Montpelier, Vermont

SB-117
SHEET: 1 of 1
Project No.: 2120148
CHKD BY: Kevin McAleer

BORING Co.:	ENPRO	LOCATION:	See Site Plan	DATE START:	9/7/12
FOREMAN:	Bill Briggs	GROUND ELEV.:	NA	DATE END:	9/7/12
WSE SCIENTIST:	Kevin McAleer	PVC ELEV.:	NA		
METHOD:	Geoprobe Direct Push	WELL DEPTH:	NA	DEPTH TO WATER:	None Detected
MATERIALS:	4' Macro Core	BORING DEPTH:	8'	DEPTH TO NAPL:	None Detected
WELL MATERIALS:	NA	SCREEN INTERVAL:	NA		
GUARD:	NA	RISER INTERVAL:	NA		
CAP:	NA	SUMP INTERVAL:	NA		

DEPTH (feet)	SAMPLE No.	PEN/REC (in)	DEPTH (ft)	BLOWS/6"	PID/(ppmv)	SAMPLE DESCRIPTION Burmister Classification	STRATUM PROFILE
0 4'	SI	48" / 38"	0-4'	--	<1	0-6" SAND and GRAVEL; brown moist 6-38" CLAY, brown to gray, moist; dryer with depth	
4' 8'	S2	48" / 48"	4-8'	--	<1	0-48" CLAY; gray odors; moist to dry; refusal	

LEGEND
- SAND FILTER
- CEMENT GROUT
- NATIVE BACKFILL
- BENTONITE SEAL
- WELL SCREEN
- RISER PIPE
- WATER LEVEL
- NA NOT APPLICABLE
- REFUSAL

GRANULAR SOILS BLOWS/FT	GRANULAR SOILS DENSITY	COHESIVE SOILS BLOWS/FT	COHESIVE SOILS DENSITY	PROPORTIONS	
0-4	V. LOOSE	0-2	V. SOFT	TRACE	0-10%
4-10	LOOSE	2-4	SOFT	LITTLE	10-20%
10-30	M. DENSE	4-8	M. STIFF	SOME	20-35%
30-50	DENSE	8-15	STIFF	AND	35-50%
> 50	V. DENSE	15-30	V. STIFF		
		> 30	HARD		

REMARKS:
SB-117 (7-8') at 10:45: VOC, SVOC, Metals

NOTES:
1) STRATIFICATION LINES REPRESENT APPROXIMATE BOUNDARY BETWEEN SOIL TYPES. TRANSITIONS MAY BE GRADUAL.
2) WATER LEVEL READINGS HAVE BEEN MADE IN THE DRILL HOLES AT TIMES AND CONDITIONS STATED ON THIS BORING LOG.
3) DRILLING METHOD DID NOT INCORPORATE BLOW COUNTS THEREFORE THE SOIL DENSITY DESCRIPTIONS ARE BASED ON FIELD OBSERVATIONS.
4) FIELD SCREENING USING PID CALIBRATED TO A 100 PPMV ISOBUTYLENE STANDARD.

Weston&Sampson®

PROJECT
Washington Elec. Coop.
East Montpelier, Vermont

SB-118
SHEET: 1 of 1
Project No.: 2120148
CHKD BY: Kevin McAleer

BORING Co.:	ENPRO	LOCATION:	See Site Plan	DATE START:	9/7/12
FOREMAN:	Bill Briggs	GROUND ELEV.:	NA	DATE END:	9/7/12
WSE SCIENTIST:	Kevin McAleer	PVC ELEV.:	NA		
METHOD:	Geoprobe Direct Push	WELL DEPTH:	NA	DEPTH TO WATER:	None Detected
MATERIALS:	4' Macro Core	BORING DEPTH:	12'	DEPTH TO NAPL:	None Detected
WELL MATERIALS:	NA	SCREEN INTERVAL:	NA		
GUARD:	NA	RISER INTERVAL:	NA		
CAP:	NA	SUMP INTERVAL:	NA		

DEPTH (feet)	SAMPLE No.	PEN/REC (in)	DEPTH (ft)	BLOWS/6"	PID/(ppmv)	SAMPLE DESCRIPTION Burmister Classification	STRATUM PROFILE
0 – 4'	SI	48" / 42"	0-4'	--	<1	0-42" Silty SAND and gravel; reworked native material	
4' – 8'	S2	48" / 40"	4-8'	--	<1 <1	0-30' similar to above 20-40' gray CLAY; dry	
8' – 12'	S3	48' / 38'	8-12'	--	<1	0-38' gray CLAY, dry homongenous	
						Refusal at 12' - ledge	

LEGEND
- SAND FILTER
- CEMENT GROUT
- NATIVE BACKFILL
- BENTONITE SEAL
- WELL SCREEN
- RISER PIPE
- WATER LEVEL
- NA NOT APPLICABLE
- REFUSAL

GRANULAR SOILS BLOWS/FT	GRANULAR SOILS DENSITY	COHESIVE SOILS BLOWS/FT	COHESIVE SOILS DENSITY	PROPORTIONS	
0-4	V. LOOSE	0-2	V. SOFT	TRACE	0-10%
4-10	LOOSE	2-4	SOFT	LITTLE	10-20%
10-30	M. DENSE	4-8	M. STIFF	SOME	20-35%
30-50	DENSE	8-15	STIFF	AND	35-50%
> 50	V. DENSE	15-30	V. STIFF		
		> 30	HARD		

REMARKS:

NOTES:
1) STRATIFICATION LINES REPRESENT APPROXIMATE BOUNDARY BETWEEN SOIL TYPES. TRANSITIONS MAY BE GRADUAL.
2) WATER LEVEL READINGS HAVE BEEN MADE IN THE DRILL HOLES AT TIMES AND CONDITIONS STATED ON THIS BORING LOG.
3) DRILLING METHOD DID NOT INCORPORATE BLOW COUNTS THEREFORE THE SOIL DENSITY DESCRIPTIONS ARE BASED ON FIELD OBSERVATIONS.
4) FIELD SCREENING USING PID CALIBRATED TO A 100 PPMV ISOBUTYLENE STANDARD.

Weston&Sampson®

PROJECT
Washington Elec. Coop.
East Montpelier, Vermont

SB-119
SHEET: 1 of 1
Project No.: 2120148
CHKD BY: Kevin McAleer

BORING Co.:	ENPRO	LOCATION:	See Site Plan	DATE START:	9/7/12
FOREMAN:	Bill Briggs	GROUND ELEV.:	NA	DATE END:	9/7/12
WSE SCIENTIST:	Kevin McAleer	PVC ELEV.:	NA		
METHOD:	Geoprobe Direct Push	WELL DEPTH:	NA	DEPTH TO WATER:	None Detected
MATERIALS:	4' Macro Core	BORING DEPTH:	7'	DEPTH TO NAPL:	None Detected
WELL MATERIALS:	NA	SCREEN INTERVAL:	NA		
GUARD:	NA	RISER INTERVAL:	NA		
CAP:	NA	SUMP INTERVAL:	NA		

DEPTH (feet)	SAMPLE No.	PEN/REC (in)	DEPTH (ft)	BLOWS/6"	PID/(ppmv)	SAMPLE DESCRIPTION Burmister Classification	STRATUM PROFILE
0 4'	SI	48" / 30"	0-4'	--	<1	0-6" topsoil 6-12" fine SAND 12-30" gray CLAY	
4' 7'	S2	36" / 24"	4-7'	--	<1	0-24" CLAY, gray, hard, dry; refusal at 7'	

LEGEND
- SAND FILTER
- CEMENT GROUT
- NATIVE BACKFILL
- BENTONITE SEAL
- WELL SCREEN
- RISER PIPE
- WATER LEVEL
- NA NOT APPLICABLE
- REFUSAL

GRANULAR SOILS BLOWS/FT	GRANULAR SOILS DENSITY	COHESIVE SOILS BLOWS/FT	COHESIVE SOILS DENSITY	PROPORTIONS	
0-4	V. LOOSE	0-2	V. SOFT	TRACE	0-10%
4-10	LOOSE	2-4	SOFT	LITTLE	10-20%
10-30	M. DENSE	4-8	M. STIFF	SOME	20-35%
30-50	DENSE	8-15	STIFF	AND	35-50%
> 50	V. DENSE	15-30	V. STIFF		
		> 30	HARD		

REMARKS:
SB-119 (6-7') at 11:10 - VOC, SVOC, Metals

NOTES:
1) STRATIFICATION LINES REPRESENT APPROXIMATE BOUNDARY BETWEEN SOIL TYPES. TRANSITIONS MAY BE GRADUAL.
2) WATER LEVEL READINGS HAVE BEEN MADE IN THE DRILL HOLES AT TIMES AND CONDITIONS STATED ON THIS BORING LOG.
3) DRILLING METHOD DID NOT INCORPORATE BLOW COUNTS THEREFORE THE SOIL DENSITY DESCRIPTIONS ARE BASED ON FIELD OBSERVATIONS.
4) FIELD SCREENING USING PID CALIBRATED TO A 100 PPMV ISOBUTYLENE STANDARD.

Weston&Sampson®

PROJECT
Washington Elec. Coop.
East Montpelier, Vermont

SB-120
SHEET: 1 of 1
Project No.: 2120148
CHKD BY: Kevin McAleer

BORING Co.:	ENPRO	LOCATION:	See Site Plan	DATE START:	9/7/12
FOREMAN:	Bill Briggs	GROUND ELEV.:	NA	DATE END:	9/7/12
WSE SCIENTIST:	Kevin McAleer	PVC ELEV.:	NA		
METHOD:	Geoprobe Direct Push	WELL DEPTH:	NA	DEPTH TO WATER:	None Detected
MATERIALS:	4' Macro Core	BORING DEPTH:	6'	DEPTH TO NAPL:	None Detected
WELL MATERIALS:	NA	SCREEN INTERVAL:	NA		
GUARD:	NA	RISER INTERVAL:	NA		
CAP:	NA	SUMP INTERVAL:	NA		

DEPTH (feet)	SAMPLE No.	PEN/REC (in)	DEPTH (ft)	BLOWS/6"	PID/(ppmv)	SAMPLE DESCRIPTION Burmister Classification	STRATUM PROFILE
0 4'	SI	48" / 24"	0-4'	--	<1	0-6" topsoil 6-24" CLAY, gray, moist to dry hard, no visual signs	
4'	S2	24" / 18"	4-6'	--	<1	0-18" CLAY, hard, gray, dry; refusal at 6'	
6'						Refusal at 6' - ledge	

LEGEND
- SAND FILTER
- CEMENT GROUT
- NATIVE BACKFILL
- BENTONITE SEAL
- WELL SCREEN
- RISER PIPE
- WATER LEVEL
- NA NOT APPLICABLE
- REFUSAL

GRANULAR SOILS BLOWS/FT	GRANULAR SOILS DENSITY	COHESIVE SOILS BLOWS/FT	COHESIVE SOILS DENSITY	PROPORTIONS	
0-4	V. LOOSE	0-2	V. SOFT	TRACE	0-10%
4-10	LOOSE	2-4	SOFT	LITTLE	10-20%
10-30	M. DENSE	4-8	M. STIFF	SOME	20-35%
30-50	DENSE	8-15	STIFF	AND	35-50%
> 50	V. DENSE	15-30	V. STIFF		
		> 30	HARD		

REMARKS:
SB-120 (5-6') at 11:25 - VOC, SVOC, Metals

NOTES:
1) STRATIFICATION LINES REPRESENT APPROXIMATE BOUNDARY BETWEEN SOIL TYPES. TRANSITIONS MAY BE GRADUAL.
2) WATER LEVEL READINGS HAVE BEEN MADE IN THE DRILL HOLES AT TIMES AND CONDITIONS STATED ON THIS BORING LOG.
3) DRILLING METHOD DID NOT INCORPORATE BLOW COUNTS THEREFORE THE SOIL DENSITY DESCRIPTIONS ARE BASED ON FIELD OBSERVATIONS.
4) FIELD SCREENING USING PID CALIBRATED TO A 100 PPMV ISOBUTYLENE STANDARD.

Weston&Sampson®

PROJECT
Washington Elec. Coop.
East Montpelier, Vermont

SB-121
SHEET: 1 of 1
Project No.: 2120148
CHKD BY: Kevin McAleer

BORING Co.:	ENPRO	LOCATION:	See Site Plan	DATE START:	9/7/12
FOREMAN:	Bill Briggs	GROUND ELEV.:	NA	DATE END:	9/7/12
WSE SCIENTIST:	Kevin McAleer	PVC ELEV.:	NA		
METHOD:	Geoprobe Direct Push	WELL DEPTH:	NA	DEPTH TO WATER:	None Detected
MATERIALS:	4' Macro Core	BORING DEPTH:	6'	DEPTH TO NAPL:	None Detected
WELL MATERIALS:	NA	SCREEN INTERVAL:	NA		
GUARD:	NA	RISER INTERVAL:	NA		
CAP:	NA	SUMP INTERVAL:	NA		

DEPTH (feet)	SAMPLE No.	PEN/REC (in)	DEPTH (ft)	BLOWS/6"	PID/(ppmv)	SAMPLE DESCRIPTION Burmister Classification	STRATUM PROFILE
0						0-6" topsoil	
	SI	48" / 24"	0-4'	--	<1	6-24" CLAY	
4'							
4'	S2	24" / 20"	4-6'	--	<1	0-20" CLAY	
6'						Refusal at 6' - ledge	

LEGEND: SAND FILTER; CEMENT GROUT; NATIVE BACKFILL; BENTONITE SEAL; WELL SCREEN; RISER PIPE; WATER LEVEL; NA NOT APPLICABLE; REFUSAL

GRANULAR SOILS BLOWS/FT	GRANULAR SOILS DENSITY	COHESIVE SOILS BLOWS/FT	COHESIVE SOILS DENSITY	PROPORTIONS	
0-4	V. LOOSE	0-2	V. SOFT	TRACE	0-10%
4-10	LOOSE	2-4	SOFT	LITTLE	10-20%
10-30	M. DENSE	4-8	M. STIFF	SOME	20-35%
30-50	DENSE	8-15	STIFF	AND	35-50%
> 50	V. DENSE	15-30	V. STIFF		
		> 30	HARD		

REMARKS:
SB-121 (5-6') at 11:40 - VOC, SVOC, Metals
SB121D at 11:50

NOTES:
1) STRATIFICATION LINES REPRESENT APPROXIMATE BOUNDARY BETWEEN SOIL TYPES. TRANSITIONS MAY BE GRADUAL.
2) WATER LEVEL READINGS HAVE BEEN MADE IN THE DRILL HOLES AT TIMES AND CONDITIONS STATED ON THIS BORING LOG.
3) DRILLING METHOD DID NOT INCORPORATE BLOW COUNTS THEREFORE THE SOIL DENSITY DESCRIPTIONS ARE BASED ON FIELD OBSERVATIONS.
4) FIELD SCREENING USING PID CALIBRATED TO A 100 PPMV ISOBUTYLENE STANDARD.

Weston&Sampson®

PROJECT
Washington Elec. Coop.
East Montpelier, Vermont

SB-122
SHEET: 1 of 1
Project No.: 2120148
CHKD BY: Kevin McAleer

BORING Co.:	ENPRO	LOCATION:	See Site Plan	DATE START:	9/7/12
FOREMAN:	Bill Briggs	GROUND ELEV.:	NA	DATE END:	9/7/12
WSE SCIENTIST:	Kevin McAleer	PVC ELEV.:	NA		
METHOD:	Geoprobe Direct Push	WELL DEPTH:	NA	DEPTH TO WATER:	None Detected
MATERIALS:	4' Macro Core	BORING DEPTH:	5'	DEPTH TO NAPL:	None Detected
WELL MATERIALS:	NA	SCREEN INTERVAL:	NA		
GUARD:	NA	RISER INTERVAL:	NA		
CAP:	NA	SUMP INTERVAL:	NA		

DEPTH (feet)	SAMPLE No.	PEN/REC (in)	DEPTH (ft)	BLOWS/6"	PID/(ppmv)	SAMPLE DESCRIPTION Burmister Classification	STRATUM PROFILE
0 – 4'	SI	48" / 30"	0-4'	--	<1	CLAY, gravel and shale to bottom 5"; refusal at 5' shale	
4'	S2	12" / 13"	4-5'	--	<1	0-3' shale	
5'						Refusal at 5' - ledge	

LEGEND
- SAND FILTER
- CEMENT GROUT
- NATIVE BACKFILL
- BENTONITE SEAL
- WELL SCREEN
- RISER PIPE
- WATER LEVEL
- NA NOT APPLICABLE
- REFUSAL

GRANULAR SOILS BLOWS/FT	GRANULAR SOILS DENSITY	COHESIVE SOILS BLOWS/FT	COHESIVE SOILS DENSITY	PROPORTIONS	
0-4	V. LOOSE	0-2	V. SOFT	TRACE	0-10%
4-10	LOOSE	2-4	SOFT	LITTLE	10-20%
10-30	M. DENSE	4-8	M. STIFF	SOME	20-35%
30-50	DENSE	8-15	STIFF	AND	35-50%
> 50	V. DENSE	15-30	V. STIFF		
		> 30	HARD		

REMARKS:

NOTES:
1) STRATIFICATION LINES REPRESENT APPROXIMATE BOUNDARY BETWEEN SOIL TYPES. TRANSITIONS MAY BE GRADUAL.
2) WATER LEVEL READINGS HAVE BEEN MADE IN THE DRILL HOLES AT TIMES AND CONDITIONS STATED ON THIS BORING LOG.
3) DRILLING METHOD DID NOT INCORPORATE BLOW COUNTS THEREFORE THE SOIL DENSITY DESCRIPTIONS ARE BASED ON FIELD OBSERVATIONS.
4) FIELD SCREENING USING PID CALIBRATED TO A 100 PPMV ISOBUTYLENE STANDARD.

APPENDIX D

TestAmerica

THE LEADER IN ENVIRONMENTAL TESTING

ANALYTICAL REPORT

TestAmerica Laboratories, Inc.
TestAmerica Westfield
Westfield Executive Park
53 Southampton Road
Westfield, MA 01085
Tel: (413)572-4000

TestAmerica Job ID: 360-42692-1
Client Project/Site: Washington Electric Property
Revision: 1

For:
Weston & Sampson Engineers
98 South Main St. Suite 2
PO BOX 189
Waterbury, Vermont 05676

Attn: Mr. Kevin McAleer

Authorized for release by:
11/30/2012 2:26:37 PM
Chris Reynolds
QA Manager
chris.reynolds@testamericainc.com

Designee for

Aaron Benoit
Project Manager I
aaron.benoit@testamericainc.com

Table of Contents

Job ID: 360-42692-1

Laboratory: TestAmerica Westfield

Narrative

Revision1: This report replaces the initial report from 9/28/2012. The case narrative was revised per client request please refer to the Receipt section. NO other changes were made to this report.

With the exceptions noted as flags or footnotes, standard analytical protocols were followed in the analysis of the samples and no problems were encountered or anomalies observed. In addition all laboratory quality control samples were within established control limits, with any exceptions noted below. Each sample was analyzed to achieve the lowest possible reporting limit within the constraints of the method. In some cases, due to interference or analytes present at high concentrations, samples were diluted. For diluted samples, the reporting limits are adjusted relative to the dilution required.

Calculations are performed before rounding to avoid round-off errors in calculated results.

All holding times were met and proper preservation noted for the methods performed on these samples, unless otherwise detailed in the individual sections below.

RECEIPT

The samples were received on 09/12/2012; the samples arrived in good condition, properly preserved and on ice. The temperature of the coolers at receipt was 4.8 & 5.4C.

Note: All samples that require thermal preservation are considered acceptable if the arrival temperature is within the method's specified temperature range or for general analysis, ranging from 6°C to just above the freezing temperature of water. Samples that are hand delivered, immediately following collection, may not meet these criteria; however, they will be considered acceptable according to NELAC and State standards, if there is evidence that the chilling process has begun, such as stored and transported to the laboratory on ice.

Floor Drain B (360-42692-30) was requested on the COC for analysis by 8260. There were no Methanol vials received by the laboratory to complete this analysis. 8260 was not perfomred for Floor Drain B. This statement was mistakenly omitted from the original report.

VOLATILE ORGANIC COMPOUNDS (GC-MS)

2-Hexanone, Acetone and Chloroethane failed the recovery criteria low for LCS 360-95626/1-A. Several analytes failed the recovery criteria low for LCSD 360-95626/2-A. 1,1-Dichloropropene, 1,3-Dichlorobenzene, 2-Butanone (MEK), 2-Hexanone and Chloroform exceeded the rpd limit.

Several analytes failed the recovery criteria low for LCS 360-95741/18-A. 1,3-Dichloropropane, 2-Butanone (MEK), 2-Hexanone and Acetone failed the recovery criteria low for LCSD 360-95741/19-A.

2-Butanone (MEK) and Chloroethane failed the recovery criteria low for LCS 360-95872/1-A. Several analytes exceeded the rpd limit. 2-Butanone (MEK), Chloroethane and Vinyl chloride failed the recovery criteria low for LCSD 360-95872/2-A. Refer to the QC report for details.

Reanalysis of the following samples were performed outside of the analytical holding time: SB-112 (9-10') (360-42692-32), SB-114 (6-7') (360-42692-33), SB-117 (7-8') (360-42692-34), SB-119 (6-7') (360-42692-35), SB-120 (5-6') (360-42692-36), SB-121 (5-6') (360-42692-37), SB-121 D (360-42692-38). Samples were reanalyzed due to failing QC in original run. Both sets of data have been reported.

SEMIVOLATILE ORGANIC COMPOUNDS (GC-MS)

Nitrobenzene-d5 (Surr) failed the surrogate recovery criteria low for SB-110 (4-5') (360-42692-31). Refer to the QC report for details.

Samples Floor Drain B (360-42692-30)[10X] and SB-110 (4-5') (360-42692-31)[10X] required dilution prior to analysis. The reporting limits have been adjusted accordingly.

POLYCHLORINATED BIPHENYLS (PCBS)

Sample SB-105 D (360-42692-29)[10X] required dilution prior to analysis. The reporting limits have been adjusted accordingly.

Surrogate recovery for the following sample recovered high for DCB on the primary column, but passed on the secondary column SB-105

Job ID: 360-42692-1 (Continued)

Laboratory: TestAmerica Westfield (Continued)

D (360-42692-29)

METALS (ICP)

Chromium and Zinc were detected in method blank MB 360-95345/1-A at levels that were above the method detection limit but below the reporting limit. The values should be considered estimates, and have been flagged “J”. If the associated sample reported a result above the MDL and/or RL, the result has been “B” flagged.

Lead and Zinc were detected in method blank MB 360-95407/1-A at levels that were above the method detection limit but below the reporting limit. The values should be considered estimates, and have been flagged “J”. If the associated sample reported a result above the MDL and/or RL, the result has been “B” flagged. Refer to the QC report for details.

Antimony failed the recovery criteria low for the MS and MSD of sample 360-42714-1 in batch 360-95382.
Lead failed the recovery criteria high for the MSD. Refer to the QC report for details.

Samples SB-112 (9-10') (360-42692-32)[2X], SB-117 (7-8') (360-42692-34)[2X], SB-119 (6-7') (360-42692-35)[2X] and SB-121 (5-6') (360-42692-37)[2X] required dilution prior to analysis. The reporting limits have been adjusted accordingly.

Detection Summary

Client: Weston & Sampson Engineers
Project/Site: Washington Electric Property

TestAmerica Job ID: 360-42692-1

Client Sample ID: SB-101 (0-0.5') — Lab Sample ID: 360-42692-1

No Detections

Client Sample ID: SB-101 (0.5-2') — Lab Sample ID: 360-42692-2

No Detections

Client Sample ID: SB-101 (2'-4') — Lab Sample ID: 360-42692-3

No Detections

Client Sample ID: SB-102 (0-0.5') — Lab Sample ID: 360-42692-4

No Detections

Client Sample ID: SB-102 (0.5-2') — Lab Sample ID: 360-42692-5

No Detections

Client Sample ID: SB-102 (2-4') — Lab Sample ID: 360-42692-6

No Detections

Client Sample ID: SB-103 (0-0.5') — Lab Sample ID: 360-42692-7

No Detections

Client Sample ID: SB-103 (0.5-2') — Lab Sample ID: 360-42692-8

No Detections

Client Sample ID: SB-103 (2-4') — Lab Sample ID: 360-42692-9

No Detections

Client Sample ID: SB-104 (0-0.5') — Lab Sample ID: 360-42692-10

No Detections

Client Sample ID: SB-104 (0.5-2') — Lab Sample ID: 360-42692-11

Analyte	Result	Qualifier	RL	MDL	Unit	Dil Fac	D	Method	Prep Type
PCB-1260	140		100	43	ug/Kg	1	☼	8082A	Total/NA

Client Sample ID: SB-104 (2-4') — Lab Sample ID: 360-42692-12

No Detections

Client Sample ID: SB-104 D — Lab Sample ID: 360-42692-13

Analyte	Result	Qualifier	RL	MDL	Unit	Dil Fac	D	Method	Prep Type
PCB-1262	110		100	56	ug/Kg	1	☼	8082A	Total/NA

Client Sample ID: SB-106 (0-0.5') — Lab Sample ID: 360-42692-14

No Detections

Detection Summary

Client: Weston & Sampson Engineers
Project/Site: Washington Electric Property

TestAmerica Job ID: 360-42692-1

Client Sample ID: SB-106 (0.5-2') — Lab Sample ID: 360-42692-15

No Detections

Client Sample ID: SB-106 (2-4') — Lab Sample ID: 360-42692-16

No Detections

Client Sample ID: SB-107 (0-0.5') — Lab Sample ID: 360-42692-17

No Detections

Client Sample ID: SB-107 (0.5-2') — Lab Sample ID: 360-42692-18

Analyte	Result	Qualifier	RL	MDL	Unit	Dil Fac	D	Method	Prep Type
PCB-1260	100		100	43	ug/Kg	1	☼	8082A	Total/NA

Client Sample ID: SB-107 (2-4') — Lab Sample ID: 360-42692-19

No Detections

Client Sample ID: SB-108 (0-0.5') — Lab Sample ID: 360-42692-20

No Detections

Client Sample ID: SB-108 (0.5-2') — Lab Sample ID: 360-42692-21

Analyte	Result	Qualifier	RL	MDL	Unit	Dil Fac	D	Method	Prep Type
PCB-1260	51	J	100	44	ug/Kg	1	☼	8082A	Total/NA

Client Sample ID: SB-108 (2-4') — Lab Sample ID: 360-42692-22

No Detections

Client Sample ID: SB-109 (0-0.5') — Lab Sample ID: 360-42692-23

No Detections

Client Sample ID: SB-109 (0.5-2') — Lab Sample ID: 360-42692-24

No Detections

Client Sample ID: SB-109 (2-4') — Lab Sample ID: 360-42692-25

No Detections

Client Sample ID: SB-105 (0-0.5') — Lab Sample ID: 360-42692-26

No Detections

Client Sample ID: SB-105 (0.5-2') — Lab Sample ID: 360-42692-27

Analyte	Result	Qualifier	RL	MDL	Unit	Dil Fac	D	Method	Prep Type
PCB-1260	160		100	43	ug/Kg	1	☼	8082A	Total/NA

Client Sample ID: SB-105 (2-4') — Lab Sample ID: 360-42692-28

Client Sample ID: SB-105 (2-4') (Continued) — Lab Sample ID: 360-42692-28

Analyte	Result	Qualifier	RL	MDL	Unit	Dil Fac	D	Method	Prep Type
2-Methylnaphthalene	1600		180	54	ug/Kg	1	☼	8270D	Total/NA
Naphthalene	2700		180	54	ug/Kg	1	☼	8270D	Total/NA
PCB-1260	220		100	43	ug/Kg	1	☼	8082A	Total/NA
Silver	0.046	J	0.66	0.034	mg/Kg	1	☼	6010C	Total/NA
Arsenic	5.2		1.3	0.15	mg/Kg	1	☼	6010C	Total/NA
Beryllium	0.30		0.26	0.0025	mg/Kg	1	☼	6010C	Total/NA
Chromium	19	B	0.66	0.16	mg/Kg	1	☼	6010C	Total/NA
Copper	25		1.3	0.18	mg/Kg	1	☼	6010C	Total/NA
Lead	14		0.66	0.065	mg/Kg	1	☼	6010C	Total/NA
Nickel	31		1.3	0.094	mg/Kg	1	☼	6010C	Total/NA
Zinc	51	B	3.3	0.28	mg/Kg	1	☼	6010C	Total/NA

Client Sample ID: SB-105 D — Lab Sample ID: 360-42692-29

Analyte	Result	Qualifier	RL	MDL	Unit	Dil Fac	D	Method	Prep Type
PCB-1260	6500		1000	430	ug/Kg	10	☼	8082A	Total/NA

Client Sample ID: Floor Drain B — Lab Sample ID: 360-42692-30

Analyte	Result	Qualifier	RL	MDL	Unit	Dil Fac	D	Method	Prep Type
PCB-1260	77	J	110	46	ug/Kg	1	☼	8082A	Total/NA
Arsenic	4.4		1.4	0.16	mg/Kg	1	☼	6010C	Total/NA
Beryllium	0.11	J	0.28	0.0027	mg/Kg	1	☼	6010C	Total/NA
Cadmium	0.22	J	0.28	0.0093	mg/Kg	1	☼	6010C	Total/NA
Chromium	32	B	0.70	0.17	mg/Kg	1	☼	6010C	Total/NA
Copper	18		1.4	0.20	mg/Kg	1	☼	6010C	Total/NA
Lead	12		0.70	0.069	mg/Kg	1	☼	6010C	Total/NA
Nickel	31		1.4	0.10	mg/Kg	1	☼	6010C	Total/NA
Zinc	78	B	3.5	0.30	mg/Kg	1	☼	6010C	Total/NA

Client Sample ID: SB-110 (4-5') — Lab Sample ID: 360-42692-31

Analyte	Result	Qualifier	RL	MDL	Unit	Dil Fac	D	Method	Prep Type
Arsenic	20		1.2	0.14	mg/Kg	1	☼	6010C	Total/NA
Beryllium	0.16	J	0.25	0.0024	mg/Kg	1	☼	6010C	Total/NA
Cadmium	0.087	J	0.25	0.0082	mg/Kg	1	☼	6010C	Total/NA
Chromium	21	B	0.62	0.15	mg/Kg	1	☼	6010C	Total/NA
Copper	27		1.2	0.17	mg/Kg	1	☼	6010C	Total/NA
Lead	12		0.62	0.061	mg/Kg	1	☼	6010C	Total/NA
Nickel	36		1.2	0.089	mg/Kg	1	☼	6010C	Total/NA
Zinc	34	B	3.1	0.27	mg/Kg	1	☼	6010C	Total/NA

Client Sample ID: SB-112 (9-10') — Lab Sample ID: 360-42692-32

Analyte	Result	Qualifier	RL	MDL	Unit	Dil Fac	D	Method	Prep Type
Silver	0.071	J	0.69	0.036	mg/Kg	1	☼	6010C	Total/NA
Arsenic	8.3		1.4	0.16	mg/Kg	1	☼	6010C	Total/NA
Beryllium	0.14	J	0.28	0.0026	mg/Kg	1	☼	6010C	Total/NA
Chromium	12	B	0.69	0.17	mg/Kg	1	☼	6010C	Total/NA
Copper	19		1.4	0.19	mg/Kg	1	☼	6010C	Total/NA
Lead	5.8		0.69	0.068	mg/Kg	1	☼	6010C	Total/NA
Nickel	28		1.4	0.099	mg/Kg	1	☼	6010C	Total/NA
Zinc	38	B	3.4	0.29	mg/Kg	1	☼	6010C	Total/NA

Detection Summary

Client: Weston & Sampson Engineers
Project/Site: Washington Electric Property

TestAmerica Job ID: 360-42692-1

Client Sample ID: SB-114 (6-7') — Lab Sample ID: 360-42692-33

Analyte	Result	Qualifier	RL	MDL	Unit	Dil Fac	D	Method	Prep Type
Arsenic	2.7		1.3	0.15	mg/Kg	1	☼	6010C	Total/NA
Beryllium	0.14	J	0.26	0.0025	mg/Kg	1	☼	6010C	Total/NA
Cadmium	0.089	J	0.26	0.0087	mg/Kg	1	☼	6010C	Total/NA
Chromium	18	B	0.66	0.16	mg/Kg	1	☼	6010C	Total/NA
Copper	13		1.3	0.18	mg/Kg	1	☼	6010C	Total/NA
Lead	3.7		0.66	0.065	mg/Kg	1	☼	6010C	Total/NA
Nickel	30		1.3	0.094	mg/Kg	1	☼	6010C	Total/NA
Zinc	60	B	3.3	0.28	mg/Kg	1	☼	6010C	Total/NA

Client Sample ID: SB-117 (7-8') — Lab Sample ID: 360-42692-34

Analyte	Result	Qualifier	RL	MDL	Unit	Dil Fac	D	Method	Prep Type
Silver	0.085	J	1.3	0.070	mg/Kg	2	☼	6010C	Total/NA
Arsenic	4.1		2.7	0.30	mg/Kg	2	☼	6010C	Total/NA
Beryllium	0.17	J	0.54	0.0051	mg/Kg	2	☼	6010C	Total/NA
Chromium	13	B	1.3	0.32	mg/Kg	2	☼	6010C	Total/NA
Copper	19		2.7	0.37	mg/Kg	2	☼	6010C	Total/NA
Lead	4.8		1.3	0.13	mg/Kg	2	☼	6010C	Total/NA
Nickel	25		2.7	0.19	mg/Kg	2	☼	6010C	Total/NA
Zinc	37	B	6.7	0.57	mg/Kg	2	☼	6010C	Total/NA

Client Sample ID: SB-119 (6-7') — Lab Sample ID: 360-42692-35

Analyte	Result	Qualifier	RL	MDL	Unit	Dil Fac	D	Method	Prep Type
Methylene Chloride - RA	300	J H	570	290	ug/Kg	1	☼	8260C	Total/NA
Arsenic	8.9		2.5	0.28	mg/Kg	2	☼	6010C	Total/NA
Beryllium	0.30	J	0.49	0.0047	mg/Kg	2	☼	6010C	Total/NA
Chromium	20		1.2	0.30	mg/Kg	2	☼	6010C	Total/NA
Copper	28		2.5	0.34	mg/Kg	2	☼	6010C	Total/NA
Lead	7.2	B	1.2	0.12	mg/Kg	2	☼	6010C	Total/NA
Nickel	33		2.5	0.18	mg/Kg	2	☼	6010C	Total/NA
Zinc	55	B	6.2	0.52	mg/Kg	2	☼	6010C	Total/NA
Antimony	0.73	J	1.2	0.48	mg/Kg	2	☼	6010C	Total/NA

Client Sample ID: SB-120 (5-6') — Lab Sample ID: 360-42692-36

Analyte	Result	Qualifier	RL	MDL	Unit	Dil Fac	D	Method	Prep Type
Silver	0.048	J	0.59	0.031	mg/Kg	1	☼	6010C	Total/NA
Arsenic	3.7		1.2	0.13	mg/Kg	1	☼	6010C	Total/NA
Beryllium	0.25		0.24	0.0022	mg/Kg	1	☼	6010C	Total/NA
Chromium	18		0.59	0.14	mg/Kg	1	☼	6010C	Total/NA
Copper	26		1.2	0.16	mg/Kg	1	☼	6010C	Total/NA
Lead	5.6	B	0.59	0.058	mg/Kg	1	☼	6010C	Total/NA
Nickel	32		1.2	0.085	mg/Kg	1	☼	6010C	Total/NA
Zinc	46	B	3.0	0.25	mg/Kg	1	☼	6010C	Total/NA

Client Sample ID: SB-121 (5-6') — Lab Sample ID: 360-42692-37

Analyte	Result	Qualifier	RL	MDL	Unit	Dil Fac	D	Method	Prep Type
Arsenic	5.3		1.3	0.15	mg/Kg	1	☼	6010C	Total/NA
Beryllium	0.27		0.27	0.0026	mg/Kg	1	☼	6010C	Total/NA
Chromium	19		0.67	0.16	mg/Kg	1	☼	6010C	Total/NA
Copper	21		1.3	0.19	mg/Kg	1	☼	6010C	Total/NA

Client Sample ID: SB-121 (5-6') (Continued) — Lab Sample ID: 360-42692-37

Analyte	Result	Qualifier	RL	MDL	Unit	Dil Fac	D	Method	Prep Type
Lead	4.8	B	0.67	0.066	mg/Kg	1	☼	6010C	Total/NA
Nickel	28		1.3	0.097	mg/Kg	1	☼	6010C	Total/NA
Zinc	47	B	3.4	0.29	mg/Kg	1	☼	6010C	Total/NA

Client Sample ID: SB-121 D — Lab Sample ID: 360-42692-38

Analyte	Result	Qualifier	RL	MDL	Unit	Dil Fac	D	Method	Prep Type
Arsenic	6.4		1.3	0.15	mg/Kg	1	☼	6010C	Total/NA
Beryllium	0.30		0.27	0.0025	mg/Kg	1	☼	6010C	Total/NA
Chromium	19		0.67	0.16	mg/Kg	1	☼	6010C	Total/NA
Copper	21		1.3	0.19	mg/Kg	1	☼	6010C	Total/NA
Lead	5.4	B	0.67	0.066	mg/Kg	1	☼	6010C	Total/NA
Nickel	30		1.3	0.096	mg/Kg	1	☼	6010C	Total/NA
Zinc	50	B	3.4	0.29	mg/Kg	1	☼	6010C	Total/NA

Method Summary

Client: Weston & Sampson Engineers
Project/Site: Washington Electric Property

TestAmerica Job ID: 360-42692-1

Method	Method Description	Protocol	Laboratory
8260C	Volatile Organic Compounds by GC/MS	SW846	TAL WFD
8270D	Semivolatile Organic Compounds (GC/MS)	SW846	TAL WFD
8082A	Polychlorinated Biphenyls (PCBs) by Gas Chromatography	SW846	TAL WFD
6010C	Metals (ICP)	SW846	TAL WFD
7471B	Mercury in Solid or Semisolid Waste (Manual Cold Vapor Technique)	SW846	TAL WFD
Moisture	Percent Moisture	EPA	TAL WFD

Protocol References:

EPA = US Environmental Protection Agency

SW846 = "Test Methods For Evaluating Solid Waste, Physical/Chemical Methods", Third Edition, November 1986 And Its Updates.

Laboratory References:

TAL WFD = TestAmerica Westfield, Westfield Executive Park, 53 Southampton Road, Westfield, MA 01085, TEL (413)572-4000

Sample Summary

Client: Weston & Sampson Engineers
Project/Site: Washington Electric Property

TestAmerica Job ID: 360-42692-1

Lab Sample ID	Client Sample ID	Matrix	Collected	Received
360-42692-1	SB-101 (0-0.5')	Solid	09/06/12 08:50	09/12/12 12:26
360-42692-2	SB-101 (0.5-2')	Solid	09/06/12 08:52	09/12/12 12:26
360-42692-3	SB-101 (2'-4')	Solid	09/06/12 08:56	09/12/12 12:26
360-42692-4	SB-102 (0-0.5')	Solid	09/06/12 09:05	09/12/12 12:26
360-42692-5	SB-102 (0.5-2')	Solid	09/06/12 09:07	09/12/12 12:26
360-42692-6	SB-102 (2-4')	Solid	09/06/12 09:10	09/12/12 12:26
360-42692-7	SB-103 (0-0.5')	Solid	09/06/12 09:12	09/12/12 12:26
360-42692-8	SB-103 (0.5-2')	Solid	09/06/12 09:14	09/12/12 12:26
360-42692-9	SB-103 (2-4')	Solid	09/06/12 09:16	09/12/12 12:26
360-42692-10	SB-104 (0-0.5')	Solid	09/06/12 09:13	09/12/12 12:26
360-42692-11	SB-104 (0.5-2')	Solid	09/06/12 09:15	09/12/12 12:26
360-42692-12	SB-104 (2-4')	Solid	09/06/12 09:17	09/12/12 12:26
360-42692-13	SB-104 D	Solid	09/06/12 09:18	09/12/12 12:26
360-42692-14	SB-106 (0-0.5')	Solid	09/06/12 09:28	09/12/12 12:26
360-42692-15	SB-106 (0.5-2')	Solid	09/06/12 09:30	09/12/12 12:26
360-42692-16	SB-106 (2-4')	Solid	09/06/12 09:32	09/12/12 12:26
360-42692-17	SB-107 (0-0.5')	Solid	09/06/12 10:00	09/12/12 12:26
360-42692-18	SB-107 (0.5-2')	Solid	09/06/12 10:02	09/12/12 12:26
360-42692-19	SB-107 (2-4')	Solid	09/06/12 10:04	09/12/12 12:26
360-42692-20	SB-108 (0-0.5')	Solid	09/06/12 10:10	09/12/12 12:26
360-42692-21	SB-108 (0.5-2')	Solid	09/06/12 10:12	09/12/12 12:26
360-42692-22	SB-108 (2-4')	Solid	09/06/12 10:14	09/12/12 12:26
360-42692-23	SB-109 (0-0.5')	Solid	09/06/12 10:20	09/12/12 12:26
360-42692-24	SB-109 (0.5-2')	Solid	09/06/12 10:22	09/12/12 12:26
360-42692-25	SB-109 (2-4')	Solid	09/06/12 10:24	09/12/12 12:26
360-42692-26	SB-105 (0-0.5')	Solid	09/06/12 10:30	09/12/12 12:26
360-42692-27	SB-105 (0.5-2')	Solid	09/06/12 10:32	09/12/12 12:26
360-42692-28	SB-105 (2-4')	Solid	09/06/12 10:34	09/12/12 12:26
360-42692-29	SB-105 D	Solid	09/06/12 10:28	09/12/12 12:26
360-42692-30	Floor Drain B	Solid	09/06/12 15:05	09/12/12 12:26
360-42692-31	SB-110 (4-5')	Solid	09/06/12 14:21	09/12/12 12:26
360-42692-32	SB-112 (9-10')	Solid	09/07/12 09:04	09/12/12 12:26
360-42692-33	SB-114 (6-7')	Solid	09/07/12 09:40	09/12/12 12:26
360-42692-34	SB-117 (7-8')	Solid	09/07/12 10:45	09/12/12 12:26
360-42692-35	SB-119 (6-7')	Solid	09/07/12 11:10	09/12/12 12:26
360-42692-36	SB-120 (5-6')	Solid	09/07/12 11:25	09/12/12 12:26
360-42692-37	SB-121 (5-6')	Solid	09/07/12 11:40	09/12/12 12:26
360-42692-38	SB-121 D	Solid	09/07/12 11:50	09/12/12 12:26

Method: 8260C - Volatile Organic Compounds by GC/MS

Client Sample ID: SB-110 (4-5')
Date Collected: 09/06/12 14:21
Date Received: 09/12/12 12:26

Lab Sample ID: 360-42692-31
Matrix: Solid
Percent Solids: 81.8

Analyte	Result	Qualifier	RL	MDL	Unit	D	Prepared	Analyzed	Dil Fac
1,1,1,2-Tetrachloroethane	ND		160	66	ug/Kg	☼	09/19/12 15:00	09/20/12 08:22	1
1,1,1-Trichloroethane	ND		160	66	ug/Kg	☼	09/19/12 15:00	09/20/12 08:22	1
1,1,2,2-Tetrachloroethane	ND		160	66	ug/Kg	☼	09/19/12 15:00	09/20/12 08:22	1
1,1,2-Trichloroethane	ND		160	66	ug/Kg	☼	09/19/12 15:00	09/20/12 08:22	1
1,1-Dichloroethane	ND		160	66	ug/Kg	☼	09/19/12 15:00	09/20/12 08:22	1
1,1-Dichloroethene	ND		160	66	ug/Kg	☼	09/19/12 15:00	09/20/12 08:22	1
1,1-Dichloropropene	ND	*	160	66	ug/Kg	☼	09/19/12 15:00	09/20/12 08:22	1
1,2,3-Trichlorobenzene	ND		160	66	ug/Kg	☼	09/19/12 15:00	09/20/12 08:22	1
1,2,3-Trichloropropane	ND		160	66	ug/Kg	☼	09/19/12 15:00	09/20/12 08:22	1
1,2,4-Trichlorobenzene	ND		160	80	ug/Kg	☼	09/19/12 15:00	09/20/12 08:22	1
1,2,4-Trimethylbenzene	ND		160	66	ug/Kg	☼	09/19/12 15:00	09/20/12 08:22	1
1,2-Dibromo-3-Chloropropane	ND		1600	66	ug/Kg	☼	09/19/12 15:00	09/20/12 08:22	1
1,2-Dichlorobenzene	ND		160	66	ug/Kg	☼	09/19/12 15:00	09/20/12 08:22	1
1,2-Dichloroethane	ND		160	66	ug/Kg	☼	09/19/12 15:00	09/20/12 08:22	1
1,2-Dichloropropane	ND		160	66	ug/Kg	☼	09/19/12 15:00	09/20/12 08:22	1
1,3-Dichlorobenzene	ND	*	160	66	ug/Kg	☼	09/19/12 15:00	09/20/12 08:22	1
1,3-Dichloropropane	ND		160	66	ug/Kg	☼	09/19/12 15:00	09/20/12 08:22	1
1,4-Dichlorobenzene	ND		160	66	ug/Kg	☼	09/19/12 15:00	09/20/12 08:22	1
2,2-Dichloropropane	ND	*	160	66	ug/Kg	☼	09/19/12 15:00	09/20/12 08:22	1
2-Butanone (MEK)	ND	*	1600	420	ug/Kg	☼	09/19/12 15:00	09/20/12 08:22	1
2-Chlorotoluene	ND		160	66	ug/Kg	☼	09/19/12 15:00	09/20/12 08:22	1
2-Hexanone	ND	*	1600	420	ug/Kg	☼	09/19/12 15:00	09/20/12 08:22	1
4-Chlorotoluene	ND		160	66	ug/Kg	☼	09/19/12 15:00	09/20/12 08:22	1
4-Isopropyltoluene	ND		160	66	ug/Kg	☼	09/19/12 15:00	09/20/12 08:22	1
4-Methyl-2-pentanone (MIBK)	ND		1600	410	ug/Kg	☼	09/19/12 15:00	09/20/12 08:22	1
Acetone	ND	*	16000	6600	ug/Kg	☼	09/19/12 15:00	09/20/12 08:22	1
Benzene	ND		160	66	ug/Kg	☼	09/19/12 15:00	09/20/12 08:22	1
Bromobenzene	ND		160	66	ug/Kg	☼	09/19/12 15:00	09/20/12 08:22	1
Bromoform	ND		160	66	ug/Kg	☼	09/19/12 15:00	09/20/12 08:22	1
Bromomethane	ND		330	66	ug/Kg	☼	09/19/12 15:00	09/20/12 08:22	1
Carbon tetrachloride	ND		160	66	ug/Kg	☼	09/19/12 15:00	09/20/12 08:22	1
Chlorobenzene	ND		160	66	ug/Kg	☼	09/19/12 15:00	09/20/12 08:22	1
Chlorobromomethane	ND		160	66	ug/Kg	☼	09/19/12 15:00	09/20/12 08:22	1
Chlorodibromomethane	ND		160	66	ug/Kg	☼	09/19/12 15:00	09/20/12 08:22	1
Chloroethane	ND	*	330	66	ug/Kg	☼	09/19/12 15:00	09/20/12 08:22	1
Chloroform	ND	*	160	66	ug/Kg	☼	09/19/12 15:00	09/20/12 08:22	1
Chloromethane	ND	*	330	66	ug/Kg	☼	09/19/12 15:00	09/20/12 08:22	1
cis-1,2-Dichloroethene	ND		160	66	ug/Kg	☼	09/19/12 15:00	09/20/12 08:22	1
cis-1,3-Dichloropropene	ND		160	66	ug/Kg	☼	09/19/12 15:00	09/20/12 08:22	1
Dibromomethane	ND		160	66	ug/Kg	☼	09/19/12 15:00	09/20/12 08:22	1
Dichlorobromomethane	ND		160	66	ug/Kg	☼	09/19/12 15:00	09/20/12 08:22	1
Ethylbenzene	ND		160	66	ug/Kg	☼	09/19/12 15:00	09/20/12 08:22	1
Ethylene Dibromide	ND		160	66	ug/Kg	☼	09/19/12 15:00	09/20/12 08:22	1
Hexachlorobutadiene	ND		160	68	ug/Kg	☼	09/19/12 15:00	09/20/12 08:22	1
Isopropylbenzene	ND		160	66	ug/Kg	☼	09/19/12 15:00	09/20/12 08:22	1
m-Xylene & p-Xylene	ND		330	84	ug/Kg	☼	09/19/12 15:00	09/20/12 08:22	1
Methyl tert-butyl ether	ND		160	66	ug/Kg	☼	09/19/12 15:00	09/20/12 08:22	1
Methylene Chloride	ND	*	660	84	ug/Kg	☼	09/19/12 15:00	09/20/12 08:22	1
n-Butylbenzene	ND		160	66	ug/Kg	☼	09/19/12 15:00	09/20/12 08:22	1
N-Propylbenzene	ND		160	66	ug/Kg	☼	09/19/12 15:00	09/20/12 08:22	1
Naphthalene	ND		1600	66	ug/Kg	☼	09/19/12 15:00	09/20/12 08:22	1

Method: 8260C - Volatile Organic Compounds by GC/MS (Continued)

Client Sample ID: SB-110 (4-5') — **Lab Sample ID: 360-42692-31**
Date Collected: 09/06/12 14:21 — **Matrix: Solid**
Date Received: 09/12/12 12:26 — **Percent Solids: 81.8**

Analyte	Result	Qualifier	RL	MDL	Unit	D	Prepared	Analyzed	Dil Fac
o-Xylene	ND		160	66	ug/Kg	☼	09/19/12 15:00	09/20/12 08:22	1
sec-Butylbenzene	ND		160	66	ug/Kg	☼	09/19/12 15:00	09/20/12 08:22	1
Styrene	ND		160	66	ug/Kg	☼	09/19/12 15:00	09/20/12 08:22	1
tert-Butylbenzene	ND		160	66	ug/Kg	☼	09/19/12 15:00	09/20/12 08:22	1
Tetrachloroethene	ND		160	66	ug/Kg	☼	09/19/12 15:00	09/20/12 08:22	1
Toluene	ND		160	66	ug/Kg	☼	09/19/12 15:00	09/20/12 08:22	1
trans-1,2-Dichloroethene	ND		160	66	ug/Kg	☼	09/19/12 15:00	09/20/12 08:22	1
trans-1,3-Dichloropropene	ND		160	66	ug/Kg	☼	09/19/12 15:00	09/20/12 08:22	1
Trichloroethene	ND		160	66	ug/Kg	☼	09/19/12 15:00	09/20/12 08:22	1
Trichlorofluoromethane	ND	*	330	66	ug/Kg	☼	09/19/12 15:00	09/20/12 08:22	1
Vinyl chloride	ND		160	66	ug/Kg	☼	09/19/12 15:00	09/20/12 08:22	1
1,3,5-Trimethylbenzene	ND		160	66	ug/Kg	☼	09/19/12 15:00	09/20/12 08:22	1

Surrogate	*%Recovery*	*Qualifier*	*Limits*	*Prepared*	*Analyzed*	*Dil Fac*
4-Bromofluorobenzene	*96*		*70 - 130*	*09/19/12 15:00*	*09/20/12 08:22*	*1*
Dibromofluoromethane	*95*		*70 - 130*	*09/19/12 15:00*	*09/20/12 08:22*	*1*
Toluene-d8 (Surr)	*107*		*70 - 130*	*09/19/12 15:00*	*09/20/12 08:22*	*1*

Client Sample ID: SB-112 (9-10') — **Lab Sample ID: 360-42692-32**
Date Collected: 09/07/12 09:04 — **Matrix: Solid**
Date Received: 09/12/12 12:26 — **Percent Solids: 86.5**

Analyte	Result	Qualifier	RL	MDL	Unit	D	Prepared	Analyzed	Dil Fac
1,1,1,2-Tetrachloroethane	ND		160	65	ug/Kg	☼	09/20/12 16:07	09/21/12 19:53	1
1,1,1-Trichloroethane	ND		160	65	ug/Kg	☼	09/20/12 16:07	09/21/12 19:53	1
1,1,2,2-Tetrachloroethane	ND		160	65	ug/Kg	☼	09/20/12 16:07	09/21/12 19:53	1
1,1,2-Trichloroethane	ND	*	160	65	ug/Kg	☼	09/20/12 16:07	09/21/12 19:53	1
1,1-Dichloroethane	ND		160	65	ug/Kg	☼	09/20/12 16:07	09/21/12 19:53	1
1,1-Dichloroethene	ND		160	65	ug/Kg	☼	09/20/12 16:07	09/21/12 19:53	1
1,1-Dichloropropene	ND		160	65	ug/Kg	☼	09/20/12 16:07	09/21/12 19:53	1
1,2,3-Trichlorobenzene	ND	*	160	65	ug/Kg	☼	09/20/12 16:07	09/21/12 19:53	1
1,2,3-Trichloropropane	ND		160	65	ug/Kg	☼	09/20/12 16:07	09/21/12 19:53	1
1,2,4-Trichlorobenzene	ND	*	160	79	ug/Kg	☼	09/20/12 16:07	09/21/12 19:53	1
1,2,4-Trimethylbenzene	ND		160	65	ug/Kg	☼	09/20/12 16:07	09/21/12 19:53	1
1,2-Dibromo-3-Chloropropane	ND	*	1600	65	ug/Kg	☼	09/20/12 16:07	09/21/12 19:53	1
1,2-Dichlorobenzene	ND	*	160	65	ug/Kg	☼	09/20/12 16:07	09/21/12 19:53	1
1,2-Dichloroethane	ND		160	65	ug/Kg	☼	09/20/12 16:07	09/21/12 19:53	1
1,2-Dichloropropane	ND		160	65	ug/Kg	☼	09/20/12 16:07	09/21/12 19:53	1
1,3-Dichlorobenzene	ND		160	65	ug/Kg	☼	09/20/12 16:07	09/21/12 19:53	1
1,3-Dichloropropane	ND	*	160	65	ug/Kg	☼	09/20/12 16:07	09/21/12 19:53	1
1,4-Dichlorobenzene	ND		160	65	ug/Kg	☼	09/20/12 16:07	09/21/12 19:53	1
2,2-Dichloropropane	ND		160	65	ug/Kg	☼	09/20/12 16:07	09/21/12 19:53	1
2-Butanone (MEK)	ND	*	1600	420	ug/Kg	☼	09/20/12 16:07	09/21/12 19:53	1
2-Chlorotoluene	ND		160	65	ug/Kg	☼	09/20/12 16:07	09/21/12 19:53	1
2-Hexanone	ND	*	1600	420	ug/Kg	☼	09/20/12 16:07	09/21/12 19:53	1
4-Chlorotoluene	ND		160	65	ug/Kg	☼	09/20/12 16:07	09/21/12 19:53	1
4-Isopropyltoluene	ND		160	65	ug/Kg	☼	09/20/12 16:07	09/21/12 19:53	1
4-Methyl-2-pentanone (MIBK)	ND	*	1600	410	ug/Kg	☼	09/20/12 16:07	09/21/12 19:53	1
Acetone	ND	*	16000	6500	ug/Kg	☼	09/20/12 16:07	09/21/12 19:53	1
Benzene	ND		160	65	ug/Kg	☼	09/20/12 16:07	09/21/12 19:53	1
Bromobenzene	ND		160	65	ug/Kg	☼	09/20/12 16:07	09/21/12 19:53	1
Bromoform	ND		160	65	ug/Kg	☼	09/20/12 16:07	09/21/12 19:53	1

Method: 8260C - Volatile Organic Compounds by GC/MS (Continued)

Client Sample ID: SB-112 (9-10') — **Lab Sample ID: 360-42692-32**
Date Collected: 09/07/12 09:04 — **Matrix: Solid**
Date Received: 09/12/12 12:26 — **Percent Solids: 86.5**

Analyte	Result	Qualifier	RL	MDL	Unit	D	Prepared	Analyzed	Dil Fac
Bromomethane	ND		330	65	ug/Kg	☼	09/20/12 16:07	09/21/12 19:53	1
Carbon tetrachloride	ND		160	65	ug/Kg	☼	09/20/12 16:07	09/21/12 19:53	1
Chlorobenzene	ND		160	65	ug/Kg	☼	09/20/12 16:07	09/21/12 19:53	1
Chlorobromomethane	ND		160	65	ug/Kg	☼	09/20/12 16:07	09/21/12 19:53	1
Chlorodibromomethane	ND		160	65	ug/Kg	☼	09/20/12 16:07	09/21/12 19:53	1
Chloroethane	ND		330	65	ug/Kg	☼	09/20/12 16:07	09/21/12 19:53	1
Chloroform	ND		160	65	ug/Kg	☼	09/20/12 16:07	09/21/12 19:53	1
Chloromethane	ND	*	330	65	ug/Kg	☼	09/20/12 16:07	09/21/12 19:53	1
cis-1,2-Dichloroethene	ND		160	65	ug/Kg	☼	09/20/12 16:07	09/21/12 19:53	1
cis-1,3-Dichloropropene	ND		160	65	ug/Kg	☼	09/20/12 16:07	09/21/12 19:53	1
Dibromomethane	ND		160	65	ug/Kg	☼	09/20/12 16:07	09/21/12 19:53	1
Dichlorobromomethane	ND		160	65	ug/Kg	☼	09/20/12 16:07	09/21/12 19:53	1
Ethylbenzene	ND		160	65	ug/Kg	☼	09/20/12 16:07	09/21/12 19:53	1
Ethylene Dibromide	ND	*	160	65	ug/Kg	☼	09/20/12 16:07	09/21/12 19:53	1
Hexachlorobutadiene	ND	*	160	68	ug/Kg	☼	09/20/12 16:07	09/21/12 19:53	1
Isopropylbenzene	ND		160	65	ug/Kg	☼	09/20/12 16:07	09/21/12 19:53	1
m-Xylene & p-Xylene	ND		330	83	ug/Kg	☼	09/20/12 16:07	09/21/12 19:53	1
Methyl tert-butyl ether	ND		160	65	ug/Kg	☼	09/20/12 16:07	09/21/12 19:53	1
Methylene Chloride	ND	*	650	330	ug/Kg	☼	09/20/12 16:07	09/21/12 19:53	1
n-Butylbenzene	ND		160	65	ug/Kg	☼	09/20/12 16:07	09/21/12 19:53	1
N-Propylbenzene	ND		160	65	ug/Kg	☼	09/20/12 16:07	09/21/12 19:53	1
Naphthalene	ND		1600	65	ug/Kg	☼	09/20/12 16:07	09/21/12 19:53	1
o-Xylene	ND		160	65	ug/Kg	☼	09/20/12 16:07	09/21/12 19:53	1
sec-Butylbenzene	ND		160	65	ug/Kg	☼	09/20/12 16:07	09/21/12 19:53	1
Styrene	ND		160	65	ug/Kg	☼	09/20/12 16:07	09/21/12 19:53	1
tert-Butylbenzene	ND		160	65	ug/Kg	☼	09/20/12 16:07	09/21/12 19:53	1
Tetrachloroethene	ND		160	65	ug/Kg	☼	09/20/12 16:07	09/21/12 19:53	1
Toluene	ND		160	65	ug/Kg	☼	09/20/12 16:07	09/21/12 19:53	1
trans-1,2-Dichloroethene	ND		160	65	ug/Kg	☼	09/20/12 16:07	09/21/12 19:53	1
trans-1,3-Dichloropropene	ND	*	160	65	ug/Kg	☼	09/20/12 16:07	09/21/12 19:53	1
Trichloroethene	ND		160	65	ug/Kg	☼	09/20/12 16:07	09/21/12 19:53	1
Trichlorofluoromethane	ND		330	65	ug/Kg	☼	09/20/12 16:07	09/21/12 19:53	1
Vinyl chloride	ND	*	160	65	ug/Kg	☼	09/20/12 16:07	09/21/12 19:53	1
1,3,5-Trimethylbenzene	ND		160	65	ug/Kg	☼	09/20/12 16:07	09/21/12 19:53	1

Surrogate	*%Recovery*	*Qualifier*	*Limits*	*Prepared*	*Analyzed*	*Dil Fac*
4-Bromofluorobenzene	*106*		*70 - 130*	*09/20/12 16:07*	*09/21/12 19:53*	*1*
Dibromofluoromethane	*99*		*70 - 130*	*09/20/12 16:07*	*09/21/12 19:53*	*1*
Toluene-d8 (Surr)	*106*		*70 - 130*	*09/20/12 16:07*	*09/21/12 19:53*	*1*

Client Sample ID: SB-114 (6-7') — **Lab Sample ID: 360-42692-33**
Date Collected: 09/07/12 09:40 — **Matrix: Solid**
Date Received: 09/12/12 12:26 — **Percent Solids: 87.5**

Analyte	Result	Qualifier	RL	MDL	Unit	D	Prepared	Analyzed	Dil Fac
1,1,1,2-Tetrachloroethane	ND		140	56	ug/Kg	☼	09/20/12 16:07	09/21/12 20:16	1
1,1,1-Trichloroethane	ND		140	56	ug/Kg	☼	09/20/12 16:07	09/21/12 20:16	1
1,1,2,2-Tetrachloroethane	ND		140	56	ug/Kg	☼	09/20/12 16:07	09/21/12 20:16	1
1,1,2-Trichloroethane	ND	*	140	56	ug/Kg	☼	09/20/12 16:07	09/21/12 20:16	1
1,1-Dichloroethane	ND		140	56	ug/Kg	☼	09/20/12 16:07	09/21/12 20:16	1
1,1-Dichloroethene	ND		140	56	ug/Kg	☼	09/20/12 16:07	09/21/12 20:16	1
1,1-Dichloropropene	ND		140	56	ug/Kg	☼	09/20/12 16:07	09/21/12 20:16	1

Method: 8260C - Volatile Organic Compounds by GC/MS (Continued)

Client Sample ID: SB-114 (6-7')
Date Collected: 09/07/12 09:40
Date Received: 09/12/12 12:26

Lab Sample ID: 360-42692-33
Matrix: Solid
Percent Solids: 87.5

Analyte	Result	Qualifier	RL	MDL	Unit	D	Prepared	Analyzed	Dil Fac
1,2,3-Trichlorobenzene	ND	*	140	56	ug/Kg	☼	09/20/12 16:07	09/21/12 20:16	1
1,2,3-Trichloropropane	ND		140	56	ug/Kg	☼	09/20/12 16:07	09/21/12 20:16	1
1,2,4-Trichlorobenzene	ND	*	140	68	ug/Kg	☼	09/20/12 16:07	09/21/12 20:16	1
1,2,4-Trimethylbenzene	ND		140	56	ug/Kg	☼	09/20/12 16:07	09/21/12 20:16	1
1,2-Dibromo-3-Chloropropane	ND	*	1400	56	ug/Kg	☼	09/20/12 16:07	09/21/12 20:16	1
1,2-Dichlorobenzene	ND	*	140	56	ug/Kg	☼	09/20/12 16:07	09/21/12 20:16	1
1,2-Dichloroethane	ND		140	56	ug/Kg	☼	09/20/12 16:07	09/21/12 20:16	1
1,2-Dichloropropane	ND		140	56	ug/Kg	☼	09/20/12 16:07	09/21/12 20:16	1
1,3-Dichlorobenzene	ND		140	56	ug/Kg	☼	09/20/12 16:07	09/21/12 20:16	1
1,3-Dichloropropane	ND	*	140	56	ug/Kg	☼	09/20/12 16:07	09/21/12 20:16	1
1,4-Dichlorobenzene	ND		140	56	ug/Kg	☼	09/20/12 16:07	09/21/12 20:16	1
2,2-Dichloropropane	ND		140	56	ug/Kg	☼	09/20/12 16:07	09/21/12 20:16	1
2-Butanone (MEK)	ND	*	1400	360	ug/Kg	☼	09/20/12 16:07	09/21/12 20:16	1
2-Chlorotoluene	ND		140	56	ug/Kg	☼	09/20/12 16:07	09/21/12 20:16	1
2-Hexanone	ND	*	1400	360	ug/Kg	☼	09/20/12 16:07	09/21/12 20:16	1
4-Chlorotoluene	ND		140	56	ug/Kg	☼	09/20/12 16:07	09/21/12 20:16	1
4-Isopropyltoluene	ND		140	56	ug/Kg	☼	09/20/12 16:07	09/21/12 20:16	1
4-Methyl-2-pentanone (MIBK)	ND	*	1400	350	ug/Kg	☼	09/20/12 16:07	09/21/12 20:16	1
Acetone	ND	*	14000	5600	ug/Kg	☼	09/20/12 16:07	09/21/12 20:16	1
Benzene	ND		140	56	ug/Kg	☼	09/20/12 16:07	09/21/12 20:16	1
Bromobenzene	ND		140	56	ug/Kg	☼	09/20/12 16:07	09/21/12 20:16	1
Bromoform	ND		140	56	ug/Kg	☼	09/20/12 16:07	09/21/12 20:16	1
Bromomethane	ND		280	56	ug/Kg	☼	09/20/12 16:07	09/21/12 20:16	1
Carbon tetrachloride	ND		140	56	ug/Kg	☼	09/20/12 16:07	09/21/12 20:16	1
Chlorobenzene	ND		140	56	ug/Kg	☼	09/20/12 16:07	09/21/12 20:16	1
Chlorobromomethane	ND		140	56	ug/Kg	☼	09/20/12 16:07	09/21/12 20:16	1
Chlorodibromomethane	ND		140	56	ug/Kg	☼	09/20/12 16:07	09/21/12 20:16	1
Chloroethane	ND		280	56	ug/Kg	☼	09/20/12 16:07	09/21/12 20:16	1
Chloroform	ND		140	56	ug/Kg	☼	09/20/12 16:07	09/21/12 20:16	1
Chloromethane	ND	*	280	56	ug/Kg	☼	09/20/12 16:07	09/21/12 20:16	1
cis-1,2-Dichloroethene	ND		140	56	ug/Kg	☼	09/20/12 16:07	09/21/12 20:16	1
cis-1,3-Dichloropropene	ND		140	56	ug/Kg	☼	09/20/12 16:07	09/21/12 20:16	1
Dibromomethane	ND		140	56	ug/Kg	☼	09/20/12 16:07	09/21/12 20:16	1
Dichlorobromomethane	ND		140	56	ug/Kg	☼	09/20/12 16:07	09/21/12 20:16	1
Ethylbenzene	ND		140	56	ug/Kg	☼	09/20/12 16:07	09/21/12 20:16	1
Ethylene Dibromide	ND	*	140	56	ug/Kg	☼	09/20/12 16:07	09/21/12 20:16	1
Hexachlorobutadiene	ND	*	140	58	ug/Kg	☼	09/20/12 16:07	09/21/12 20:16	1
Isopropylbenzene	ND		140	56	ug/Kg	☼	09/20/12 16:07	09/21/12 20:16	1
m-Xylene & p-Xylene	ND		280	72	ug/Kg	☼	09/20/12 16:07	09/21/12 20:16	1
Methyl tert-butyl ether	ND		140	56	ug/Kg	☼	09/20/12 16:07	09/21/12 20:16	1
Methylene Chloride	ND	*	560	280	ug/Kg	☼	09/20/12 16:07	09/21/12 20:16	1
n-Butylbenzene	ND		140	56	ug/Kg	☼	09/20/12 16:07	09/21/12 20:16	1
N-Propylbenzene	ND		140	56	ug/Kg	☼	09/20/12 16:07	09/21/12 20:16	1
Naphthalene	ND		1400	56	ug/Kg	☼	09/20/12 16:07	09/21/12 20:16	1
o-Xylene	ND		140	56	ug/Kg	☼	09/20/12 16:07	09/21/12 20:16	1
sec-Butylbenzene	ND		140	56	ug/Kg	☼	09/20/12 16:07	09/21/12 20:16	1
Styrene	ND		140	56	ug/Kg	☼	09/20/12 16:07	09/21/12 20:16	1
tert-Butylbenzene	ND		140	56	ug/Kg	☼	09/20/12 16:07	09/21/12 20:16	1
Tetrachloroethene	ND		140	56	ug/Kg	☼	09/20/12 16:07	09/21/12 20:16	1
Toluene	ND		140	56	ug/Kg	☼	09/20/12 16:07	09/21/12 20:16	1
trans-1,2-Dichloroethene	ND		140	56	ug/Kg	☼	09/20/12 16:07	09/21/12 20:16	1

Method: 8260C - Volatile Organic Compounds by GC/MS (Continued)

Client Sample ID: SB-114 (6-7') — **Lab Sample ID: 360-42692-33**
Date Collected: 09/07/12 09:40 — **Matrix: Solid**
Date Received: 09/12/12 12:26 — **Percent Solids: 87.5**

Analyte	Result	Qualifier	RL	MDL	Unit	D	Prepared	Analyzed	Dil Fac
trans-1,3-Dichloropropene	ND	*	140	56	ug/Kg	☼	09/20/12 16:07	09/21/12 20:16	1
Trichloroethene	ND		140	56	ug/Kg	☼	09/20/12 16:07	09/21/12 20:16	1
Trichlorofluoromethane	ND		280	56	ug/Kg	☼	09/20/12 16:07	09/21/12 20:16	1
Vinyl chloride	ND	*	140	56	ug/Kg	☼	09/20/12 16:07	09/21/12 20:16	1
1,3,5-Trimethylbenzene	ND		140	56	ug/Kg	☼	09/20/12 16:07	09/21/12 20:16	1

Surrogate	*%Recovery*	*Qualifier*	*Limits*	*Prepared*	*Analyzed*	*Dil Fac*
4-Bromofluorobenzene	*99*		*70 - 130*	*09/20/12 16:07*	*09/21/12 20:16*	*1*
Dibromofluoromethane	*84*		*70 - 130*	*09/20/12 16:07*	*09/21/12 20:16*	*1*
Toluene-d8 (Surr)	*89*		*70 - 130*	*09/20/12 16:07*	*09/21/12 20:16*	*1*

Client Sample ID: SB-117 (7-8') — **Lab Sample ID: 360-42692-34**
Date Collected: 09/07/12 10:45 — **Matrix: Solid**
Date Received: 09/12/12 12:26 — **Percent Solids: 88.1**

Analyte	Result	Qualifier	RL	MDL	Unit	D	Prepared	Analyzed	Dil Fac
1,1,1,2-Tetrachloroethane	ND		150	61	ug/Kg	☼	09/20/12 16:07	09/21/12 20:38	1
1,1,1-Trichloroethane	ND		150	61	ug/Kg	☼	09/20/12 16:07	09/21/12 20:38	1
1,1,2,2-Tetrachloroethane	ND		150	61	ug/Kg	☼	09/20/12 16:07	09/21/12 20:38	1
1,1,2-Trichloroethane	ND	*	150	61	ug/Kg	☼	09/20/12 16:07	09/21/12 20:38	1
1,1-Dichloroethane	ND		150	61	ug/Kg	☼	09/20/12 16:07	09/21/12 20:38	1
1,1-Dichloroethene	ND		150	61	ug/Kg	☼	09/20/12 16:07	09/21/12 20:38	1
1,1-Dichloropropene	ND		150	61	ug/Kg	☼	09/20/12 16:07	09/21/12 20:38	1
1,2,3-Trichlorobenzene	ND	*	150	61	ug/Kg	☼	09/20/12 16:07	09/21/12 20:38	1
1,2,3-Trichloropropane	ND		150	61	ug/Kg	☼	09/20/12 16:07	09/21/12 20:38	1
1,2,4-Trichlorobenzene	ND	*	150	74	ug/Kg	☼	09/20/12 16:07	09/21/12 20:38	1
1,2,4-Trimethylbenzene	ND		150	61	ug/Kg	☼	09/20/12 16:07	09/21/12 20:38	1
1,2-Dibromo-3-Chloropropane	ND	*	1500	61	ug/Kg	☼	09/20/12 16:07	09/21/12 20:38	1
1,2-Dichlorobenzene	ND	*	150	61	ug/Kg	☼	09/20/12 16:07	09/21/12 20:38	1
1,2-Dichloroethane	ND		150	61	ug/Kg	☼	09/20/12 16:07	09/21/12 20:38	1
1,2-Dichloropropane	ND		150	61	ug/Kg	☼	09/20/12 16:07	09/21/12 20:38	1
1,3-Dichlorobenzene	ND		150	61	ug/Kg	☼	09/20/12 16:07	09/21/12 20:38	1
1,3-Dichloropropane	ND	*	150	61	ug/Kg	☼	09/20/12 16:07	09/21/12 20:38	1
1,4-Dichlorobenzene	ND		150	61	ug/Kg	☼	09/20/12 16:07	09/21/12 20:38	1
2,2-Dichloropropane	ND		150	61	ug/Kg	☼	09/20/12 16:07	09/21/12 20:38	1
2-Butanone (MEK)	ND	*	1500	390	ug/Kg	☼	09/20/12 16:07	09/21/12 20:38	1
2-Chlorotoluene	ND		150	61	ug/Kg	☼	09/20/12 16:07	09/21/12 20:38	1
2-Hexanone	ND	*	1500	390	ug/Kg	☼	09/20/12 16:07	09/21/12 20:38	1
4-Chlorotoluene	ND		150	61	ug/Kg	☼	09/20/12 16:07	09/21/12 20:38	1
4-Isopropyltoluene	ND		150	61	ug/Kg	☼	09/20/12 16:07	09/21/12 20:38	1
4-Methyl-2-pentanone (MIBK)	ND	*	1500	380	ug/Kg	☼	09/20/12 16:07	09/21/12 20:38	1
Acetone	ND	*	15000	6100	ug/Kg	☼	09/20/12 16:07	09/21/12 20:38	1
Benzene	ND		150	61	ug/Kg	☼	09/20/12 16:07	09/21/12 20:38	1
Bromobenzene	ND		150	61	ug/Kg	☼	09/20/12 16:07	09/21/12 20:38	1
Bromoform	ND		150	61	ug/Kg	☼	09/20/12 16:07	09/21/12 20:38	1
Bromomethane	ND		300	61	ug/Kg	☼	09/20/12 16:07	09/21/12 20:38	1
Carbon tetrachloride	ND		150	61	ug/Kg	☼	09/20/12 16:07	09/21/12 20:38	1
Chlorobenzene	ND		150	61	ug/Kg	☼	09/20/12 16:07	09/21/12 20:38	1
Chlorobromomethane	ND		150	61	ug/Kg	☼	09/20/12 16:07	09/21/12 20:38	1
Chlorodibromomethane	ND		150	61	ug/Kg	☼	09/20/12 16:07	09/21/12 20:38	1
Chloroethane	ND		300	61	ug/Kg	☼	09/20/12 16:07	09/21/12 20:38	1
Chloroform	ND		150	61	ug/Kg	☼	09/20/12 16:07	09/21/12 20:38	1

Method: 8260C - Volatile Organic Compounds by GC/MS (Continued)

Client Sample ID: SB-117 (7-8') — **Lab Sample ID: 360-42692-34**
Date Collected: 09/07/12 10:45 — **Matrix: Solid**
Date Received: 09/12/12 12:26 — **Percent Solids: 88.1**

Analyte	Result	Qualifier	RL	MDL	Unit	D	Prepared	Analyzed	Dil Fac
Chloromethane	ND	*	300	61	ug/Kg	☼	09/20/12 16:07	09/21/12 20:38	1
cis-1,2-Dichloroethene	ND		150	61	ug/Kg	☼	09/20/12 16:07	09/21/12 20:38	1
cis-1,3-Dichloropropene	ND		150	61	ug/Kg	☼	09/20/12 16:07	09/21/12 20:38	1
Dibromomethane	ND		150	61	ug/Kg	☼	09/20/12 16:07	09/21/12 20:38	1
Dichlorobromomethane	ND		150	61	ug/Kg	☼	09/20/12 16:07	09/21/12 20:38	1
Ethylbenzene	ND		150	61	ug/Kg	☼	09/20/12 16:07	09/21/12 20:38	1
Ethylene Dibromide	ND	*	150	61	ug/Kg	☼	09/20/12 16:07	09/21/12 20:38	1
Hexachlorobutadiene	ND	*	150	63	ug/Kg	☼	09/20/12 16:07	09/21/12 20:38	1
Isopropylbenzene	ND		150	61	ug/Kg	☼	09/20/12 16:07	09/21/12 20:38	1
m-Xylene & p-Xylene	ND		300	78	ug/Kg	☼	09/20/12 16:07	09/21/12 20:38	1
Methyl tert-butyl ether	ND		150	61	ug/Kg	☼	09/20/12 16:07	09/21/12 20:38	1
Methylene Chloride	ND	*	610	300	ug/Kg	☼	09/20/12 16:07	09/21/12 20:38	1
n-Butylbenzene	ND		150	61	ug/Kg	☼	09/20/12 16:07	09/21/12 20:38	1
N-Propylbenzene	ND		150	61	ug/Kg	☼	09/20/12 16:07	09/21/12 20:38	1
Naphthalene	ND		1500	61	ug/Kg	☼	09/20/12 16:07	09/21/12 20:38	1
o-Xylene	ND		150	61	ug/Kg	☼	09/20/12 16:07	09/21/12 20:38	1
sec-Butylbenzene	ND		150	61	ug/Kg	☼	09/20/12 16:07	09/21/12 20:38	1
Styrene	ND		150	61	ug/Kg	☼	09/20/12 16:07	09/21/12 20:38	1
tert-Butylbenzene	ND		150	61	ug/Kg	☼	09/20/12 16:07	09/21/12 20:38	1
Tetrachloroethene	ND		150	61	ug/Kg	☼	09/20/12 16:07	09/21/12 20:38	1
Toluene	ND		150	61	ug/Kg	☼	09/20/12 16:07	09/21/12 20:38	1
trans-1,2-Dichloroethene	ND		150	61	ug/Kg	☼	09/20/12 16:07	09/21/12 20:38	1
trans-1,3-Dichloropropene	ND	*	150	61	ug/Kg	☼	09/20/12 16:07	09/21/12 20:38	1
Trichloroethene	ND		150	61	ug/Kg	☼	09/20/12 16:07	09/21/12 20:38	1
Trichlorofluoromethane	ND		300	61	ug/Kg	☼	09/20/12 16:07	09/21/12 20:38	1
Vinyl chloride	ND	*	150	61	ug/Kg	☼	09/20/12 16:07	09/21/12 20:38	1
1,3,5-Trimethylbenzene	ND		150	61	ug/Kg	☼	09/20/12 16:07	09/21/12 20:38	1

Surrogate	*%Recovery*	*Qualifier*	*Limits*	*Prepared*	*Analyzed*	*Dil Fac*
4-Bromofluorobenzene	*100*		*70 - 130*	*09/20/12 16:07*	*09/21/12 20:38*	*1*
Dibromofluoromethane	*85*		*70 - 130*	*09/20/12 16:07*	*09/21/12 20:38*	*1*
Toluene-d8 (Surr)	*89*		*70 - 130*	*09/20/12 16:07*	*09/21/12 20:38*	*1*

Client Sample ID: SB-119 (6-7') — **Lab Sample ID: 360-42692-35**
Date Collected: 09/07/12 11:10 — **Matrix: Solid**
Date Received: 09/12/12 12:26 — **Percent Solids: 91.8**

Analyte	Result	Qualifier	RL	MDL	Unit	D	Prepared	Analyzed	Dil Fac
1,1,1,2-Tetrachloroethane	ND		140	57	ug/Kg	☼	09/20/12 16:07	09/21/12 21:01	1
1,1,1-Trichloroethane	ND		140	57	ug/Kg	☼	09/20/12 16:07	09/21/12 21:01	1
1,1,2,2-Tetrachloroethane	ND		140	57	ug/Kg	☼	09/20/12 16:07	09/21/12 21:01	1
1,1,2-Trichloroethane	ND	*	140	57	ug/Kg	☼	09/20/12 16:07	09/21/12 21:01	1
1,1-Dichloroethane	ND		140	57	ug/Kg	☼	09/20/12 16:07	09/21/12 21:01	1
1,1-Dichloroethene	ND		140	57	ug/Kg	☼	09/20/12 16:07	09/21/12 21:01	1
1,1-Dichloropropene	ND		140	57	ug/Kg	☼	09/20/12 16:07	09/21/12 21:01	1
1,2,3-Trichlorobenzene	ND	*	140	57	ug/Kg	☼	09/20/12 16:07	09/21/12 21:01	1
1,2,3-Trichloropropane	ND		140	57	ug/Kg	☼	09/20/12 16:07	09/21/12 21:01	1
1,2,4-Trichlorobenzene	ND	*	140	70	ug/Kg	☼	09/20/12 16:07	09/21/12 21:01	1
1,2,4-Trimethylbenzene	ND		140	57	ug/Kg	☼	09/20/12 16:07	09/21/12 21:01	1
1,2-Dibromo-3-Chloropropane	ND	*	1400	57	ug/Kg	☼	09/20/12 16:07	09/21/12 21:01	1
1,2-Dichlorobenzene	ND	*	140	57	ug/Kg	☼	09/20/12 16:07	09/21/12 21:01	1
1,2-Dichloroethane	ND		140	57	ug/Kg	☼	09/20/12 16:07	09/21/12 21:01	1

Method: 8260C - Volatile Organic Compounds by GC/MS (Continued)

Client Sample ID: SB-119 (6-7')
Date Collected: 09/07/12 11:10
Date Received: 09/12/12 12:26

Lab Sample ID: 360-42692-35
Matrix: Solid
Percent Solids: 91.8

Analyte	Result	Qualifier	RL	MDL	Unit	D	Prepared	Analyzed	Dil Fac
1,2-Dichloropropane	ND		140	57	ug/Kg	☼	09/20/12 16:07	09/21/12 21:01	1
1,3-Dichlorobenzene	ND		140	57	ug/Kg	☼	09/20/12 16:07	09/21/12 21:01	1
1,3-Dichloropropane	ND	*	140	57	ug/Kg	☼	09/20/12 16:07	09/21/12 21:01	1
1,4-Dichlorobenzene	ND		140	57	ug/Kg	☼	09/20/12 16:07	09/21/12 21:01	1
2,2-Dichloropropane	ND		140	57	ug/Kg	☼	09/20/12 16:07	09/21/12 21:01	1
2-Butanone (MEK)	ND	*	1400	370	ug/Kg	☼	09/20/12 16:07	09/21/12 21:01	1
2-Chlorotoluene	ND		140	57	ug/Kg	☼	09/20/12 16:07	09/21/12 21:01	1
2-Hexanone	ND	*	1400	370	ug/Kg	☼	09/20/12 16:07	09/21/12 21:01	1
4-Chlorotoluene	ND		140	57	ug/Kg	☼	09/20/12 16:07	09/21/12 21:01	1
4-Isopropyltoluene	ND		140	57	ug/Kg	☼	09/20/12 16:07	09/21/12 21:01	1
4-Methyl-2-pentanone (MIBK)	ND	*	1400	360	ug/Kg	☼	09/20/12 16:07	09/21/12 21:01	1
Acetone	ND	*	14000	5700	ug/Kg	☼	09/20/12 16:07	09/21/12 21:01	1
Benzene	ND		140	57	ug/Kg	☼	09/20/12 16:07	09/21/12 21:01	1
Bromobenzene	ND		140	57	ug/Kg	☼	09/20/12 16:07	09/21/12 21:01	1
Bromoform	ND		140	57	ug/Kg	☼	09/20/12 16:07	09/21/12 21:01	1
Bromomethane	ND		290	57	ug/Kg	☼	09/20/12 16:07	09/21/12 21:01	1
Carbon tetrachloride	ND		140	57	ug/Kg	☼	09/20/12 16:07	09/21/12 21:01	1
Chlorobenzene	ND		140	57	ug/Kg	☼	09/20/12 16:07	09/21/12 21:01	1
Chlorobromomethane	ND		140	57	ug/Kg	☼	09/20/12 16:07	09/21/12 21:01	1
Chlorodibromomethane	ND		140	57	ug/Kg	☼	09/20/12 16:07	09/21/12 21:01	1
Chloroethane	ND		290	57	ug/Kg	☼	09/20/12 16:07	09/21/12 21:01	1
Chloroform	ND		140	57	ug/Kg	☼	09/20/12 16:07	09/21/12 21:01	1
Chloromethane	ND	*	290	57	ug/Kg	☼	09/20/12 16:07	09/21/12 21:01	1
cis-1,2-Dichloroethene	ND		140	57	ug/Kg	☼	09/20/12 16:07	09/21/12 21:01	1
cis-1,3-Dichloropropene	ND		140	57	ug/Kg	☼	09/20/12 16:07	09/21/12 21:01	1
Dibromomethane	ND		140	57	ug/Kg	☼	09/20/12 16:07	09/21/12 21:01	1
Dichlorobromomethane	ND		140	57	ug/Kg	☼	09/20/12 16:07	09/21/12 21:01	1
Ethylbenzene	ND		140	57	ug/Kg	☼	09/20/12 16:07	09/21/12 21:01	1
Ethylene Dibromide	ND	*	140	57	ug/Kg	☼	09/20/12 16:07	09/21/12 21:01	1
Hexachlorobutadiene	ND	*	140	60	ug/Kg	☼	09/20/12 16:07	09/21/12 21:01	1
Isopropylbenzene	ND		140	57	ug/Kg	☼	09/20/12 16:07	09/21/12 21:01	1
m-Xylene & p-Xylene	ND		290	74	ug/Kg	☼	09/20/12 16:07	09/21/12 21:01	1
Methyl tert-butyl ether	ND		140	57	ug/Kg	☼	09/20/12 16:07	09/21/12 21:01	1
Methylene Chloride	ND	*	570	290	ug/Kg	☼	09/20/12 16:07	09/21/12 21:01	1
n-Butylbenzene	ND		140	57	ug/Kg	☼	09/20/12 16:07	09/21/12 21:01	1
N-Propylbenzene	ND		140	57	ug/Kg	☼	09/20/12 16:07	09/21/12 21:01	1
Naphthalene	ND		1400	57	ug/Kg	☼	09/20/12 16:07	09/21/12 21:01	1
o-Xylene	ND		140	57	ug/Kg	☼	09/20/12 16:07	09/21/12 21:01	1
sec-Butylbenzene	ND		140	57	ug/Kg	☼	09/20/12 16:07	09/21/12 21:01	1
Styrene	ND		140	57	ug/Kg	☼	09/20/12 16:07	09/21/12 21:01	1
tert-Butylbenzene	ND		140	57	ug/Kg	☼	09/20/12 16:07	09/21/12 21:01	1
Tetrachloroethene	ND		140	57	ug/Kg	☼	09/20/12 16:07	09/21/12 21:01	1
Toluene	ND		140	57	ug/Kg	☼	09/20/12 16:07	09/21/12 21:01	1
trans-1,2-Dichloroethene	ND		140	57	ug/Kg	☼	09/20/12 16:07	09/21/12 21:01	1
trans-1,3-Dichloropropene	ND	*	140	57	ug/Kg	☼	09/20/12 16:07	09/21/12 21:01	1
Trichloroethene	ND		140	57	ug/Kg	☼	09/20/12 16:07	09/21/12 21:01	1
Trichlorofluoromethane	ND		290	57	ug/Kg	☼	09/20/12 16:07	09/21/12 21:01	1
Vinyl chloride	ND	*	140	57	ug/Kg	☼	09/20/12 16:07	09/21/12 21:01	1
1,3,5-Trimethylbenzene	ND		140	57	ug/Kg	☼	09/20/12 16:07	09/21/12 21:01	1

Method: 8260C - Volatile Organic Compounds by GC/MS (Continued)

Surrogate	%Recovery	Qualifier	Limits	Prepared	Analyzed	Dil Fac
4-Bromofluorobenzene	86		70 - 130	09/20/12 16:07	09/21/12 21:01	1
Dibromofluoromethane	97		70 - 130	09/20/12 16:07	09/21/12 21:01	1
Toluene-d8 (Surr)	78		70 - 130	09/20/12 16:07	09/21/12 21:01	1

Client Sample ID: SB-120 (5-6') — **Lab Sample ID: 360-42692-36**
Date Collected: 09/07/12 11:25 — **Matrix: Solid**
Date Received: 09/12/12 12:26 — **Percent Solids: 89.9**

Analyte	Result	Qualifier	RL	MDL	Unit	D	Prepared	Analyzed	Dil Fac
1,1,1,2-Tetrachloroethane	ND		160	62	ug/Kg	☼	09/20/12 16:07	09/21/12 21:24	1
1,1,1-Trichloroethane	ND		160	62	ug/Kg	☼	09/20/12 16:07	09/21/12 21:24	1
1,1,2,2-Tetrachloroethane	ND		160	62	ug/Kg	☼	09/20/12 16:07	09/21/12 21:24	1
1,1,2-Trichloroethane	ND	*	160	62	ug/Kg	☼	09/20/12 16:07	09/21/12 21:24	1
1,1-Dichloroethane	ND		160	62	ug/Kg	☼	09/20/12 16:07	09/21/12 21:24	1
1,1-Dichloroethene	ND		160	62	ug/Kg	☼	09/20/12 16:07	09/21/12 21:24	1
1,1-Dichloropropene	ND		160	62	ug/Kg	☼	09/20/12 16:07	09/21/12 21:24	1
1,2,3-Trichlorobenzene	ND	*	160	62	ug/Kg	☼	09/20/12 16:07	09/21/12 21:24	1
1,2,3-Trichloropropane	ND		160	62	ug/Kg	☼	09/20/12 16:07	09/21/12 21:24	1
1,2,4-Trichlorobenzene	ND	*	160	76	ug/Kg	☼	09/20/12 16:07	09/21/12 21:24	1
1,2,4-Trimethylbenzene	ND		160	62	ug/Kg	☼	09/20/12 16:07	09/21/12 21:24	1
1,2-Dibromo-3-Chloropropane	ND	*	1600	62	ug/Kg	☼	09/20/12 16:07	09/21/12 21:24	1
1,2-Dichlorobenzene	ND	*	160	62	ug/Kg	☼	09/20/12 16:07	09/21/12 21:24	1
1,2-Dichloroethane	ND		160	62	ug/Kg	☼	09/20/12 16:07	09/21/12 21:24	1
1,2-Dichloropropane	ND		160	62	ug/Kg	☼	09/20/12 16:07	09/21/12 21:24	1
1,3-Dichlorobenzene	ND		160	62	ug/Kg	☼	09/20/12 16:07	09/21/12 21:24	1
1,3-Dichloropropane	ND	*	160	62	ug/Kg	☼	09/20/12 16:07	09/21/12 21:24	1
1,4-Dichlorobenzene	ND		160	62	ug/Kg	☼	09/20/12 16:07	09/21/12 21:24	1
2,2-Dichloropropane	ND		160	62	ug/Kg	☼	09/20/12 16:07	09/21/12 21:24	1
2-Butanone (MEK)	ND	*	1600	400	ug/Kg	☼	09/20/12 16:07	09/21/12 21:24	1
2-Chlorotoluene	ND		160	62	ug/Kg	☼	09/20/12 16:07	09/21/12 21:24	1
2-Hexanone	ND	*	1600	400	ug/Kg	☼	09/20/12 16:07	09/21/12 21:24	1
4-Chlorotoluene	ND		160	62	ug/Kg	☼	09/20/12 16:07	09/21/12 21:24	1
4-Isopropyltoluene	ND		160	62	ug/Kg	☼	09/20/12 16:07	09/21/12 21:24	1
4-Methyl-2-pentanone (MIBK)	ND	*	1600	390	ug/Kg	☼	09/20/12 16:07	09/21/12 21:24	1
Acetone	ND	*	16000	6200	ug/Kg	☼	09/20/12 16:07	09/21/12 21:24	1
Benzene	ND		160	62	ug/Kg	☼	09/20/12 16:07	09/21/12 21:24	1
Bromobenzene	ND		160	62	ug/Kg	☼	09/20/12 16:07	09/21/12 21:24	1
Bromoform	ND		160	62	ug/Kg	☼	09/20/12 16:07	09/21/12 21:24	1
Bromomethane	ND		310	62	ug/Kg	☼	09/20/12 16:07	09/21/12 21:24	1
Carbon tetrachloride	ND		160	62	ug/Kg	☼	09/20/12 16:07	09/21/12 21:24	1
Chlorobenzene	ND		160	62	ug/Kg	☼	09/20/12 16:07	09/21/12 21:24	1
Chlorobromomethane	ND		160	62	ug/Kg	☼	09/20/12 16:07	09/21/12 21:24	1
Chlorodibromomethane	ND		160	62	ug/Kg	☼	09/20/12 16:07	09/21/12 21:24	1
Chloroethane	ND		310	62	ug/Kg	☼	09/20/12 16:07	09/21/12 21:24	1
Chloroform	ND		160	62	ug/Kg	☼	09/20/12 16:07	09/21/12 21:24	1
Chloromethane	ND	*	310	62	ug/Kg	☼	09/20/12 16:07	09/21/12 21:24	1
cis-1,2-Dichloroethene	ND		160	62	ug/Kg	☼	09/20/12 16:07	09/21/12 21:24	1
cis-1,3-Dichloropropene	ND		160	62	ug/Kg	☼	09/20/12 16:07	09/21/12 21:24	1
Dibromomethane	ND		160	62	ug/Kg	☼	09/20/12 16:07	09/21/12 21:24	1
Dichlorobromomethane	ND		160	62	ug/Kg	☼	09/20/12 16:07	09/21/12 21:24	1
Ethylbenzene	ND		160	62	ug/Kg	☼	09/20/12 16:07	09/21/12 21:24	1
Ethylene Dibromide	ND	*	160	62	ug/Kg	☼	09/20/12 16:07	09/21/12 21:24	1
Hexachlorobutadiene	ND	*	160	65	ug/Kg	☼	09/20/12 16:07	09/21/12 21:24	1
Isopropylbenzene	ND		160	62	ug/Kg	☼	09/20/12 16:07	09/21/12 21:24	1
m-Xylene & p-Xylene	ND		310	80	ug/Kg	☼	09/20/12 16:07	09/21/12 21:24	1

Method: 8260C - Volatile Organic Compounds by GC/MS (Continued)

Client Sample ID: SB-120 (5-6')
Date Collected: 09/07/12 11:25
Date Received: 09/12/12 12:26

Lab Sample ID: 360-42692-36
Matrix: Solid
Percent Solids: 89.9

Analyte	Result	Qualifier	RL	MDL	Unit	D	Prepared	Analyzed	Dil Fac
Methyl tert-butyl ether	ND		160	62	ug/Kg	☼	09/20/12 16:07	09/21/12 21:24	1
Methylene Chloride	ND	*	620	310	ug/Kg	☼	09/20/12 16:07	09/21/12 21:24	1
n-Butylbenzene	ND		160	62	ug/Kg	☼	09/20/12 16:07	09/21/12 21:24	1
N-Propylbenzene	ND		160	62	ug/Kg	☼	09/20/12 16:07	09/21/12 21:24	1
Naphthalene	ND		1600	62	ug/Kg	☼	09/20/12 16:07	09/21/12 21:24	1
o-Xylene	ND		160	62	ug/Kg	☼	09/20/12 16:07	09/21/12 21:24	1
sec-Butylbenzene	ND		160	62	ug/Kg	☼	09/20/12 16:07	09/21/12 21:24	1
Styrene	ND		160	62	ug/Kg	☼	09/20/12 16:07	09/21/12 21:24	1
tert-Butylbenzene	ND		160	62	ug/Kg	☼	09/20/12 16:07	09/21/12 21:24	1
Tetrachloroethene	ND		160	62	ug/Kg	☼	09/20/12 16:07	09/21/12 21:24	1
Toluene	ND		160	62	ug/Kg	☼	09/20/12 16:07	09/21/12 21:24	1
trans-1,2-Dichloroethene	ND		160	62	ug/Kg	☼	09/20/12 16:07	09/21/12 21:24	1
trans-1,3-Dichloropropene	ND	*	160	62	ug/Kg	☼	09/20/12 16:07	09/21/12 21:24	1
Trichloroethene	ND		160	62	ug/Kg	☼	09/20/12 16:07	09/21/12 21:24	1
Trichlorofluoromethane	ND		310	62	ug/Kg	☼	09/20/12 16:07	09/21/12 21:24	1
Vinyl chloride	ND	*	160	62	ug/Kg	☼	09/20/12 16:07	09/21/12 21:24	1
1,3,5-Trimethylbenzene	ND		160	62	ug/Kg	☼	09/20/12 16:07	09/21/12 21:24	1

Surrogate	*%Recovery*	*Qualifier*	*Limits*	*Prepared*	*Analyzed*	*Dil Fac*
4-Bromofluorobenzene	*99*		*70 - 130*	*09/20/12 16:07*	*09/21/12 21:24*	*1*
Dibromofluoromethane	*96*		*70 - 130*	*09/20/12 16:07*	*09/21/12 21:24*	*1*
Toluene-d8 (Surr)	*79*		*70 - 130*	*09/20/12 16:07*	*09/21/12 21:24*	*1*

Client Sample ID: SB-121 (5-6')
Date Collected: 09/07/12 11:40
Date Received: 09/12/12 12:26

Lab Sample ID: 360-42692-37
Matrix: Solid
Percent Solids: 91.5

Analyte	Result	Qualifier	RL	MDL	Unit	D	Prepared	Analyzed	Dil Fac
1,1,1,2-Tetrachloroethane	ND		150	62	ug/Kg	☼	09/20/12 16:07	09/21/12 21:47	1
1,1,1-Trichloroethane	ND		150	62	ug/Kg	☼	09/20/12 16:07	09/21/12 21:47	1
1,1,2,2-Tetrachloroethane	ND		150	62	ug/Kg	☼	09/20/12 16:07	09/21/12 21:47	1
1,1,2-Trichloroethane	ND	*	150	62	ug/Kg	☼	09/20/12 16:07	09/21/12 21:47	1
1,1-Dichloroethane	ND		150	62	ug/Kg	☼	09/20/12 16:07	09/21/12 21:47	1
1,1-Dichloroethene	ND		150	62	ug/Kg	☼	09/20/12 16:07	09/21/12 21:47	1
1,1-Dichloropropene	ND		150	62	ug/Kg	☼	09/20/12 16:07	09/21/12 21:47	1
1,2,3-Trichlorobenzene	ND	*	150	62	ug/Kg	☼	09/20/12 16:07	09/21/12 21:47	1
1,2,3-Trichloropropane	ND		150	62	ug/Kg	☼	09/20/12 16:07	09/21/12 21:47	1
1,2,4-Trichlorobenzene	ND	*	150	75	ug/Kg	☼	09/20/12 16:07	09/21/12 21:47	1
1,2,4-Trimethylbenzene	ND		150	62	ug/Kg	☼	09/20/12 16:07	09/21/12 21:47	1
1,2-Dibromo-3-Chloropropane	ND	*	1500	62	ug/Kg	☼	09/20/12 16:07	09/21/12 21:47	1
1,2-Dichlorobenzene	ND	*	150	62	ug/Kg	☼	09/20/12 16:07	09/21/12 21:47	1
1,2-Dichloroethane	ND		150	62	ug/Kg	☼	09/20/12 16:07	09/21/12 21:47	1
1,2-Dichloropropane	ND		150	62	ug/Kg	☼	09/20/12 16:07	09/21/12 21:47	1
1,3-Dichlorobenzene	ND		150	62	ug/Kg	☼	09/20/12 16:07	09/21/12 21:47	1
1,3-Dichloropropane	ND	*	150	62	ug/Kg	☼	09/20/12 16:07	09/21/12 21:47	1
1,4-Dichlorobenzene	ND		150	62	ug/Kg	☼	09/20/12 16:07	09/21/12 21:47	1
2,2-Dichloropropane	ND		150	62	ug/Kg	☼	09/20/12 16:07	09/21/12 21:47	1
2-Butanone (MEK)	ND	*	1500	390	ug/Kg	☼	09/20/12 16:07	09/21/12 21:47	1
2-Chlorotoluene	ND		150	62	ug/Kg	☼	09/20/12 16:07	09/21/12 21:47	1
2-Hexanone	ND	*	1500	390	ug/Kg	☼	09/20/12 16:07	09/21/12 21:47	1
4-Chlorotoluene	ND		150	62	ug/Kg	☼	09/20/12 16:07	09/21/12 21:47	1
4-Isopropyltoluene	ND		150	62	ug/Kg	☼	09/20/12 16:07	09/21/12 21:47	1

Method: 8260C - Volatile Organic Compounds by GC/MS (Continued)

Client Sample ID: SB-121 (5-6') — **Lab Sample ID: 360-42692-37**
Date Collected: 09/07/12 11:40 — **Matrix: Solid**
Date Received: 09/12/12 12:26 — **Percent Solids: 91.5**

Analyte	Result	Qualifier	RL	MDL	Unit	D	Prepared	Analyzed	Dil Fac
4-Methyl-2-pentanone (MIBK)	ND	*	1500	390	ug/Kg	☼	09/20/12 16:07	09/21/12 21:47	1
Acetone	ND	*	15000	6200	ug/Kg	☼	09/20/12 16:07	09/21/12 21:47	1
Benzene	ND		150	62	ug/Kg	☼	09/20/12 16:07	09/21/12 21:47	1
Bromobenzene	ND		150	62	ug/Kg	☼	09/20/12 16:07	09/21/12 21:47	1
Bromoform	ND		150	62	ug/Kg	☼	09/20/12 16:07	09/21/12 21:47	1
Bromomethane	ND		310	62	ug/Kg	☼	09/20/12 16:07	09/21/12 21:47	1
Carbon tetrachloride	ND		150	62	ug/Kg	☼	09/20/12 16:07	09/21/12 21:47	1
Chlorobenzene	ND		150	62	ug/Kg	☼	09/20/12 16:07	09/21/12 21:47	1
Chlorobromomethane	ND		150	62	ug/Kg	☼	09/20/12 16:07	09/21/12 21:47	1
Chlorodibromomethane	ND		150	62	ug/Kg	☼	09/20/12 16:07	09/21/12 21:47	1
Chloroethane	ND		310	62	ug/Kg	☼	09/20/12 16:07	09/21/12 21:47	1
Chloroform	ND		150	62	ug/Kg	☼	09/20/12 16:07	09/21/12 21:47	1
Chloromethane	ND	*	310	62	ug/Kg	☼	09/20/12 16:07	09/21/12 21:47	1
cis-1,2-Dichloroethene	ND		150	62	ug/Kg	☼	09/20/12 16:07	09/21/12 21:47	1
cis-1,3-Dichloropropene	ND		150	62	ug/Kg	☼	09/20/12 16:07	09/21/12 21:47	1
Dibromomethane	ND		150	62	ug/Kg	☼	09/20/12 16:07	09/21/12 21:47	1
Dichlorobromomethane	ND		150	62	ug/Kg	☼	09/20/12 16:07	09/21/12 21:47	1
Ethylbenzene	ND		150	62	ug/Kg	☼	09/20/12 16:07	09/21/12 21:47	1
Ethylene Dibromide	ND	*	150	62	ug/Kg	☼	09/20/12 16:07	09/21/12 21:47	1
Hexachlorobutadiene	ND	*	150	64	ug/Kg	☼	09/20/12 16:07	09/21/12 21:47	1
Isopropylbenzene	ND		150	62	ug/Kg	☼	09/20/12 16:07	09/21/12 21:47	1
m-Xylene & p-Xylene	ND		310	79	ug/Kg	☼	09/20/12 16:07	09/21/12 21:47	1
Methyl tert-butyl ether	ND		150	62	ug/Kg	☼	09/20/12 16:07	09/21/12 21:47	1
Methylene Chloride	ND	*	620	310	ug/Kg	☼	09/20/12 16:07	09/21/12 21:47	1
n-Butylbenzene	ND		150	62	ug/Kg	☼	09/20/12 16:07	09/21/12 21:47	1
N-Propylbenzene	ND		150	62	ug/Kg	☼	09/20/12 16:07	09/21/12 21:47	1
Naphthalene	ND		1500	62	ug/Kg	☼	09/20/12 16:07	09/21/12 21:47	1
o-Xylene	ND		150	62	ug/Kg	☼	09/20/12 16:07	09/21/12 21:47	1
sec-Butylbenzene	ND		150	62	ug/Kg	☼	09/20/12 16:07	09/21/12 21:47	1
Styrene	ND		150	62	ug/Kg	☼	09/20/12 16:07	09/21/12 21:47	1
tert-Butylbenzene	ND		150	62	ug/Kg	☼	09/20/12 16:07	09/21/12 21:47	1
Tetrachloroethene	ND		150	62	ug/Kg	☼	09/20/12 16:07	09/21/12 21:47	1
Toluene	ND		150	62	ug/Kg	☼	09/20/12 16:07	09/21/12 21:47	1
trans-1,2-Dichloroethene	ND		150	62	ug/Kg	☼	09/20/12 16:07	09/21/12 21:47	1
trans-1,3-Dichloropropene	ND	*	150	62	ug/Kg	☼	09/20/12 16:07	09/21/12 21:47	1
Trichloroethene	ND		150	62	ug/Kg	☼	09/20/12 16:07	09/21/12 21:47	1
Trichlorofluoromethane	ND		310	62	ug/Kg	☼	09/20/12 16:07	09/21/12 21:47	1
Vinyl chloride	ND	*	150	62	ug/Kg	☼	09/20/12 16:07	09/21/12 21:47	1
1,3,5-Trimethylbenzene	ND		150	62	ug/Kg	☼	09/20/12 16:07	09/21/12 21:47	1

Surrogate	*%Recovery*	*Qualifier*	*Limits*	*Prepared*	*Analyzed*	*Dil Fac*
4-Bromofluorobenzene	*105*		*70 - 130*	*09/20/12 16:07*	*09/21/12 21:47*	*1*
Dibromofluoromethane	*98*		*70 - 130*	*09/20/12 16:07*	*09/21/12 21:47*	*1*
Toluene-d8 (Surr)	*104*		*70 - 130*	*09/20/12 16:07*	*09/21/12 21:47*	*1*

Client Sample ID: SB-121 D — **Lab Sample ID: 360-42692-38**
Date Collected: 09/07/12 11:50 — **Matrix: Solid**
Date Received: 09/12/12 12:26 — **Percent Solids: 92.1**

Analyte	Result	Qualifier	RL	MDL	Unit	D	Prepared	Analyzed	Dil Fac
1,1,1,2-Tetrachloroethane	ND		140	57	ug/Kg	☼	09/20/12 16:07	09/21/12 22:09	1
1,1,1-Trichloroethane	ND		140	57	ug/Kg	☼	09/20/12 16:07	09/21/12 22:09	1

Method: 8260C - Volatile Organic Compounds by GC/MS (Continued)

Client Sample ID: SB-121 D
Date Collected: 09/07/12 11:50
Date Received: 09/12/12 12:26

Lab Sample ID: 360-42692-38
Matrix: Solid
Percent Solids: 92.1

Analyte	Result	Qualifier	RL	MDL	Unit	D	Prepared	Analyzed	Dil Fac
1,1,2,2-Tetrachloroethane	ND		140	57	ug/Kg	☼	09/20/12 16:07	09/21/12 22:09	1
1,1,2-Trichloroethane	ND	*	140	57	ug/Kg	☼	09/20/12 16:07	09/21/12 22:09	1
1,1-Dichloroethane	ND		140	57	ug/Kg	☼	09/20/12 16:07	09/21/12 22:09	1
1,1-Dichloroethene	ND		140	57	ug/Kg	☼	09/20/12 16:07	09/21/12 22:09	1
1,1-Dichloropropene	ND		140	57	ug/Kg	☼	09/20/12 16:07	09/21/12 22:09	1
1,2,3-Trichlorobenzene	ND	*	140	57	ug/Kg	☼	09/20/12 16:07	09/21/12 22:09	1
1,2,3-Trichloropropane	ND		140	57	ug/Kg	☼	09/20/12 16:07	09/21/12 22:09	1
1,2,4-Trichlorobenzene	ND	*	140	69	ug/Kg	☼	09/20/12 16:07	09/21/12 22:09	1
1,2,4-Trimethylbenzene	ND		140	57	ug/Kg	☼	09/20/12 16:07	09/21/12 22:09	1
1,2-Dibromo-3-Chloropropane	ND	*	1400	57	ug/Kg	☼	09/20/12 16:07	09/21/12 22:09	1
1,2-Dichlorobenzene	ND	*	140	57	ug/Kg	☼	09/20/12 16:07	09/21/12 22:09	1
1,2-Dichloroethane	ND		140	57	ug/Kg	☼	09/20/12 16:07	09/21/12 22:09	1
1,2-Dichloropropane	ND		140	57	ug/Kg	☼	09/20/12 16:07	09/21/12 22:09	1
1,3-Dichlorobenzene	ND		140	57	ug/Kg	☼	09/20/12 16:07	09/21/12 22:09	1
1,3-Dichloropropane	ND	*	140	57	ug/Kg	☼	09/20/12 16:07	09/21/12 22:09	1
1,4-Dichlorobenzene	ND		140	57	ug/Kg	☼	09/20/12 16:07	09/21/12 22:09	1
2,2-Dichloropropane	ND		140	57	ug/Kg	☼	09/20/12 16:07	09/21/12 22:09	1
2-Butanone (MEK)	ND	*	1400	360	ug/Kg	☼	09/20/12 16:07	09/21/12 22:09	1
2-Chlorotoluene	ND		140	57	ug/Kg	☼	09/20/12 16:07	09/21/12 22:09	1
2-Hexanone	ND	*	1400	360	ug/Kg	☼	09/20/12 16:07	09/21/12 22:09	1
4-Chlorotoluene	ND		140	57	ug/Kg	☼	09/20/12 16:07	09/21/12 22:09	1
4-Isopropyltoluene	ND		140	57	ug/Kg	☼	09/20/12 16:07	09/21/12 22:09	1
4-Methyl-2-pentanone (MIBK)	ND	*	1400	360	ug/Kg	☼	09/20/12 16:07	09/21/12 22:09	1
Acetone	ND	*	14000	5700	ug/Kg	☼	09/20/12 16:07	09/21/12 22:09	1
Benzene	ND		140	57	ug/Kg	☼	09/20/12 16:07	09/21/12 22:09	1
Bromobenzene	ND		140	57	ug/Kg	☼	09/20/12 16:07	09/21/12 22:09	1
Bromoform	ND		140	57	ug/Kg	☼	09/20/12 16:07	09/21/12 22:09	1
Bromomethane	ND		280	57	ug/Kg	☼	09/20/12 16:07	09/21/12 22:09	1
Carbon tetrachloride	ND		140	57	ug/Kg	☼	09/20/12 16:07	09/21/12 22:09	1
Chlorobenzene	ND		140	57	ug/Kg	☼	09/20/12 16:07	09/21/12 22:09	1
Chlorobromomethane	ND		140	57	ug/Kg	☼	09/20/12 16:07	09/21/12 22:09	1
Chlorodibromomethane	ND		140	57	ug/Kg	☼	09/20/12 16:07	09/21/12 22:09	1
Chloroethane	ND		280	57	ug/Kg	☼	09/20/12 16:07	09/21/12 22:09	1
Chloroform	ND		140	57	ug/Kg	☼	09/20/12 16:07	09/21/12 22:09	1
Chloromethane	ND	*	280	57	ug/Kg	☼	09/20/12 16:07	09/21/12 22:09	1
cis-1,2-Dichloroethene	ND		140	57	ug/Kg	☼	09/20/12 16:07	09/21/12 22:09	1
cis-1,3-Dichloropropene	ND		140	57	ug/Kg	☼	09/20/12 16:07	09/21/12 22:09	1
Dibromomethane	ND		140	57	ug/Kg	☼	09/20/12 16:07	09/21/12 22:09	1
Dichlorobromomethane	ND		140	57	ug/Kg	☼	09/20/12 16:07	09/21/12 22:09	1
Ethylbenzene	ND		140	57	ug/Kg	☼	09/20/12 16:07	09/21/12 22:09	1
Ethylene Dibromide	ND	*	140	57	ug/Kg	☼	09/20/12 16:07	09/21/12 22:09	1
Hexachlorobutadiene	ND	*	140	59	ug/Kg	☼	09/20/12 16:07	09/21/12 22:09	1
Isopropylbenzene	ND		140	57	ug/Kg	☼	09/20/12 16:07	09/21/12 22:09	1
m-Xylene & p-Xylene	ND		280	73	ug/Kg	☼	09/20/12 16:07	09/21/12 22:09	1
Methyl tert-butyl ether	ND		140	57	ug/Kg	☼	09/20/12 16:07	09/21/12 22:09	1
Methylene Chloride	ND	*	570	280	ug/Kg	☼	09/20/12 16:07	09/21/12 22:09	1
n-Butylbenzene	ND		140	57	ug/Kg	☼	09/20/12 16:07	09/21/12 22:09	1
N-Propylbenzene	ND		140	57	ug/Kg	☼	09/20/12 16:07	09/21/12 22:09	1
Naphthalene	ND		1400	57	ug/Kg	☼	09/20/12 16:07	09/21/12 22:09	1
o-Xylene	ND		140	57	ug/Kg	☼	09/20/12 16:07	09/21/12 22:09	1
sec-Butylbenzene	ND		140	57	ug/Kg	☼	09/20/12 16:07	09/21/12 22:09	1

Method: 8260C - Volatile Organic Compounds by GC/MS (Continued)

Client Sample ID: SB-121 D
Date Collected: 09/07/12 11:50
Date Received: 09/12/12 12:26

Lab Sample ID: 360-42692-38
Matrix: Solid
Percent Solids: 92.1

Analyte	Result	Qualifier	RL	MDL	Unit	D	Prepared	Analyzed	Dil Fac
Styrene	ND		140	57	ug/Kg	☼	09/20/12 16:07	09/21/12 22:09	1
tert-Butylbenzene	ND		140	57	ug/Kg	☼	09/20/12 16:07	09/21/12 22:09	1
Tetrachloroethene	ND		140	57	ug/Kg	☼	09/20/12 16:07	09/21/12 22:09	1
Toluene	ND		140	57	ug/Kg	☼	09/20/12 16:07	09/21/12 22:09	1
trans-1,2-Dichloroethene	ND		140	57	ug/Kg	☼	09/20/12 16:07	09/21/12 22:09	1
trans-1,3-Dichloropropene	ND	*	140	57	ug/Kg	☼	09/20/12 16:07	09/21/12 22:09	1
Trichloroethene	ND		140	57	ug/Kg	☼	09/20/12 16:07	09/21/12 22:09	1
Trichlorofluoromethane	ND		280	57	ug/Kg	☼	09/20/12 16:07	09/21/12 22:09	1
Vinyl chloride	ND	*	140	57	ug/Kg	☼	09/20/12 16:07	09/21/12 22:09	1
1,3,5-Trimethylbenzene	ND		140	57	ug/Kg	☼	09/20/12 16:07	09/21/12 22:09	1

Surrogate	*%Recovery*	*Qualifier*	*Limits*	*Prepared*	*Analyzed*	*Dil Fac*
4-Bromofluorobenzene	*103*		*70 - 130*	*09/20/12 16:07*	*09/21/12 22:09*	*1*
Dibromofluoromethane	*82*		*70 - 130*	*09/20/12 16:07*	*09/21/12 22:09*	*1*
Toluene-d8 (Surr)	*89*		*70 - 130*	*09/20/12 16:07*	*09/21/12 22:09*	*1*

Method: 8260C - Volatile Organic Compounds by GC/MS - RA

Client Sample ID: SB-112 (9-10')
Date Collected: 09/07/12 09:04
Date Received: 09/12/12 12:26

Lab Sample ID: 360-42692-32
Matrix: Solid
Percent Solids: 86.5

Analyte	Result	Qualifier	RL	MDL	Unit	D	Prepared	Analyzed	Dil Fac
1,1,1,2-Tetrachloroethane	ND	H	160	65	ug/Kg	☼	09/20/12 16:07	09/25/12 21:58	1
1,1,1-Trichloroethane	ND	H	160	65	ug/Kg	☼	09/20/12 16:07	09/25/12 21:58	1
1,1,2,2-Tetrachloroethane	ND	H	160	65	ug/Kg	☼	09/20/12 16:07	09/25/12 21:58	1
1,1,2-Trichloroethane	ND	H	160	65	ug/Kg	☼	09/20/12 16:07	09/25/12 21:58	1
1,1-Dichloroethane	ND	H	160	65	ug/Kg	☼	09/20/12 16:07	09/25/12 21:58	1
1,1-Dichloroethene	ND	H	160	65	ug/Kg	☼	09/20/12 16:07	09/25/12 21:58	1
1,1-Dichloropropene	ND	H	160	65	ug/Kg	☼	09/20/12 16:07	09/25/12 21:58	1
1,2,3-Trichlorobenzene	ND	H	160	65	ug/Kg	☼	09/20/12 16:07	09/25/12 21:58	1
1,2,3-Trichloropropane	ND	H	160	65	ug/Kg	☼	09/20/12 16:07	09/25/12 21:58	1
1,2,4-Trichlorobenzene	ND	H	160	79	ug/Kg	☼	09/20/12 16:07	09/25/12 21:58	1
1,2,4-Trimethylbenzene	ND	H	160	65	ug/Kg	☼	09/20/12 16:07	09/25/12 21:58	1
1,2-Dibromo-3-Chloropropane	ND	H	1600	65	ug/Kg	☼	09/20/12 16:07	09/25/12 21:58	1
1,2-Dichlorobenzene	ND	H	160	65	ug/Kg	☼	09/20/12 16:07	09/25/12 21:58	1
1,2-Dichloroethane	ND	H	160	65	ug/Kg	☼	09/20/12 16:07	09/25/12 21:58	1
1,2-Dichloropropane	ND	H	160	65	ug/Kg	☼	09/20/12 16:07	09/25/12 21:58	1
1,3-Dichlorobenzene	ND	H	160	65	ug/Kg	☼	09/20/12 16:07	09/25/12 21:58	1
1,3-Dichloropropane	ND	H	160	65	ug/Kg	☼	09/20/12 16:07	09/25/12 21:58	1
1,4-Dichlorobenzene	ND	H	160	65	ug/Kg	☼	09/20/12 16:07	09/25/12 21:58	1
2,2-Dichloropropane	ND	H	160	65	ug/Kg	☼	09/20/12 16:07	09/25/12 21:58	1
2-Butanone (MEK)	ND	H *	1600	420	ug/Kg	☼	09/20/12 16:07	09/25/12 21:58	1
2-Chlorotoluene	ND	H	160	65	ug/Kg	☼	09/20/12 16:07	09/25/12 21:58	1
2-Hexanone	ND	H	1600	420	ug/Kg	☼	09/20/12 16:07	09/25/12 21:58	1
4-Chlorotoluene	ND	H	160	65	ug/Kg	☼	09/20/12 16:07	09/25/12 21:58	1
4-Isopropyltoluene	ND	H	160	65	ug/Kg	☼	09/20/12 16:07	09/25/12 21:58	1
4-Methyl-2-pentanone (MIBK)	ND	H	1600	410	ug/Kg	☼	09/20/12 16:07	09/25/12 21:58	1
Acetone	ND	H	16000	6500	ug/Kg	☼	09/20/12 16:07	09/25/12 21:58	1
Benzene	ND	H	160	65	ug/Kg	☼	09/20/12 16:07	09/25/12 21:58	1
Bromobenzene	ND	H	160	65	ug/Kg	☼	09/20/12 16:07	09/25/12 21:58	1
Bromoform	ND	H	160	65	ug/Kg	☼	09/20/12 16:07	09/25/12 21:58	1
Bromomethane	ND	H	330	65	ug/Kg	☼	09/20/12 16:07	09/25/12 21:58	1
Carbon tetrachloride	ND	H	160	65	ug/Kg	☼	09/20/12 16:07	09/25/12 21:58	1
Chlorobenzene	ND	H	160	65	ug/Kg	☼	09/20/12 16:07	09/25/12 21:58	1
Chlorobromomethane	ND	H	160	65	ug/Kg	☼	09/20/12 16:07	09/25/12 21:58	1
Chlorodibromomethane	ND	H	160	65	ug/Kg	☼	09/20/12 16:07	09/25/12 21:58	1
Chloroethane	ND	H *	330	65	ug/Kg	☼	09/20/12 16:07	09/25/12 21:58	1
Chloroform	ND	H	160	65	ug/Kg	☼	09/20/12 16:07	09/25/12 21:58	1
Chloromethane	ND	H	330	65	ug/Kg	☼	09/20/12 16:07	09/25/12 21:58	1
cis-1,2-Dichloroethene	ND	H	160	65	ug/Kg	☼	09/20/12 16:07	09/25/12 21:58	1
cis-1,3-Dichloropropene	ND	H	160	65	ug/Kg	☼	09/20/12 16:07	09/25/12 21:58	1
Dibromomethane	ND	H	160	65	ug/Kg	☼	09/20/12 16:07	09/25/12 21:58	1
Dichlorobromomethane	ND	H	160	65	ug/Kg	☼	09/20/12 16:07	09/25/12 21:58	1
Ethylbenzene	ND	H	160	65	ug/Kg	☼	09/20/12 16:07	09/25/12 21:58	1
Ethylene Dibromide	ND	H	160	65	ug/Kg	☼	09/20/12 16:07	09/25/12 21:58	1
Hexachlorobutadiene	ND	H	160	68	ug/Kg	☼	09/20/12 16:07	09/25/12 21:58	1
Isopropylbenzene	ND	H	160	65	ug/Kg	☼	09/20/12 16:07	09/25/12 21:58	1
m-Xylene & p-Xylene	ND	H	330	83	ug/Kg	☼	09/20/12 16:07	09/25/12 21:58	1
Methyl tert-butyl ether	ND	H	160	65	ug/Kg	☼	09/20/12 16:07	09/25/12 21:58	1
Methylene Chloride	ND	H	650	330	ug/Kg	☼	09/20/12 16:07	09/25/12 21:58	1
n-Butylbenzene	ND	H	160	65	ug/Kg	☼	09/20/12 16:07	09/25/12 21:58	1
N-Propylbenzene	ND	H	160	65	ug/Kg	☼	09/20/12 16:07	09/25/12 21:58	1
Naphthalene	ND	H	1600	65	ug/Kg	☼	09/20/12 16:07	09/25/12 21:58	1

Method: 8260C - Volatile Organic Compounds by GC/MS - RA (Continued)

Client Sample ID: SB-112 (9-10') — **Lab Sample ID: 360-42692-32**
Date Collected: 09/07/12 09:04 — **Matrix: Solid**
Date Received: 09/12/12 12:26 — **Percent Solids: 86.5**

Analyte	Result	Qualifier	RL	MDL	Unit	D	Prepared	Analyzed	Dil Fac
o-Xylene	ND	H	160	65	ug/Kg	☼	09/20/12 16:07	09/25/12 21:58	1
sec-Butylbenzene	ND	H	160	65	ug/Kg	☼	09/20/12 16:07	09/25/12 21:58	1
Styrene	ND	H	160	65	ug/Kg	☼	09/20/12 16:07	09/25/12 21:58	1
tert-Butylbenzene	ND	H	160	65	ug/Kg	☼	09/20/12 16:07	09/25/12 21:58	1
Tetrachloroethene	ND	H	160	65	ug/Kg	☼	09/20/12 16:07	09/25/12 21:58	1
Toluene	ND	H	160	65	ug/Kg	☼	09/20/12 16:07	09/25/12 21:58	1
trans-1,2-Dichloroethene	ND	H	160	65	ug/Kg	☼	09/20/12 16:07	09/25/12 21:58	1
trans-1,3-Dichloropropene	ND	H	160	65	ug/Kg	☼	09/20/12 16:07	09/25/12 21:58	1
Trichloroethene	ND	H	160	65	ug/Kg	☼	09/20/12 16:07	09/25/12 21:58	1
Trichlorofluoromethane	ND	H	330	65	ug/Kg	☼	09/20/12 16:07	09/25/12 21:58	1
Vinyl chloride	ND	H *	160	65	ug/Kg	☼	09/20/12 16:07	09/25/12 21:58	1
1,3,5-Trimethylbenzene	ND	H	160	65	ug/Kg	☼	09/20/12 16:07	09/25/12 21:58	1

Surrogate	*%Recovery*	*Qualifier*	*Limits*	*Prepared*	*Analyzed*	*Dil Fac*
4-Bromofluorobenzene	*100*		*70 - 130*	*09/20/12 16:07*	*09/25/12 21:58*	*1*
Dibromofluoromethane	*96*		*70 - 130*	*09/20/12 16:07*	*09/25/12 21:58*	*1*
Toluene-d8 (Surr)	*102*		*70 - 130*	*09/20/12 16:07*	*09/25/12 21:58*	*1*

Client Sample ID: SB-114 (6-7') — **Lab Sample ID: 360-42692-33**
Date Collected: 09/07/12 09:40 — **Matrix: Solid**
Date Received: 09/12/12 12:26 — **Percent Solids: 87.5**

Analyte	Result	Qualifier	RL	MDL	Unit	D	Prepared	Analyzed	Dil Fac
1,1,1,2-Tetrachloroethane	ND	H	140	56	ug/Kg	☼	09/20/12 16:07	09/25/12 22:21	1
1,1,1-Trichloroethane	ND	H	140	56	ug/Kg	☼	09/20/12 16:07	09/25/12 22:21	1
1,1,2,2-Tetrachloroethane	ND	H	140	56	ug/Kg	☼	09/20/12 16:07	09/25/12 22:21	1
1,1,2-Trichloroethane	ND	H	140	56	ug/Kg	☼	09/20/12 16:07	09/25/12 22:21	1
1,1-Dichloroethane	ND	H	140	56	ug/Kg	☼	09/20/12 16:07	09/25/12 22:21	1
1,1-Dichloroethene	ND	H	140	56	ug/Kg	☼	09/20/12 16:07	09/25/12 22:21	1
1,1-Dichloropropene	ND	H	140	56	ug/Kg	☼	09/20/12 16:07	09/25/12 22:21	1
1,2,3-Trichlorobenzene	ND	H	140	56	ug/Kg	☼	09/20/12 16:07	09/25/12 22:21	1
1,2,3-Trichloropropane	ND	H	140	56	ug/Kg	☼	09/20/12 16:07	09/25/12 22:21	1
1,2,4-Trichlorobenzene	ND	H	140	68	ug/Kg	☼	09/20/12 16:07	09/25/12 22:21	1
1,2,4-Trimethylbenzene	ND	H	140	56	ug/Kg	☼	09/20/12 16:07	09/25/12 22:21	1
1,2-Dibromo-3-Chloropropane	ND	H	1400	56	ug/Kg	☼	09/20/12 16:07	09/25/12 22:21	1
1,2-Dichlorobenzene	ND	H	140	56	ug/Kg	☼	09/20/12 16:07	09/25/12 22:21	1
1,2-Dichloroethane	ND	H	140	56	ug/Kg	☼	09/20/12 16:07	09/25/12 22:21	1
1,2-Dichloropropane	ND	H	140	56	ug/Kg	☼	09/20/12 16:07	09/25/12 22:21	1
1,3-Dichlorobenzene	ND	H	140	56	ug/Kg	☼	09/20/12 16:07	09/25/12 22:21	1
1,3-Dichloropropane	ND	H	140	56	ug/Kg	☼	09/20/12 16:07	09/25/12 22:21	1
1,4-Dichlorobenzene	ND	H	140	56	ug/Kg	☼	09/20/12 16:07	09/25/12 22:21	1
2,2-Dichloropropane	ND	H	140	56	ug/Kg	☼	09/20/12 16:07	09/25/12 22:21	1
2-Butanone (MEK)	ND	H *	1400	360	ug/Kg	☼	09/20/12 16:07	09/25/12 22:21	1
2-Chlorotoluene	ND	H	140	56	ug/Kg	☼	09/20/12 16:07	09/25/12 22:21	1
2-Hexanone	ND	H	1400	360	ug/Kg	☼	09/20/12 16:07	09/25/12 22:21	1
4-Chlorotoluene	ND	H	140	56	ug/Kg	☼	09/20/12 16:07	09/25/12 22:21	1
4-Isopropyltoluene	ND	H	140	56	ug/Kg	☼	09/20/12 16:07	09/25/12 22:21	1
4-Methyl-2-pentanone (MIBK)	ND	H	1400	350	ug/Kg	☼	09/20/12 16:07	09/25/12 22:21	1
Acetone	ND	H	14000	5600	ug/Kg	☼	09/20/12 16:07	09/25/12 22:21	1
Benzene	ND	H	140	56	ug/Kg	☼	09/20/12 16:07	09/25/12 22:21	1
Bromobenzene	ND	H	140	56	ug/Kg	☼	09/20/12 16:07	09/25/12 22:21	1
Bromoform	ND	H	140	56	ug/Kg	☼	09/20/12 16:07	09/25/12 22:21	1

Method: 8260C - Volatile Organic Compounds by GC/MS - RA (Continued)

Client Sample ID: SB-114 (6-7') — **Lab Sample ID: 360-42692-33**
Date Collected: 09/07/12 09:40 — **Matrix: Solid**
Date Received: 09/12/12 12:26 — **Percent Solids: 87.5**

Analyte	Result	Qualifier	RL	MDL	Unit	D	Prepared	Analyzed	Dil Fac
Bromomethane	ND	H	280	56	ug/Kg	☼	09/20/12 16:07	09/25/12 22:21	1
Carbon tetrachloride	ND	H	140	56	ug/Kg	☼	09/20/12 16:07	09/25/12 22:21	1
Chlorobenzene	ND	H	140	56	ug/Kg	☼	09/20/12 16:07	09/25/12 22:21	1
Chlorobromomethane	ND	H	140	56	ug/Kg	☼	09/20/12 16:07	09/25/12 22:21	1
Chlorodibromomethane	ND	H	140	56	ug/Kg	☼	09/20/12 16:07	09/25/12 22:21	1
Chloroethane	ND	H *	280	56	ug/Kg	☼	09/20/12 16:07	09/25/12 22:21	1
Chloroform	ND	H	140	56	ug/Kg	☼	09/20/12 16:07	09/25/12 22:21	1
Chloromethane	ND	H	280	56	ug/Kg	☼	09/20/12 16:07	09/25/12 22:21	1
cis-1,2-Dichloroethene	ND	H	140	56	ug/Kg	☼	09/20/12 16:07	09/25/12 22:21	1
cis-1,3-Dichloropropene	ND	H	140	56	ug/Kg	☼	09/20/12 16:07	09/25/12 22:21	1
Dibromomethane	ND	H	140	56	ug/Kg	☼	09/20/12 16:07	09/25/12 22:21	1
Dichlorobromomethane	ND	H	140	56	ug/Kg	☼	09/20/12 16:07	09/25/12 22:21	1
Ethylbenzene	ND	H	140	56	ug/Kg	☼	09/20/12 16:07	09/25/12 22:21	1
Ethylene Dibromide	ND	H	140	56	ug/Kg	☼	09/20/12 16:07	09/25/12 22:21	1
Hexachlorobutadiene	ND	H	140	58	ug/Kg	☼	09/20/12 16:07	09/25/12 22:21	1
Isopropylbenzene	ND	H	140	56	ug/Kg	☼	09/20/12 16:07	09/25/12 22:21	1
m-Xylene & p-Xylene	ND	H	280	72	ug/Kg	☼	09/20/12 16:07	09/25/12 22:21	1
Methyl tert-butyl ether	ND	H	140	56	ug/Kg	☼	09/20/12 16:07	09/25/12 22:21	1
Methylene Chloride	ND	H	560	280	ug/Kg	☼	09/20/12 16:07	09/25/12 22:21	1
n-Butylbenzene	ND	H	140	56	ug/Kg	☼	09/20/12 16:07	09/25/12 22:21	1
N-Propylbenzene	ND	H	140	56	ug/Kg	☼	09/20/12 16:07	09/25/12 22:21	1
Naphthalene	ND	H	1400	56	ug/Kg	☼	09/20/12 16:07	09/25/12 22:21	1
o-Xylene	ND	H	140	56	ug/Kg	☼	09/20/12 16:07	09/25/12 22:21	1
sec-Butylbenzene	ND	H	140	56	ug/Kg	☼	09/20/12 16:07	09/25/12 22:21	1
Styrene	ND	H	140	56	ug/Kg	☼	09/20/12 16:07	09/25/12 22:21	1
tert-Butylbenzene	ND	H	140	56	ug/Kg	☼	09/20/12 16:07	09/25/12 22:21	1
Tetrachloroethene	ND	H	140	56	ug/Kg	☼	09/20/12 16:07	09/25/12 22:21	1
Toluene	ND	H	140	56	ug/Kg	☼	09/20/12 16:07	09/25/12 22:21	1
trans-1,2-Dichloroethene	ND	H	140	56	ug/Kg	☼	09/20/12 16:07	09/25/12 22:21	1
trans-1,3-Dichloropropene	ND	H	140	56	ug/Kg	☼	09/20/12 16:07	09/25/12 22:21	1
Trichloroethene	ND	H	140	56	ug/Kg	☼	09/20/12 16:07	09/25/12 22:21	1
Trichlorofluoromethane	ND	H	280	56	ug/Kg	☼	09/20/12 16:07	09/25/12 22:21	1
Vinyl chloride	ND	H *	140	56	ug/Kg	☼	09/20/12 16:07	09/25/12 22:21	1
1,3,5-Trimethylbenzene	ND	H	140	56	ug/Kg	☼	09/20/12 16:07	09/25/12 22:21	1

Surrogate	*%Recovery*	*Qualifier*	*Limits*	*Prepared*	*Analyzed*	*Dil Fac*
4-Bromofluorobenzene	*101*		*70 - 130*	*09/20/12 16:07*	*09/25/12 22:21*	*1*
Dibromofluoromethane	*88*		*70 - 130*	*09/20/12 16:07*	*09/25/12 22:21*	*1*
Toluene-d8 (Surr)	*103*		*70 - 130*	*09/20/12 16:07*	*09/25/12 22:21*	*1*

Client Sample ID: SB-117 (7-8') — **Lab Sample ID: 360-42692-34**
Date Collected: 09/07/12 10:45 — **Matrix: Solid**
Date Received: 09/12/12 12:26 — **Percent Solids: 88.1**

Analyte	Result	Qualifier	RL	MDL	Unit	D	Prepared	Analyzed	Dil Fac
1,1,1,2-Tetrachloroethane	ND	H	150	61	ug/Kg	☼	09/20/12 16:07	09/25/12 22:43	1
1,1,1-Trichloroethane	ND	H	150	61	ug/Kg	☼	09/20/12 16:07	09/25/12 22:43	1
1,1,2,2-Tetrachloroethane	ND	H	150	61	ug/Kg	☼	09/20/12 16:07	09/25/12 22:43	1
1,1,2-Trichloroethane	ND	H	150	61	ug/Kg	☼	09/20/12 16:07	09/25/12 22:43	1
1,1-Dichloroethane	ND	H	150	61	ug/Kg	☼	09/20/12 16:07	09/25/12 22:43	1
1,1-Dichloroethene	ND	H	150	61	ug/Kg	☼	09/20/12 16:07	09/25/12 22:43	1
1,1-Dichloropropene	ND	H	150	61	ug/Kg	☼	09/20/12 16:07	09/25/12 22:43	1

Method: 8260C - Volatile Organic Compounds by GC/MS - RA (Continued)

Client Sample ID: SB-117 (7-8')
Date Collected: 09/07/12 10:45
Date Received: 09/12/12 12:26

Lab Sample ID: 360-42692-34
Matrix: Solid
Percent Solids: 88.1

Analyte	Result	Qualifier	RL	MDL	Unit	D	Prepared	Analyzed	Dil Fac
1,2,3-Trichlorobenzene	ND	H	150	61	ug/Kg	☼	09/20/12 16:07	09/25/12 22:43	1
1,2,3-Trichloropropane	ND	H	150	61	ug/Kg	☼	09/20/12 16:07	09/25/12 22:43	1
1,2,4-Trichlorobenzene	ND	H	150	74	ug/Kg	☼	09/20/12 16:07	09/25/12 22:43	1
1,2,4-Trimethylbenzene	ND	H	150	61	ug/Kg	☼	09/20/12 16:07	09/25/12 22:43	1
1,2-Dibromo-3-Chloropropane	ND	H	1500	61	ug/Kg	☼	09/20/12 16:07	09/25/12 22:43	1
1,2-Dichlorobenzene	ND	H	150	61	ug/Kg	☼	09/20/12 16:07	09/25/12 22:43	1
1,2-Dichloroethane	ND	H	150	61	ug/Kg	☼	09/20/12 16:07	09/25/12 22:43	1
1,2-Dichloropropane	ND	H	150	61	ug/Kg	☼	09/20/12 16:07	09/25/12 22:43	1
1,3-Dichlorobenzene	ND	H	150	61	ug/Kg	☼	09/20/12 16:07	09/25/12 22:43	1
1,3-Dichloropropane	ND	H	150	61	ug/Kg	☼	09/20/12 16:07	09/25/12 22:43	1
1,4-Dichlorobenzene	ND	H	150	61	ug/Kg	☼	09/20/12 16:07	09/25/12 22:43	1
2,2-Dichloropropane	ND	H	150	61	ug/Kg	☼	09/20/12 16:07	09/25/12 22:43	1
2-Butanone (MEK)	ND	H *	1500	390	ug/Kg	☼	09/20/12 16:07	09/25/12 22:43	1
2-Chlorotoluene	ND	H	150	61	ug/Kg	☼	09/20/12 16:07	09/25/12 22:43	1
2-Hexanone	ND	H	1500	390	ug/Kg	☼	09/20/12 16:07	09/25/12 22:43	1
4-Chlorotoluene	ND	H	150	61	ug/Kg	☼	09/20/12 16:07	09/25/12 22:43	1
4-Isopropyltoluene	ND	H	150	61	ug/Kg	☼	09/20/12 16:07	09/25/12 22:43	1
4-Methyl-2-pentanone (MIBK)	ND	H	1500	380	ug/Kg	☼	09/20/12 16:07	09/25/12 22:43	1
Acetone	ND	H	15000	6100	ug/Kg	☼	09/20/12 16:07	09/25/12 22:43	1
Benzene	ND	H	150	61	ug/Kg	☼	09/20/12 16:07	09/25/12 22:43	1
Bromobenzene	ND	H	150	61	ug/Kg	☼	09/20/12 16:07	09/25/12 22:43	1
Bromoform	ND	H	150	61	ug/Kg	☼	09/20/12 16:07	09/25/12 22:43	1
Bromomethane	ND	H	300	61	ug/Kg	☼	09/20/12 16:07	09/25/12 22:43	1
Carbon tetrachloride	ND	H	150	61	ug/Kg	☼	09/20/12 16:07	09/25/12 22:43	1
Chlorobenzene	ND	H	150	61	ug/Kg	☼	09/20/12 16:07	09/25/12 22:43	1
Chlorobromomethane	ND	H	150	61	ug/Kg	☼	09/20/12 16:07	09/25/12 22:43	1
Chlorodibromomethane	ND	H	150	61	ug/Kg	☼	09/20/12 16:07	09/25/12 22:43	1
Chloroethane	ND	H *	300	61	ug/Kg	☼	09/20/12 16:07	09/25/12 22:43	1
Chloroform	ND	H	150	61	ug/Kg	☼	09/20/12 16:07	09/25/12 22:43	1
Chloromethane	ND	H	300	61	ug/Kg	☼	09/20/12 16:07	09/25/12 22:43	1
cis-1,2-Dichloroethene	ND	H	150	61	ug/Kg	☼	09/20/12 16:07	09/25/12 22:43	1
cis-1,3-Dichloropropene	ND	H	150	61	ug/Kg	☼	09/20/12 16:07	09/25/12 22:43	1
Dibromomethane	ND	H	150	61	ug/Kg	☼	09/20/12 16:07	09/25/12 22:43	1
Dichlorobromomethane	ND	H	150	61	ug/Kg	☼	09/20/12 16:07	09/25/12 22:43	1
Ethylbenzene	ND	H	150	61	ug/Kg	☼	09/20/12 16:07	09/25/12 22:43	1
Ethylene Dibromide	ND	H	150	61	ug/Kg	☼	09/20/12 16:07	09/25/12 22:43	1
Hexachlorobutadiene	ND	H	150	63	ug/Kg	☼	09/20/12 16:07	09/25/12 22:43	1
Isopropylbenzene	ND	H	150	61	ug/Kg	☼	09/20/12 16:07	09/25/12 22:43	1
m-Xylene & p-Xylene	ND	H	300	78	ug/Kg	☼	09/20/12 16:07	09/25/12 22:43	1
Methyl tert-butyl ether	ND	H	150	61	ug/Kg	☼	09/20/12 16:07	09/25/12 22:43	1
Methylene Chloride	ND	H	610	300	ug/Kg	☼	09/20/12 16:07	09/25/12 22:43	1
n-Butylbenzene	ND	H	150	61	ug/Kg	☼	09/20/12 16:07	09/25/12 22:43	1
N-Propylbenzene	ND	H	150	61	ug/Kg	☼	09/20/12 16:07	09/25/12 22:43	1
Naphthalene	ND	H	1500	61	ug/Kg	☼	09/20/12 16:07	09/25/12 22:43	1
o-Xylene	ND	H	150	61	ug/Kg	☼	09/20/12 16:07	09/25/12 22:43	1
sec-Butylbenzene	ND	H	150	61	ug/Kg	☼	09/20/12 16:07	09/25/12 22:43	1
Styrene	ND	H	150	61	ug/Kg	☼	09/20/12 16:07	09/25/12 22:43	1
tert-Butylbenzene	ND	H	150	61	ug/Kg	☼	09/20/12 16:07	09/25/12 22:43	1
Tetrachloroethene	ND	H	150	61	ug/Kg	☼	09/20/12 16:07	09/25/12 22:43	1
Toluene	ND	H	150	61	ug/Kg	☼	09/20/12 16:07	09/25/12 22:43	1
trans-1,2-Dichloroethene	ND	H	150	61	ug/Kg	☼	09/20/12 16:07	09/25/12 22:43	1

Method: 8260C - Volatile Organic Compounds by GC/MS - RA (Continued)

Client Sample ID: SB-117 (7-8') — **Lab Sample ID: 360-42692-34**
Date Collected: 09/07/12 10:45 — **Matrix: Solid**
Date Received: 09/12/12 12:26 — **Percent Solids: 88.1**

Analyte	Result	Qualifier	RL	MDL	Unit	D	Prepared	Analyzed	Dil Fac
trans-1,3-Dichloropropene	ND	H	150	61	ug/Kg	☼	09/20/12 16:07	09/25/12 22:43	1
Trichloroethene	ND	H	150	61	ug/Kg	☼	09/20/12 16:07	09/25/12 22:43	1
Trichlorofluoromethane	ND	H	300	61	ug/Kg	☼	09/20/12 16:07	09/25/12 22:43	1
Vinyl chloride	ND	H *	150	61	ug/Kg	☼	09/20/12 16:07	09/25/12 22:43	1
1,3,5-Trimethylbenzene	ND	H	150	61	ug/Kg	☼	09/20/12 16:07	09/25/12 22:43	1

Surrogate	*%Recovery*	*Qualifier*	*Limits*	*Prepared*	*Analyzed*	*Dil Fac*
4-Bromofluorobenzene	*104*		*70 - 130*	*09/20/12 16:07*	*09/25/12 22:43*	*1*
Dibromofluoromethane	*96*		*70 - 130*	*09/20/12 16:07*	*09/25/12 22:43*	*1*
Toluene-d8 (Surr)	*105*		*70 - 130*	*09/20/12 16:07*	*09/25/12 22:43*	*1*

Client Sample ID: SB-119 (6-7') — **Lab Sample ID: 360-42692-35**
Date Collected: 09/07/12 11:10 — **Matrix: Solid**
Date Received: 09/12/12 12:26 — **Percent Solids: 91.8**

Analyte	Result	Qualifier	RL	MDL	Unit	D	Prepared	Analyzed	Dil Fac
1,1,1,2-Tetrachloroethane	ND	H	140	57	ug/Kg	☼	09/20/12 16:07	09/25/12 23:06	1
1,1,1-Trichloroethane	ND	H	140	57	ug/Kg	☼	09/20/12 16:07	09/25/12 23:06	1
1,1,2,2-Tetrachloroethane	ND	H	140	57	ug/Kg	☼	09/20/12 16:07	09/25/12 23:06	1
1,1,2-Trichloroethane	ND	H	140	57	ug/Kg	☼	09/20/12 16:07	09/25/12 23:06	1
1,1-Dichloroethane	ND	H	140	57	ug/Kg	☼	09/20/12 16:07	09/25/12 23:06	1
1,1-Dichloroethene	ND	H	140	57	ug/Kg	☼	09/20/12 16:07	09/25/12 23:06	1
1,1-Dichloropropene	ND	H	140	57	ug/Kg	☼	09/20/12 16:07	09/25/12 23:06	1
1,2,3-Trichlorobenzene	ND	H	140	57	ug/Kg	☼	09/20/12 16:07	09/25/12 23:06	1
1,2,3-Trichloropropane	ND	H	140	57	ug/Kg	☼	09/20/12 16:07	09/25/12 23:06	1
1,2,4-Trichlorobenzene	ND	H	140	70	ug/Kg	☼	09/20/12 16:07	09/25/12 23:06	1
1,2,4-Trimethylbenzene	ND	H	140	57	ug/Kg	☼	09/20/12 16:07	09/25/12 23:06	1
1,2-Dibromo-3-Chloropropane	ND	H	1400	57	ug/Kg	☼	09/20/12 16:07	09/25/12 23:06	1
1,2-Dichlorobenzene	ND	H	140	57	ug/Kg	☼	09/20/12 16:07	09/25/12 23:06	1
1,2-Dichloroethane	ND	H	140	57	ug/Kg	☼	09/20/12 16:07	09/25/12 23:06	1
1,2-Dichloropropane	ND	H	140	57	ug/Kg	☼	09/20/12 16:07	09/25/12 23:06	1
1,3-Dichlorobenzene	ND	H	140	57	ug/Kg	☼	09/20/12 16:07	09/25/12 23:06	1
1,3-Dichloropropane	ND	H	140	57	ug/Kg	☼	09/20/12 16:07	09/25/12 23:06	1
1,4-Dichlorobenzene	ND	H	140	57	ug/Kg	☼	09/20/12 16:07	09/25/12 23:06	1
2,2-Dichloropropane	ND	H	140	57	ug/Kg	☼	09/20/12 16:07	09/25/12 23:06	1
2-Butanone (MEK)	ND	H *	1400	370	ug/Kg	☼	09/20/12 16:07	09/25/12 23:06	1
2-Chlorotoluene	ND	H	140	57	ug/Kg	☼	09/20/12 16:07	09/25/12 23:06	1
2-Hexanone	ND	H	1400	370	ug/Kg	☼	09/20/12 16:07	09/25/12 23:06	1
4-Chlorotoluene	ND	H	140	57	ug/Kg	☼	09/20/12 16:07	09/25/12 23:06	1
4-Isopropyltoluene	ND	H	140	57	ug/Kg	☼	09/20/12 16:07	09/25/12 23:06	1
4-Methyl-2-pentanone (MIBK)	ND	H	1400	360	ug/Kg	☼	09/20/12 16:07	09/25/12 23:06	1
Acetone	ND	H	14000	5700	ug/Kg	☼	09/20/12 16:07	09/25/12 23:06	1
Benzene	ND	H	140	57	ug/Kg	☼	09/20/12 16:07	09/25/12 23:06	1
Bromobenzene	ND	H	140	57	ug/Kg	☼	09/20/12 16:07	09/25/12 23:06	1
Bromoform	ND	H	140	57	ug/Kg	☼	09/20/12 16:07	09/25/12 23:06	1
Bromomethane	ND	H	290	57	ug/Kg	☼	09/20/12 16:07	09/25/12 23:06	1
Carbon tetrachloride	ND	H	140	57	ug/Kg	☼	09/20/12 16:07	09/25/12 23:06	1
Chlorobenzene	ND	H	140	57	ug/Kg	☼	09/20/12 16:07	09/25/12 23:06	1
Chlorobromomethane	ND	H	140	57	ug/Kg	☼	09/20/12 16:07	09/25/12 23:06	1
Chlorodibromomethane	ND	H	140	57	ug/Kg	☼	09/20/12 16:07	09/25/12 23:06	1
Chloroethane	ND	H *	290	57	ug/Kg	☼	09/20/12 16:07	09/25/12 23:06	1
Chloroform	ND	H	140	57	ug/Kg	☼	09/20/12 16:07	09/25/12 23:06	1

Method: 8260C - Volatile Organic Compounds by GC/MS - RA (Continued)

Client Sample ID: SB-119 (6-7') — **Lab Sample ID: 360-42692-35**
Date Collected: 09/07/12 11:10 — **Matrix: Solid**
Date Received: 09/12/12 12:26 — **Percent Solids: 91.8**

Analyte	Result	Qualifier	RL	MDL	Unit	D	Prepared	Analyzed	Dil Fac
Chloromethane	ND	H	290	57	ug/Kg	☼	09/20/12 16:07	09/25/12 23:06	1
cis-1,2-Dichloroethene	ND	H	140	57	ug/Kg	☼	09/20/12 16:07	09/25/12 23:06	1
cis-1,3-Dichloropropene	ND	H	140	57	ug/Kg	☼	09/20/12 16:07	09/25/12 23:06	1
Dibromomethane	ND	H	140	57	ug/Kg	☼	09/20/12 16:07	09/25/12 23:06	1
Dichlorobromomethane	ND	H	140	57	ug/Kg	☼	09/20/12 16:07	09/25/12 23:06	1
Ethylbenzene	ND	H	140	57	ug/Kg	☼	09/20/12 16:07	09/25/12 23:06	1
Ethylene Dibromide	ND	H	140	57	ug/Kg	☼	09/20/12 16:07	09/25/12 23:06	1
Hexachlorobutadiene	ND	H	140	60	ug/Kg	☼	09/20/12 16:07	09/25/12 23:06	1
Isopropylbenzene	ND	H	140	57	ug/Kg	☼	09/20/12 16:07	09/25/12 23:06	1
m-Xylene & p-Xylene	ND	H	290	74	ug/Kg	☼	09/20/12 16:07	09/25/12 23:06	1
Methyl tert-butyl ether	ND	H	140	57	ug/Kg	☼	09/20/12 16:07	09/25/12 23:06	1
Methylene Chloride	**300**	**J H**	570	290	ug/Kg	☼	09/20/12 16:07	09/25/12 23:06	1
n-Butylbenzene	ND	H	140	57	ug/Kg	☼	09/20/12 16:07	09/25/12 23:06	1
N-Propylbenzene	ND	H	140	57	ug/Kg	☼	09/20/12 16:07	09/25/12 23:06	1
Naphthalene	ND	H	1400	57	ug/Kg	☼	09/20/12 16:07	09/25/12 23:06	1
o-Xylene	ND	H	140	57	ug/Kg	☼	09/20/12 16:07	09/25/12 23:06	1
sec-Butylbenzene	ND	H	140	57	ug/Kg	☼	09/20/12 16:07	09/25/12 23:06	1
Styrene	ND	H	140	57	ug/Kg	☼	09/20/12 16:07	09/25/12 23:06	1
tert-Butylbenzene	ND	H	140	57	ug/Kg	☼	09/20/12 16:07	09/25/12 23:06	1
Tetrachloroethene	ND	H	140	57	ug/Kg	☼	09/20/12 16:07	09/25/12 23:06	1
Toluene	ND	H	140	57	ug/Kg	☼	09/20/12 16:07	09/25/12 23:06	1
trans-1,2-Dichloroethene	ND	H	140	57	ug/Kg	☼	09/20/12 16:07	09/25/12 23:06	1
trans-1,3-Dichloropropene	ND	H	140	57	ug/Kg	☼	09/20/12 16:07	09/25/12 23:06	1
Trichloroethene	ND	H	140	57	ug/Kg	☼	09/20/12 16:07	09/25/12 23:06	1
Trichlorofluoromethane	ND	H	290	57	ug/Kg	☼	09/20/12 16:07	09/25/12 23:06	1
Vinyl chloride	ND	H *	140	57	ug/Kg	☼	09/20/12 16:07	09/25/12 23:06	1
1,3,5-Trimethylbenzene	ND	H	140	57	ug/Kg	☼	09/20/12 16:07	09/25/12 23:06	1

Surrogate	*%Recovery*	*Qualifier*	*Limits*	*Prepared*	*Analyzed*	*Dil Fac*
4-Bromofluorobenzene	*101*		*70 - 130*	*09/20/12 16:07*	*09/25/12 23:06*	*1*
Dibromofluoromethane	*107*		*70 - 130*	*09/20/12 16:07*	*09/25/12 23:06*	*1*
Toluene-d8 (Surr)	*103*		*70 - 130*	*09/20/12 16:07*	*09/25/12 23:06*	*1*

Client Sample ID: SB-120 (5-6') — **Lab Sample ID: 360-42692-36**
Date Collected: 09/07/12 11:25 — **Matrix: Solid**
Date Received: 09/12/12 12:26 — **Percent Solids: 89.9**

Analyte	Result	Qualifier	RL	MDL	Unit	D	Prepared	Analyzed	Dil Fac
1,1,1,2-Tetrachloroethane	ND	H	160	62	ug/Kg	☼	09/20/12 16:07	09/25/12 23:29	1
1,1,1-Trichloroethane	ND	H	160	62	ug/Kg	☼	09/20/12 16:07	09/25/12 23:29	1
1,1,2,2-Tetrachloroethane	ND	H	160	62	ug/Kg	☼	09/20/12 16:07	09/25/12 23:29	1
1,1,2-Trichloroethane	ND	H	160	62	ug/Kg	☼	09/20/12 16:07	09/25/12 23:29	1
1,1-Dichloroethane	ND	H	160	62	ug/Kg	☼	09/20/12 16:07	09/25/12 23:29	1
1,1-Dichloroethene	ND	H	160	62	ug/Kg	☼	09/20/12 16:07	09/25/12 23:29	1
1,1-Dichloropropene	ND	H	160	62	ug/Kg	☼	09/20/12 16:07	09/25/12 23:29	1
1,2,3-Trichlorobenzene	ND	H	160	62	ug/Kg	☼	09/20/12 16:07	09/25/12 23:29	1
1,2,3-Trichloropropane	ND	H	160	62	ug/Kg	☼	09/20/12 16:07	09/25/12 23:29	1
1,2,4-Trichlorobenzene	ND	H	160	76	ug/Kg	☼	09/20/12 16:07	09/25/12 23:29	1
1,2,4-Trimethylbenzene	ND	H	160	62	ug/Kg	☼	09/20/12 16:07	09/25/12 23:29	1
1,2-Dibromo-3-Chloropropane	ND	H	1600	62	ug/Kg	☼	09/20/12 16:07	09/25/12 23:29	1
1,2-Dichlorobenzene	ND	H	160	62	ug/Kg	☼	09/20/12 16:07	09/25/12 23:29	1
1,2-Dichloroethane	ND	H	160	62	ug/Kg	☼	09/20/12 16:07	09/25/12 23:29	1

Method: 8260C - Volatile Organic Compounds by GC/MS - RA (Continued)

Client Sample ID: SB-120 (5-6')
Date Collected: 09/07/12 11:25
Date Received: 09/12/12 12:26

Lab Sample ID: 360-42692-36
Matrix: Solid
Percent Solids: 89.9

Analyte	Result	Qualifier	RL	MDL	Unit	D	Prepared	Analyzed	Dil Fac
1,2-Dichloropropane	ND	H	160	62	ug/Kg	☼	09/20/12 16:07	09/25/12 23:29	1
1,3-Dichlorobenzene	ND	H	160	62	ug/Kg	☼	09/20/12 16:07	09/25/12 23:29	1
1,3-Dichloropropane	ND	H	160	62	ug/Kg	☼	09/20/12 16:07	09/25/12 23:29	1
1,4-Dichlorobenzene	ND	H	160	62	ug/Kg	☼	09/20/12 16:07	09/25/12 23:29	1
2,2-Dichloropropane	ND	H	160	62	ug/Kg	☼	09/20/12 16:07	09/25/12 23:29	1
2-Butanone (MEK)	ND	H *	1600	400	ug/Kg	☼	09/20/12 16:07	09/25/12 23:29	1
2-Chlorotoluene	ND	H	160	62	ug/Kg	☼	09/20/12 16:07	09/25/12 23:29	1
2-Hexanone	ND	H	1600	400	ug/Kg	☼	09/20/12 16:07	09/25/12 23:29	1
4-Chlorotoluene	ND	H	160	62	ug/Kg	☼	09/20/12 16:07	09/25/12 23:29	1
4-Isopropyltoluene	ND	H	160	62	ug/Kg	☼	09/20/12 16:07	09/25/12 23:29	1
4-Methyl-2-pentanone (MIBK)	ND	H	1600	390	ug/Kg	☼	09/20/12 16:07	09/25/12 23:29	1
Acetone	ND	H	16000	6200	ug/Kg	☼	09/20/12 16:07	09/25/12 23:29	1
Benzene	ND	H	160	62	ug/Kg	☼	09/20/12 16:07	09/25/12 23:29	1
Bromobenzene	ND	H	160	62	ug/Kg	☼	09/20/12 16:07	09/25/12 23:29	1
Bromoform	ND	H	160	62	ug/Kg	☼	09/20/12 16:07	09/25/12 23:29	1
Bromomethane	ND	H	310	62	ug/Kg	☼	09/20/12 16:07	09/25/12 23:29	1
Carbon tetrachloride	ND	H	160	62	ug/Kg	☼	09/20/12 16:07	09/25/12 23:29	1
Chlorobenzene	ND	H	160	62	ug/Kg	☼	09/20/12 16:07	09/25/12 23:29	1
Chlorobromomethane	ND	H	160	62	ug/Kg	☼	09/20/12 16:07	09/25/12 23:29	1
Chlorodibromomethane	ND	H	160	62	ug/Kg	☼	09/20/12 16:07	09/25/12 23:29	1
Chloroethane	ND	H *	310	62	ug/Kg	☼	09/20/12 16:07	09/25/12 23:29	1
Chloroform	ND	H	160	62	ug/Kg	☼	09/20/12 16:07	09/25/12 23:29	1
Chloromethane	ND	H	310	62	ug/Kg	☼	09/20/12 16:07	09/25/12 23:29	1
cis-1,2-Dichloroethene	ND	H	160	62	ug/Kg	☼	09/20/12 16:07	09/25/12 23:29	1
cis-1,3-Dichloropropene	ND	H	160	62	ug/Kg	☼	09/20/12 16:07	09/25/12 23:29	1
Dibromomethane	ND	H	160	62	ug/Kg	☼	09/20/12 16:07	09/25/12 23:29	1
Dichlorobromomethane	ND	H	160	62	ug/Kg	☼	09/20/12 16:07	09/25/12 23:29	1
Ethylbenzene	ND	H	160	62	ug/Kg	☼	09/20/12 16:07	09/25/12 23:29	1
Ethylene Dibromide	ND	H	160	62	ug/Kg	☼	09/20/12 16:07	09/25/12 23:29	1
Hexachlorobutadiene	ND	H	160	65	ug/Kg	☼	09/20/12 16:07	09/25/12 23:29	1
Isopropylbenzene	ND	H	160	62	ug/Kg	☼	09/20/12 16:07	09/25/12 23:29	1
m-Xylene & p-Xylene	ND	H	310	80	ug/Kg	☼	09/20/12 16:07	09/25/12 23:29	1
Methyl tert-butyl ether	ND	H	160	62	ug/Kg	☼	09/20/12 16:07	09/25/12 23:29	1
Methylene Chloride	ND	H	620	310	ug/Kg	☼	09/20/12 16:07	09/25/12 23:29	1
n-Butylbenzene	ND	H	160	62	ug/Kg	☼	09/20/12 16:07	09/25/12 23:29	1
N-Propylbenzene	ND	H	160	62	ug/Kg	☼	09/20/12 16:07	09/25/12 23:29	1
Naphthalene	ND	H	1600	62	ug/Kg	☼	09/20/12 16:07	09/25/12 23:29	1
o-Xylene	ND	H	160	62	ug/Kg	☼	09/20/12 16:07	09/25/12 23:29	1
sec-Butylbenzene	ND	H	160	62	ug/Kg	☼	09/20/12 16:07	09/25/12 23:29	1
Styrene	ND	H	160	62	ug/Kg	☼	09/20/12 16:07	09/25/12 23:29	1
tert-Butylbenzene	ND	H	160	62	ug/Kg	☼	09/20/12 16:07	09/25/12 23:29	1
Tetrachloroethene	ND	H	160	62	ug/Kg	☼	09/20/12 16:07	09/25/12 23:29	1
Toluene	ND	H	160	62	ug/Kg	☼	09/20/12 16:07	09/25/12 23:29	1
trans-1,2-Dichloroethene	ND	H	160	62	ug/Kg	☼	09/20/12 16:07	09/25/12 23:29	1
trans-1,3-Dichloropropene	ND	H	160	62	ug/Kg	☼	09/20/12 16:07	09/25/12 23:29	1
Trichloroethene	ND	H	160	62	ug/Kg	☼	09/20/12 16:07	09/25/12 23:29	1
Trichlorofluoromethane	ND	H	310	62	ug/Kg	☼	09/20/12 16:07	09/25/12 23:29	1
Vinyl chloride	ND	H *	160	62	ug/Kg	☼	09/20/12 16:07	09/25/12 23:29	1
1,3,5-Trimethylbenzene	ND	H	160	62	ug/Kg	☼	09/20/12 16:07	09/25/12 23:29	1

Method: 8260C - Volatile Organic Compounds by GC/MS - RA (Continued)

Surrogate	%Recovery	Qualifier	Limits	Prepared	Analyzed	Dil Fac
4-Bromofluorobenzene	101		70 - 130	09/20/12 16:07	09/25/12 23:29	1
Dibromofluoromethane	101		70 - 130	09/20/12 16:07	09/25/12 23:29	1
Toluene-d8 (Surr)	101		70 - 130	09/20/12 16:07	09/25/12 23:29	1

Client Sample ID: SB-121 (5-6') — **Lab Sample ID: 360-42692-37**
Date Collected: 09/07/12 11:40 — **Matrix: Solid**
Date Received: 09/12/12 12:26 — **Percent Solids: 91.5**

Analyte	Result	Qualifier	RL	MDL	Unit	D	Prepared	Analyzed	Dil Fac
1,1,1,2-Tetrachloroethane	ND	H	150	62	ug/Kg	☼	09/20/12 16:07	09/25/12 23:51	1
1,1,1-Trichloroethane	ND	H	150	62	ug/Kg	☼	09/20/12 16:07	09/25/12 23:51	1
1,1,2,2-Tetrachloroethane	ND	H	150	62	ug/Kg	☼	09/20/12 16:07	09/25/12 23:51	1
1,1,2-Trichloroethane	ND	H	150	62	ug/Kg	☼	09/20/12 16:07	09/25/12 23:51	1
1,1-Dichloroethane	ND	H	150	62	ug/Kg	☼	09/20/12 16:07	09/25/12 23:51	1
1,1-Dichloroethene	ND	H	150	62	ug/Kg	☼	09/20/12 16:07	09/25/12 23:51	1
1,1-Dichloropropene	ND	H	150	62	ug/Kg	☼	09/20/12 16:07	09/25/12 23:51	1
1,2,3-Trichlorobenzene	ND	H	150	62	ug/Kg	☼	09/20/12 16:07	09/25/12 23:51	1
1,2,3-Trichloropropane	ND	H	150	62	ug/Kg	☼	09/20/12 16:07	09/25/12 23:51	1
1,2,4-Trichlorobenzene	ND	H	150	75	ug/Kg	☼	09/20/12 16:07	09/25/12 23:51	1
1,2,4-Trimethylbenzene	ND	H	150	62	ug/Kg	☼	09/20/12 16:07	09/25/12 23:51	1
1,2-Dibromo-3-Chloropropane	ND	H	1500	62	ug/Kg	☼	09/20/12 16:07	09/25/12 23:51	1
1,2-Dichlorobenzene	ND	H	150	62	ug/Kg	☼	09/20/12 16:07	09/25/12 23:51	1
1,2-Dichloroethane	ND	H	150	62	ug/Kg	☼	09/20/12 16:07	09/25/12 23:51	1
1,2-Dichloropropane	ND	H	150	62	ug/Kg	☼	09/20/12 16:07	09/25/12 23:51	1
1,3-Dichlorobenzene	ND	H	150	62	ug/Kg	☼	09/20/12 16:07	09/25/12 23:51	1
1,3-Dichloropropane	ND	H	150	62	ug/Kg	☼	09/20/12 16:07	09/25/12 23:51	1
1,4-Dichlorobenzene	ND	H	150	62	ug/Kg	☼	09/20/12 16:07	09/25/12 23:51	1
2,2-Dichloropropane	ND	H	150	62	ug/Kg	☼	09/20/12 16:07	09/25/12 23:51	1
2-Butanone (MEK)	ND	H *	1500	390	ug/Kg	☼	09/20/12 16:07	09/25/12 23:51	1
2-Chlorotoluene	ND	H	150	62	ug/Kg	☼	09/20/12 16:07	09/25/12 23:51	1
2-Hexanone	ND	H	1500	390	ug/Kg	☼	09/20/12 16:07	09/25/12 23:51	1
4-Chlorotoluene	ND	H	150	62	ug/Kg	☼	09/20/12 16:07	09/25/12 23:51	1
4-Isopropyltoluene	ND	H	150	62	ug/Kg	☼	09/20/12 16:07	09/25/12 23:51	1
4-Methyl-2-pentanone (MIBK)	ND	H	1500	390	ug/Kg	☼	09/20/12 16:07	09/25/12 23:51	1
Acetone	ND	H	15000	6200	ug/Kg	☼	09/20/12 16:07	09/25/12 23:51	1
Benzene	ND	H	150	62	ug/Kg	☼	09/20/12 16:07	09/25/12 23:51	1
Bromobenzene	ND	H	150	62	ug/Kg	☼	09/20/12 16:07	09/25/12 23:51	1
Bromoform	ND	H	150	62	ug/Kg	☼	09/20/12 16:07	09/25/12 23:51	1
Bromomethane	ND	H	310	62	ug/Kg	☼	09/20/12 16:07	09/25/12 23:51	1
Carbon tetrachloride	ND	H	150	62	ug/Kg	☼	09/20/12 16:07	09/25/12 23:51	1
Chlorobenzene	ND	H	150	62	ug/Kg	☼	09/20/12 16:07	09/25/12 23:51	1
Chlorobromomethane	ND	H	150	62	ug/Kg	☼	09/20/12 16:07	09/25/12 23:51	1
Chlorodibromomethane	ND	H	150	62	ug/Kg	☼	09/20/12 16:07	09/25/12 23:51	1
Chloroethane	ND	H *	310	62	ug/Kg	☼	09/20/12 16:07	09/25/12 23:51	1
Chloroform	ND	H	150	62	ug/Kg	☼	09/20/12 16:07	09/25/12 23:51	1
Chloromethane	ND	H	310	62	ug/Kg	☼	09/20/12 16:07	09/25/12 23:51	1
cis-1,2-Dichloroethene	ND	H	150	62	ug/Kg	☼	09/20/12 16:07	09/25/12 23:51	1
cis-1,3-Dichloropropene	ND	H	150	62	ug/Kg	☼	09/20/12 16:07	09/25/12 23:51	1
Dibromomethane	ND	H	150	62	ug/Kg	☼	09/20/12 16:07	09/25/12 23:51	1
Dichlorobromomethane	ND	H	150	62	ug/Kg	☼	09/20/12 16:07	09/25/12 23:51	1
Ethylbenzene	ND	H	150	62	ug/Kg	☼	09/20/12 16:07	09/25/12 23:51	1
Ethylene Dibromide	ND	H	150	62	ug/Kg	☼	09/20/12 16:07	09/25/12 23:51	1
Hexachlorobutadiene	ND	H	150	64	ug/Kg	☼	09/20/12 16:07	09/25/12 23:51	1
Isopropylbenzene	ND	H	150	62	ug/Kg	☼	09/20/12 16:07	09/25/12 23:51	1
m-Xylene & p-Xylene	ND	H	310	79	ug/Kg	☼	09/20/12 16:07	09/25/12 23:51	1

Method: 8260C - Volatile Organic Compounds by GC/MS - RA (Continued)

Client Sample ID: SB-121 (5-6') — **Lab Sample ID: 360-42692-37**
Date Collected: 09/07/12 11:40 — **Matrix: Solid**
Date Received: 09/12/12 12:26 — **Percent Solids: 91.5**

Analyte	Result	Qualifier	RL	MDL	Unit	D	Prepared	Analyzed	Dil Fac
Methyl tert-butyl ether	ND	H	150	62	ug/Kg	☼	09/20/12 16:07	09/25/12 23:51	1
Methylene Chloride	ND	H	620	310	ug/Kg	☼	09/20/12 16:07	09/25/12 23:51	1
n-Butylbenzene	ND	H	150	62	ug/Kg	☼	09/20/12 16:07	09/25/12 23:51	1
N-Propylbenzene	ND	H	150	62	ug/Kg	☼	09/20/12 16:07	09/25/12 23:51	1
Naphthalene	ND	H	1500	62	ug/Kg	☼	09/20/12 16:07	09/25/12 23:51	1
o-Xylene	ND	H	150	62	ug/Kg	☼	09/20/12 16:07	09/25/12 23:51	1
sec-Butylbenzene	ND	H	150	62	ug/Kg	☼	09/20/12 16:07	09/25/12 23:51	1
Styrene	ND	H	150	62	ug/Kg	☼	09/20/12 16:07	09/25/12 23:51	1
tert-Butylbenzene	ND	H	150	62	ug/Kg	☼	09/20/12 16:07	09/25/12 23:51	1
Tetrachloroethene	ND	H	150	62	ug/Kg	☼	09/20/12 16:07	09/25/12 23:51	1
Toluene	ND	H	150	62	ug/Kg	☼	09/20/12 16:07	09/25/12 23:51	1
trans-1,2-Dichloroethene	ND	H	150	62	ug/Kg	☼	09/20/12 16:07	09/25/12 23:51	1
trans-1,3-Dichloropropene	ND	H	150	62	ug/Kg	☼	09/20/12 16:07	09/25/12 23:51	1
Trichloroethene	ND	H	150	62	ug/Kg	☼	09/20/12 16:07	09/25/12 23:51	1
Trichlorofluoromethane	ND	H	310	62	ug/Kg	☼	09/20/12 16:07	09/25/12 23:51	1
Vinyl chloride	ND	H *	150	62	ug/Kg	☼	09/20/12 16:07	09/25/12 23:51	1
1,3,5-Trimethylbenzene	ND	H	150	62	ug/Kg	☼	09/20/12 16:07	09/25/12 23:51	1

Surrogate	*%Recovery*	*Qualifier*	*Limits*	*Prepared*	*Analyzed*	*Dil Fac*
4-Bromofluorobenzene	*95*		*70 - 130*	*09/20/12 16:07*	*09/25/12 23:51*	*1*
Dibromofluoromethane	*119*		*70 - 130*	*09/20/12 16:07*	*09/25/12 23:51*	*1*
Toluene-d8 (Surr)	*101*		*70 - 130*	*09/20/12 16:07*	*09/25/12 23:51*	*1*

Client Sample ID: SB-121 D — **Lab Sample ID: 360-42692-38**
Date Collected: 09/07/12 11:50 — **Matrix: Solid**
Date Received: 09/12/12 12:26 — **Percent Solids: 92.1**

Analyte	Result	Qualifier	RL	MDL	Unit	D	Prepared	Analyzed	Dil Fac
1,1,1,2-Tetrachloroethane	ND	H	140	57	ug/Kg	☼	09/20/12 16:07	09/26/12 00:14	1
1,1,1-Trichloroethane	ND	H	140	57	ug/Kg	☼	09/20/12 16:07	09/26/12 00:14	1
1,1,2,2-Tetrachloroethane	ND	H	140	57	ug/Kg	☼	09/20/12 16:07	09/26/12 00:14	1
1,1,2-Trichloroethane	ND	H	140	57	ug/Kg	☼	09/20/12 16:07	09/26/12 00:14	1
1,1-Dichloroethane	ND	H	140	57	ug/Kg	☼	09/20/12 16:07	09/26/12 00:14	1
1,1-Dichloroethene	ND	H	140	57	ug/Kg	☼	09/20/12 16:07	09/26/12 00:14	1
1,1-Dichloropropene	ND	H	140	57	ug/Kg	☼	09/20/12 16:07	09/26/12 00:14	1
1,2,3-Trichlorobenzene	ND	H	140	57	ug/Kg	☼	09/20/12 16:07	09/26/12 00:14	1
1,2,3-Trichloropropane	ND	H	140	57	ug/Kg	☼	09/20/12 16:07	09/26/12 00:14	1
1,2,4-Trichlorobenzene	ND	H	140	69	ug/Kg	☼	09/20/12 16:07	09/26/12 00:14	1
1,2,4-Trimethylbenzene	ND	H	140	57	ug/Kg	☼	09/20/12 16:07	09/26/12 00:14	1
1,2-Dibromo-3-Chloropropane	ND	H	1400	57	ug/Kg	☼	09/20/12 16:07	09/26/12 00:14	1
1,2-Dichlorobenzene	ND	H	140	57	ug/Kg	☼	09/20/12 16:07	09/26/12 00:14	1
1,2-Dichloroethane	ND	H	140	57	ug/Kg	☼	09/20/12 16:07	09/26/12 00:14	1
1,2-Dichloropropane	ND	H	140	57	ug/Kg	☼	09/20/12 16:07	09/26/12 00:14	1
1,3-Dichlorobenzene	ND	H	140	57	ug/Kg	☼	09/20/12 16:07	09/26/12 00:14	1
1,3-Dichloropropane	ND	H	140	57	ug/Kg	☼	09/20/12 16:07	09/26/12 00:14	1
1,4-Dichlorobenzene	ND	H	140	57	ug/Kg	☼	09/20/12 16:07	09/26/12 00:14	1
2,2-Dichloropropane	ND	H	140	57	ug/Kg	☼	09/20/12 16:07	09/26/12 00:14	1
2-Butanone (MEK)	ND	H *	1400	360	ug/Kg	☼	09/20/12 16:07	09/26/12 00:14	1
2-Chlorotoluene	ND	H	140	57	ug/Kg	☼	09/20/12 16:07	09/26/12 00:14	1
2-Hexanone	ND	H	1400	360	ug/Kg	☼	09/20/12 16:07	09/26/12 00:14	1
4-Chlorotoluene	ND	H	140	57	ug/Kg	☼	09/20/12 16:07	09/26/12 00:14	1
4-Isopropyltoluene	ND	H	140	57	ug/Kg	☼	09/20/12 16:07	09/26/12 00:14	1

Method: 8260C - Volatile Organic Compounds by GC/MS - RA (Continued)

Client Sample ID: SB-121 D
Date Collected: 09/07/12 11:50
Date Received: 09/12/12 12:26

Lab Sample ID: 360-42692-38
Matrix: Solid
Percent Solids: 92.1

Analyte	Result	Qualifier	RL	MDL	Unit	D	Prepared	Analyzed	Dil Fac
4-Methyl-2-pentanone (MIBK)	ND	H	1400	360	ug/Kg	☼	09/20/12 16:07	09/26/12 00:14	1
Acetone	ND	H	14000	5700	ug/Kg	☼	09/20/12 16:07	09/26/12 00:14	1
Benzene	ND	H	140	57	ug/Kg	☼	09/20/12 16:07	09/26/12 00:14	1
Bromobenzene	ND	H	140	57	ug/Kg	☼	09/20/12 16:07	09/26/12 00:14	1
Bromoform	ND	H	140	57	ug/Kg	☼	09/20/12 16:07	09/26/12 00:14	1
Bromomethane	ND	H	280	57	ug/Kg	☼	09/20/12 16:07	09/26/12 00:14	1
Carbon tetrachloride	ND	H	140	57	ug/Kg	☼	09/20/12 16:07	09/26/12 00:14	1
Chlorobenzene	ND	H	140	57	ug/Kg	☼	09/20/12 16:07	09/26/12 00:14	1
Chlorobromomethane	ND	H	140	57	ug/Kg	☼	09/20/12 16:07	09/26/12 00:14	1
Chlorodibromomethane	ND	H	140	57	ug/Kg	☼	09/20/12 16:07	09/26/12 00:14	1
Chloroethane	ND	H *	280	57	ug/Kg	☼	09/20/12 16:07	09/26/12 00:14	1
Chloroform	ND	H	140	57	ug/Kg	☼	09/20/12 16:07	09/26/12 00:14	1
Chloromethane	ND	H	280	57	ug/Kg	☼	09/20/12 16:07	09/26/12 00:14	1
cis-1,2-Dichloroethene	ND	H	140	57	ug/Kg	☼	09/20/12 16:07	09/26/12 00:14	1
cis-1,3-Dichloropropene	ND	H	140	57	ug/Kg	☼	09/20/12 16:07	09/26/12 00:14	1
Dibromomethane	ND	H	140	57	ug/Kg	☼	09/20/12 16:07	09/26/12 00:14	1
Dichlorobromomethane	ND	H	140	57	ug/Kg	☼	09/20/12 16:07	09/26/12 00:14	1
Ethylbenzene	ND	H	140	57	ug/Kg	☼	09/20/12 16:07	09/26/12 00:14	1
Ethylene Dibromide	ND	H	140	57	ug/Kg	☼	09/20/12 16:07	09/26/12 00:14	1
Hexachlorobutadiene	ND	H	140	59	ug/Kg	☼	09/20/12 16:07	09/26/12 00:14	1
Isopropylbenzene	ND	H	140	57	ug/Kg	☼	09/20/12 16:07	09/26/12 00:14	1
m-Xylene & p-Xylene	ND	H	280	73	ug/Kg	☼	09/20/12 16:07	09/26/12 00:14	1
Methyl tert-butyl ether	ND	H	140	57	ug/Kg	☼	09/20/12 16:07	09/26/12 00:14	1
Methylene Chloride	ND	H	570	280	ug/Kg	☼	09/20/12 16:07	09/26/12 00:14	1
n-Butylbenzene	ND	H	140	57	ug/Kg	☼	09/20/12 16:07	09/26/12 00:14	1
N-Propylbenzene	ND	H	140	57	ug/Kg	☼	09/20/12 16:07	09/26/12 00:14	1
Naphthalene	ND	H	1400	57	ug/Kg	☼	09/20/12 16:07	09/26/12 00:14	1
o-Xylene	ND	H	140	57	ug/Kg	☼	09/20/12 16:07	09/26/12 00:14	1
sec-Butylbenzene	ND	H	140	57	ug/Kg	☼	09/20/12 16:07	09/26/12 00:14	1
Styrene	ND	H	140	57	ug/Kg	☼	09/20/12 16:07	09/26/12 00:14	1
tert-Butylbenzene	ND	H	140	57	ug/Kg	☼	09/20/12 16:07	09/26/12 00:14	1
Tetrachloroethene	ND	H	140	57	ug/Kg	☼	09/20/12 16:07	09/26/12 00:14	1
Toluene	ND	H	140	57	ug/Kg	☼	09/20/12 16:07	09/26/12 00:14	1
trans-1,2-Dichloroethene	ND	H	140	57	ug/Kg	☼	09/20/12 16:07	09/26/12 00:14	1
trans-1,3-Dichloropropene	ND	H	140	57	ug/Kg	☼	09/20/12 16:07	09/26/12 00:14	1
Trichloroethene	ND	H	140	57	ug/Kg	☼	09/20/12 16:07	09/26/12 00:14	1
Trichlorofluoromethane	ND	H	280	57	ug/Kg	☼	09/20/12 16:07	09/26/12 00:14	1
Vinyl chloride	ND	H *	140	57	ug/Kg	☼	09/20/12 16:07	09/26/12 00:14	1
1,3,5-Trimethylbenzene	ND	H	140	57	ug/Kg	☼	09/20/12 16:07	09/26/12 00:14	1

Surrogate	*%Recovery*	*Qualifier*	*Limits*	*Prepared*	*Analyzed*	*Dil Fac*
4-Bromofluorobenzene	*89*		*70 - 130*	*09/20/12 16:07*	*09/26/12 00:14*	*1*
Dibromofluoromethane	*101*		*70 - 130*	*09/20/12 16:07*	*09/26/12 00:14*	*1*
Toluene-d8 (Surr)	*102*		*70 - 130*	*09/20/12 16:07*	*09/26/12 00:14*	*1*

Client Sample Results

Client: Weston & Sampson Engineers
Project/Site: Washington Electric Property

TestAmerica Job ID: 360-42692-1

Method: 8270D - Semivolatile Organic Compounds (GC/MS)

Client Sample ID: SB-105 (2-4')
Date Collected: 09/06/12 10:34
Date Received: 09/12/12 12:26

Lab Sample ID: 360-42692-28
Matrix: Solid
Percent Solids: 90.4

Analyte	Result	Qualifier	RL	MDL	Unit	D	Prepared	Analyzed	Dil Fac
2-Methylnaphthalene	**1600**		180	54	ug/Kg	☼	09/17/12 15:06	09/24/12 18:53	1
Acenaphthene	ND		180	54	ug/Kg	☼	09/17/12 15:06	09/24/12 18:53	1
Acenaphthylene	ND		180	54	ug/Kg	☼	09/17/12 15:06	09/24/12 18:53	1
Anthracene	ND		180	54	ug/Kg	☼	09/17/12 15:06	09/24/12 18:53	1
Benzo[a]anthracene	ND		180	54	ug/Kg	☼	09/17/12 15:06	09/24/12 18:53	1
Benzo[a]pyrene	ND		180	54	ug/Kg	☼	09/17/12 15:06	09/24/12 18:53	1
Benzo[b]fluoranthene	ND		180	54	ug/Kg	☼	09/17/12 15:06	09/24/12 18:53	1
Benzo[g,h,i]perylene	ND		180	54	ug/Kg	☼	09/17/12 15:06	09/24/12 18:53	1
Benzo[k]fluoranthene	ND		190	54	ug/Kg	☼	09/17/12 15:06	09/24/12 18:53	1
Chrysene	ND		180	54	ug/Kg	☼	09/17/12 15:06	09/24/12 18:53	1
Dibenz(a,h)anthracene	ND		180	54	ug/Kg	☼	09/17/12 15:06	09/24/12 18:53	1
Fluoranthene	ND		180	54	ug/Kg	☼	09/17/12 15:06	09/24/12 18:53	1
Fluorene	ND		180	54	ug/Kg	☼	09/17/12 15:06	09/24/12 18:53	1
Indeno[1,2,3-cd]pyrene	ND		360	54	ug/Kg	☼	09/17/12 15:06	09/24/12 18:53	1
Naphthalene	**2700**		180	54	ug/Kg	☼	09/17/12 15:06	09/24/12 18:53	1
Pyrene	ND		180	54	ug/Kg	☼	09/17/12 15:06	09/24/12 18:53	1
Phenanthrene	ND		180	54	ug/Kg	☼	09/17/12 15:06	09/24/12 18:53	1

Surrogate	*%Recovery*	*Qualifier*	*Limits*	*Prepared*	*Analyzed*	*Dil Fac*
Nitrobenzene-d5 (Surr)	*88*		*30 - 130*	*09/17/12 15:06*	*09/24/12 18:53*	*1*
Terphenyl-d14 (Surr)	*96*		*30 - 130*	*09/17/12 15:06*	*09/24/12 18:53*	*1*
2-Fluorobiphenyl	*74*		*30 - 130*	*09/17/12 15:06*	*09/24/12 18:53*	*1*

Client Sample ID: Floor Drain B
Date Collected: 09/06/12 15:05
Date Received: 09/12/12 12:26

Lab Sample ID: 360-42692-30
Matrix: Solid
Percent Solids: 86.0

Analyte	Result	Qualifier	RL	MDL	Unit	D	Prepared	Analyzed	Dil Fac
2-Methylnaphthalene	ND		1900	580	ug/Kg	☼	09/17/12 15:06	09/24/12 19:23	10
Acenaphthene	ND		1900	580	ug/Kg	☼	09/17/12 15:06	09/24/12 19:23	10
Acenaphthylene	ND		1900	580	ug/Kg	☼	09/17/12 15:06	09/24/12 19:23	10
Anthracene	ND		1900	580	ug/Kg	☼	09/17/12 15:06	09/24/12 19:23	10
Benzo[a]anthracene	ND		1900	580	ug/Kg	☼	09/17/12 15:06	09/24/12 19:23	10
Benzo[a]pyrene	ND		1900	580	ug/Kg	☼	09/17/12 15:06	09/24/12 19:23	10
Benzo[b]fluoranthene	ND		1900	580	ug/Kg	☼	09/17/12 15:06	09/24/12 19:23	10
Benzo[g,h,i]perylene	ND		1900	580	ug/Kg	☼	09/17/12 15:06	09/24/12 19:23	10
Benzo[k]fluoranthene	ND		2000	580	ug/Kg	☼	09/17/12 15:06	09/24/12 19:23	10
Chrysene	ND		1900	580	ug/Kg	☼	09/17/12 15:06	09/24/12 19:23	10
Dibenz(a,h)anthracene	ND		1900	580	ug/Kg	☼	09/17/12 15:06	09/24/12 19:23	10
Fluoranthene	ND		1900	580	ug/Kg	☼	09/17/12 15:06	09/24/12 19:23	10
Fluorene	ND		1900	580	ug/Kg	☼	09/17/12 15:06	09/24/12 19:23	10
Indeno[1,2,3-cd]pyrene	ND		3800	580	ug/Kg	☼	09/17/12 15:06	09/24/12 19:23	10
Naphthalene	ND		1900	580	ug/Kg	☼	09/17/12 15:06	09/24/12 19:23	10
Pyrene	ND		1900	580	ug/Kg	☼	09/17/12 15:06	09/24/12 19:23	10
Phenanthrene	ND		1900	580	ug/Kg	☼	09/17/12 15:06	09/24/12 19:23	10

Surrogate	*%Recovery*	*Qualifier*	*Limits*	*Prepared*	*Analyzed*	*Dil Fac*
Nitrobenzene-d5 (Surr)	*68*		*30 - 130*	*09/17/12 15:06*	*09/24/12 19:23*	*10*
Terphenyl-d14 (Surr)	*82*		*30 - 130*	*09/17/12 15:06*	*09/24/12 19:23*	*10*
2-Fluorobiphenyl	*67*		*30 - 130*	*09/17/12 15:06*	*09/24/12 19:23*	*10*

Method: 8270D - Semivolatile Organic Compounds (GC/MS)

Client Sample ID: SB-110 (4-5') — **Lab Sample ID: 360-42692-31**
Date Collected: 09/06/12 14:21 — **Matrix: Solid**
Date Received: 09/12/12 12:26 — **Percent Solids: 81.8**

Analyte	Result	Qualifier	RL	MDL	Unit	D	Prepared	Analyzed	Dil Fac
2-Methylnaphthalene	ND		2000	600	ug/Kg	☼	09/17/12 15:06	09/24/12 19:54	10
Acenaphthene	ND		2000	600	ug/Kg	☼	09/17/12 15:06	09/24/12 19:54	10
Acenaphthylene	ND		2000	600	ug/Kg	☼	09/17/12 15:06	09/24/12 19:54	10
Anthracene	ND		2000	600	ug/Kg	☼	09/17/12 15:06	09/24/12 19:54	10
Benzo[a]anthracene	ND		2000	600	ug/Kg	☼	09/17/12 15:06	09/24/12 19:54	10
Benzo[a]pyrene	ND		2000	600	ug/Kg	☼	09/17/12 15:06	09/24/12 19:54	10
Benzo[b]fluoranthene	ND		2000	600	ug/Kg	☼	09/17/12 15:06	09/24/12 19:54	10
Benzo[g,h,i]perylene	ND		2000	600	ug/Kg	☼	09/17/12 15:06	09/24/12 19:54	10
Benzo[k]fluoranthene	ND		2100	600	ug/Kg	☼	09/17/12 15:06	09/24/12 19:54	10
Chrysene	ND		2000	600	ug/Kg	☼	09/17/12 15:06	09/24/12 19:54	10
Dibenz(a,h)anthracene	ND		2000	600	ug/Kg	☼	09/17/12 15:06	09/24/12 19:54	10
Fluoranthene	ND		2000	600	ug/Kg	☼	09/17/12 15:06	09/24/12 19:54	10
Fluorene	ND		2000	600	ug/Kg	☼	09/17/12 15:06	09/24/12 19:54	10
Indeno[1,2,3-cd]pyrene	ND		4000	600	ug/Kg	☼	09/17/12 15:06	09/24/12 19:54	10
Naphthalene	ND		2000	600	ug/Kg	☼	09/17/12 15:06	09/24/12 19:54	10
Pyrene	ND		2000	600	ug/Kg	☼	09/17/12 15:06	09/24/12 19:54	10
Phenanthrene	ND		2000	600	ug/Kg	☼	09/17/12 15:06	09/24/12 19:54	10

Surrogate	*%Recovery*	*Qualifier*	*Limits*	*Prepared*	*Analyzed*	*Dil Fac*
Nitrobenzene-d5 (Surr)	*12*	*X*	*30 - 130*	*09/17/12 15:06*	*09/24/12 19:54*	*10*
Terphenyl-d14 (Surr)	*82*		*30 - 130*	*09/17/12 15:06*	*09/24/12 19:54*	*10*
2-Fluorobiphenyl	*74*		*30 - 130*	*09/17/12 15:06*	*09/24/12 19:54*	*10*

Client Sample ID: SB-112 (9-10') — **Lab Sample ID: 360-42692-32**
Date Collected: 09/07/12 09:04 — **Matrix: Solid**
Date Received: 09/12/12 12:26 — **Percent Solids: 86.5**

Analyte	Result	Qualifier	RL	MDL	Unit	D	Prepared	Analyzed	Dil Fac
2-Methylnaphthalene	ND		190	57	ug/Kg	☼	09/17/12 15:06	09/24/12 20:24	1
Acenaphthene	ND		190	57	ug/Kg	☼	09/17/12 15:06	09/24/12 20:24	1
Acenaphthylene	ND		190	57	ug/Kg	☼	09/17/12 15:06	09/24/12 20:24	1
Anthracene	ND		190	57	ug/Kg	☼	09/17/12 15:06	09/24/12 20:24	1
Benzo[a]anthracene	ND		190	57	ug/Kg	☼	09/17/12 15:06	09/24/12 20:24	1
Benzo[a]pyrene	ND		190	57	ug/Kg	☼	09/17/12 15:06	09/24/12 20:24	1
Benzo[b]fluoranthene	ND		190	57	ug/Kg	☼	09/17/12 15:06	09/24/12 20:24	1
Benzo[g,h,i]perylene	ND		190	57	ug/Kg	☼	09/17/12 15:06	09/24/12 20:24	1
Benzo[k]fluoranthene	ND		200	57	ug/Kg	☼	09/17/12 15:06	09/24/12 20:24	1
Chrysene	ND		190	57	ug/Kg	☼	09/17/12 15:06	09/24/12 20:24	1
Dibenz(a,h)anthracene	ND		190	57	ug/Kg	☼	09/17/12 15:06	09/24/12 20:24	1
Fluoranthene	ND		190	57	ug/Kg	☼	09/17/12 15:06	09/24/12 20:24	1
Fluorene	ND		190	57	ug/Kg	☼	09/17/12 15:06	09/24/12 20:24	1
Indeno[1,2,3-cd]pyrene	ND		380	57	ug/Kg	☼	09/17/12 15:06	09/24/12 20:24	1
Naphthalene	ND		190	57	ug/Kg	☼	09/17/12 15:06	09/24/12 20:24	1
Pyrene	ND		190	57	ug/Kg	☼	09/17/12 15:06	09/24/12 20:24	1
Phenanthrene	ND		190	57	ug/Kg	☼	09/17/12 15:06	09/24/12 20:24	1

Surrogate	*%Recovery*	*Qualifier*	*Limits*	*Prepared*	*Analyzed*	*Dil Fac*
Nitrobenzene-d5 (Surr)	*70*		*30 - 130*	*09/17/12 15:06*	*09/24/12 20:24*	*1*
Terphenyl-d14 (Surr)	*91*		*30 - 130*	*09/17/12 15:06*	*09/24/12 20:24*	*1*
2-Fluorobiphenyl	*70*		*30 - 130*	*09/17/12 15:06*	*09/24/12 20:24*	*1*

Client Sample Results

Client: Weston & Sampson Engineers
Project/Site: Washington Electric Property

TestAmerica Job ID: 360-42692-1

Method: 8270D - Semivolatile Organic Compounds (GC/MS)

Client Sample ID: SB-114 (6-7')
Date Collected: 09/07/12 09:40
Date Received: 09/12/12 12:26

Lab Sample ID: 360-42692-33
Matrix: Solid
Percent Solids: 87.5

Analyte	Result	Qualifier	RL	MDL	Unit	D	Prepared	Analyzed	Dil Fac
2-Methylnaphthalene	ND		190	57	ug/Kg	☼	09/17/12 15:06	09/24/12 20:55	1
Acenaphthene	ND		190	57	ug/Kg	☼	09/17/12 15:06	09/24/12 20:55	1
Acenaphthylene	ND		190	57	ug/Kg	☼	09/17/12 15:06	09/24/12 20:55	1
Anthracene	ND		190	57	ug/Kg	☼	09/17/12 15:06	09/24/12 20:55	1
Benzo[a]anthracene	ND		190	57	ug/Kg	☼	09/17/12 15:06	09/24/12 20:55	1
Benzo[a]pyrene	ND		190	57	ug/Kg	☼	09/17/12 15:06	09/24/12 20:55	1
Benzo[b]fluoranthene	ND		190	57	ug/Kg	☼	09/17/12 15:06	09/24/12 20:55	1
Benzo[g,h,i]perylene	ND		190	57	ug/Kg	☼	09/17/12 15:06	09/24/12 20:55	1
Benzo[k]fluoranthene	ND		200	57	ug/Kg	☼	09/17/12 15:06	09/24/12 20:55	1
Chrysene	ND		190	57	ug/Kg	☼	09/17/12 15:06	09/24/12 20:55	1
Dibenz(a,h)anthracene	ND		190	57	ug/Kg	☼	09/17/12 15:06	09/24/12 20:55	1
Fluoranthene	ND		190	57	ug/Kg	☼	09/17/12 15:06	09/24/12 20:55	1
Fluorene	ND		190	57	ug/Kg	☼	09/17/12 15:06	09/24/12 20:55	1
Indeno[1,2,3-cd]pyrene	ND		380	57	ug/Kg	☼	09/17/12 15:06	09/24/12 20:55	1
Naphthalene	ND		190	57	ug/Kg	☼	09/17/12 15:06	09/24/12 20:55	1
Pyrene	ND		190	57	ug/Kg	☼	09/17/12 15:06	09/24/12 20:55	1
Phenanthrene	ND		190	57	ug/Kg	☼	09/17/12 15:06	09/24/12 20:55	1

Surrogate	*%Recovery*	*Qualifier*	*Limits*	*Prepared*	*Analyzed*	*Dil Fac*
Nitrobenzene-d5 (Surr)	*71*		*30 - 130*	*09/17/12 15:06*	*09/24/12 20:55*	*1*
Terphenyl-d14 (Surr)	*94*		*30 - 130*	*09/17/12 15:06*	*09/24/12 20:55*	*1*
2-Fluorobiphenyl	*72*		*30 - 130*	*09/17/12 15:06*	*09/24/12 20:55*	*1*

Client Sample ID: SB-117 (7-8')
Date Collected: 09/07/12 10:45
Date Received: 09/12/12 12:26

Lab Sample ID: 360-42692-34
Matrix: Solid
Percent Solids: 88.1

Analyte	Result	Qualifier	RL	MDL	Unit	D	Prepared	Analyzed	Dil Fac
2-Methylnaphthalene	ND		190	56	ug/Kg	☼	09/17/12 15:06	09/24/12 21:26	1
Acenaphthene	ND		190	56	ug/Kg	☼	09/17/12 15:06	09/24/12 21:26	1
Acenaphthylene	ND		190	56	ug/Kg	☼	09/17/12 15:06	09/24/12 21:26	1
Anthracene	ND		190	56	ug/Kg	☼	09/17/12 15:06	09/24/12 21:26	1
Benzo[a]anthracene	ND		190	56	ug/Kg	☼	09/17/12 15:06	09/24/12 21:26	1
Benzo[a]pyrene	ND		190	56	ug/Kg	☼	09/17/12 15:06	09/24/12 21:26	1
Benzo[b]fluoranthene	ND		190	56	ug/Kg	☼	09/17/12 15:06	09/24/12 21:26	1
Benzo[g,h,i]perylene	ND		190	56	ug/Kg	☼	09/17/12 15:06	09/24/12 21:26	1
Benzo[k]fluoranthene	ND		200	56	ug/Kg	☼	09/17/12 15:06	09/24/12 21:26	1
Chrysene	ND		190	56	ug/Kg	☼	09/17/12 15:06	09/24/12 21:26	1
Dibenz(a,h)anthracene	ND		190	56	ug/Kg	☼	09/17/12 15:06	09/24/12 21:26	1
Fluoranthene	ND		190	56	ug/Kg	☼	09/17/12 15:06	09/24/12 21:26	1
Fluorene	ND		190	56	ug/Kg	☼	09/17/12 15:06	09/24/12 21:26	1
Indeno[1,2,3-cd]pyrene	ND		370	56	ug/Kg	☼	09/17/12 15:06	09/24/12 21:26	1
Naphthalene	ND		190	56	ug/Kg	☼	09/17/12 15:06	09/24/12 21:26	1
Pyrene	ND		190	56	ug/Kg	☼	09/17/12 15:06	09/24/12 21:26	1
Phenanthrene	ND		190	56	ug/Kg	☼	09/17/12 15:06	09/24/12 21:26	1

Surrogate	*%Recovery*	*Qualifier*	*Limits*	*Prepared*	*Analyzed*	*Dil Fac*
Nitrobenzene-d5 (Surr)	*75*		*30 - 130*	*09/17/12 15:06*	*09/24/12 21:26*	*1*
Terphenyl-d14 (Surr)	*98*		*30 - 130*	*09/17/12 15:06*	*09/24/12 21:26*	*1*
2-Fluorobiphenyl	*72*		*30 - 130*	*09/17/12 15:06*	*09/24/12 21:26*	*1*

Client Sample Results

Client: Weston & Sampson Engineers
Project/Site: Washington Electric Property

TestAmerica Job ID: 360-42692-1

Method: 8270D - Semivolatile Organic Compounds (GC/MS)

Client Sample ID: SB-119 (6-7')
Date Collected: 09/07/12 11:10
Date Received: 09/12/12 12:26

Lab Sample ID: 360-42692-35
Matrix: Solid
Percent Solids: 91.8

Analyte	Result	Qualifier	RL	MDL	Unit	D	Prepared	Analyzed	Dil Fac
2-Methylnaphthalene	ND		180	54	ug/Kg	☼	09/17/12 15:06	09/24/12 21:57	1
Acenaphthene	ND		180	54	ug/Kg	☼	09/17/12 15:06	09/24/12 21:57	1
Acenaphthylene	ND		180	54	ug/Kg	☼	09/17/12 15:06	09/24/12 21:57	1
Anthracene	ND		180	54	ug/Kg	☼	09/17/12 15:06	09/24/12 21:57	1
Benzo[a]anthracene	ND		180	54	ug/Kg	☼	09/17/12 15:06	09/24/12 21:57	1
Benzo[a]pyrene	ND		180	54	ug/Kg	☼	09/17/12 15:06	09/24/12 21:57	1
Benzo[b]fluoranthene	ND		180	54	ug/Kg	☼	09/17/12 15:06	09/24/12 21:57	1
Benzo[g,h,i]perylene	ND		180	54	ug/Kg	☼	09/17/12 15:06	09/24/12 21:57	1
Benzo[k]fluoranthene	ND		190	54	ug/Kg	☼	09/17/12 15:06	09/24/12 21:57	1
Chrysene	ND		180	54	ug/Kg	☼	09/17/12 15:06	09/24/12 21:57	1
Dibenz(a,h)anthracene	ND		180	54	ug/Kg	☼	09/17/12 15:06	09/24/12 21:57	1
Fluoranthene	ND		180	54	ug/Kg	☼	09/17/12 15:06	09/24/12 21:57	1
Fluorene	ND		180	54	ug/Kg	☼	09/17/12 15:06	09/24/12 21:57	1
Indeno[1,2,3-cd]pyrene	ND		360	54	ug/Kg	☼	09/17/12 15:06	09/24/12 21:57	1
Naphthalene	ND		180	54	ug/Kg	☼	09/17/12 15:06	09/24/12 21:57	1
Pyrene	ND		180	54	ug/Kg	☼	09/17/12 15:06	09/24/12 21:57	1
Phenanthrene	ND		180	54	ug/Kg	☼	09/17/12 15:06	09/24/12 21:57	1

Surrogate	*%Recovery*	*Qualifier*	*Limits*	*Prepared*	*Analyzed*	*Dil Fac*
Nitrobenzene-d5 (Surr)	*74*		*30 - 130*	*09/17/12 15:06*	*09/24/12 21:57*	*1*
Terphenyl-d14 (Surr)	*105*		*30 - 130*	*09/17/12 15:06*	*09/24/12 21:57*	*1*
2-Fluorobiphenyl	*72*		*30 - 130*	*09/17/12 15:06*	*09/24/12 21:57*	*1*

Client Sample ID: SB-120 (5-6')
Date Collected: 09/07/12 11:25
Date Received: 09/12/12 12:26

Lab Sample ID: 360-42692-36
Matrix: Solid
Percent Solids: 89.9

Analyte	Result	Qualifier	RL	MDL	Unit	D	Prepared	Analyzed	Dil Fac
2-Methylnaphthalene	ND		180	55	ug/Kg	☼	09/17/12 15:06	09/24/12 22:28	1
Acenaphthene	ND		180	55	ug/Kg	☼	09/17/12 15:06	09/24/12 22:28	1
Acenaphthylene	ND		180	55	ug/Kg	☼	09/17/12 15:06	09/24/12 22:28	1
Anthracene	ND		180	55	ug/Kg	☼	09/17/12 15:06	09/24/12 22:28	1
Benzo[a]anthracene	ND		180	55	ug/Kg	☼	09/17/12 15:06	09/24/12 22:28	1
Benzo[a]pyrene	ND		180	55	ug/Kg	☼	09/17/12 15:06	09/24/12 22:28	1
Benzo[b]fluoranthene	ND		180	55	ug/Kg	☼	09/17/12 15:06	09/24/12 22:28	1
Benzo[g,h,i]perylene	ND		180	55	ug/Kg	☼	09/17/12 15:06	09/24/12 22:28	1
Benzo[k]fluoranthene	ND		200	55	ug/Kg	☼	09/17/12 15:06	09/24/12 22:28	1
Chrysene	ND		180	55	ug/Kg	☼	09/17/12 15:06	09/24/12 22:28	1
Dibenz(a,h)anthracene	ND		180	55	ug/Kg	☼	09/17/12 15:06	09/24/12 22:28	1
Fluoranthene	ND		180	55	ug/Kg	☼	09/17/12 15:06	09/24/12 22:28	1
Fluorene	ND		180	55	ug/Kg	☼	09/17/12 15:06	09/24/12 22:28	1
Indeno[1,2,3-cd]pyrene	ND		370	55	ug/Kg	☼	09/17/12 15:06	09/24/12 22:28	1
Naphthalene	ND		180	55	ug/Kg	☼	09/17/12 15:06	09/24/12 22:28	1
Pyrene	ND		180	55	ug/Kg	☼	09/17/12 15:06	09/24/12 22:28	1
Phenanthrene	ND		180	55	ug/Kg	☼	09/17/12 15:06	09/24/12 22:28	1

Surrogate	*%Recovery*	*Qualifier*	*Limits*	*Prepared*	*Analyzed*	*Dil Fac*
Nitrobenzene-d5 (Surr)	*71*		*30 - 130*	*09/17/12 15:06*	*09/24/12 22:28*	*1*
Terphenyl-d14 (Surr)	*95*		*30 - 130*	*09/17/12 15:06*	*09/24/12 22:28*	*1*
2-Fluorobiphenyl	*71*		*30 - 130*	*09/17/12 15:06*	*09/24/12 22:28*	*1*

Method: 8270D - Semivolatile Organic Compounds (GC/MS)

Client Sample ID: SB-121 (5-6')
Date Collected: 09/07/12 11:40
Date Received: 09/12/12 12:26

Lab Sample ID: 360-42692-37
Matrix: Solid
Percent Solids: 91.5

Analyte	Result	Qualifier	RL	MDL	Unit	D	Prepared	Analyzed	Dil Fac
2-Methylnaphthalene	ND		180	54	ug/Kg	☼	09/17/12 15:06	09/24/12 22:58	1
Acenaphthene	ND		180	54	ug/Kg	☼	09/17/12 15:06	09/24/12 22:58	1
Acenaphthylene	ND		180	54	ug/Kg	☼	09/17/12 15:06	09/24/12 22:58	1
Anthracene	ND		180	54	ug/Kg	☼	09/17/12 15:06	09/24/12 22:58	1
Benzo[a]anthracene	ND		180	54	ug/Kg	☼	09/17/12 15:06	09/24/12 22:58	1
Benzo[a]pyrene	ND		180	54	ug/Kg	☼	09/17/12 15:06	09/24/12 22:58	1
Benzo[b]fluoranthene	ND		180	54	ug/Kg	☼	09/17/12 15:06	09/24/12 22:58	1
Benzo[g,h,i]perylene	ND		180	54	ug/Kg	☼	09/17/12 15:06	09/24/12 22:58	1
Benzo[k]fluoranthene	ND		190	54	ug/Kg	☼	09/17/12 15:06	09/24/12 22:58	1
Chrysene	ND		180	54	ug/Kg	☼	09/17/12 15:06	09/24/12 22:58	1
Dibenz(a,h)anthracene	ND		180	54	ug/Kg	☼	09/17/12 15:06	09/24/12 22:58	1
Fluoranthene	ND		180	54	ug/Kg	☼	09/17/12 15:06	09/24/12 22:58	1
Fluorene	ND		180	54	ug/Kg	☼	09/17/12 15:06	09/24/12 22:58	1
Indeno[1,2,3-cd]pyrene	ND		360	54	ug/Kg	☼	09/17/12 15:06	09/24/12 22:58	1
Naphthalene	ND		180	54	ug/Kg	☼	09/17/12 15:06	09/24/12 22:58	1
Pyrene	ND		180	54	ug/Kg	☼	09/17/12 15:06	09/24/12 22:58	1
Phenanthrene	ND		180	54	ug/Kg	☼	09/17/12 15:06	09/24/12 22:58	1

Surrogate	*%Recovery*	*Qualifier*	*Limits*	*Prepared*	*Analyzed*	*Dil Fac*
Nitrobenzene-d5 (Surr)	*72*		*30 - 130*	*09/17/12 15:06*	*09/24/12 22:58*	*1*
Terphenyl-d14 (Surr)	*94*		*30 - 130*	*09/17/12 15:06*	*09/24/12 22:58*	*1*
2-Fluorobiphenyl	*71*		*30 - 130*	*09/17/12 15:06*	*09/24/12 22:58*	*1*

Client Sample ID: SB-121 D
Date Collected: 09/07/12 11:50
Date Received: 09/12/12 12:26

Lab Sample ID: 360-42692-38
Matrix: Solid
Percent Solids: 92.1

Analyte	Result	Qualifier	RL	MDL	Unit	D	Prepared	Analyzed	Dil Fac
2-Methylnaphthalene	ND		180	53	ug/Kg	☼	09/17/12 15:06	09/24/12 23:29	1
Acenaphthene	ND		180	53	ug/Kg	☼	09/17/12 15:06	09/24/12 23:29	1
Acenaphthylene	ND		180	53	ug/Kg	☼	09/17/12 15:06	09/24/12 23:29	1
Anthracene	ND		180	53	ug/Kg	☼	09/17/12 15:06	09/24/12 23:29	1
Benzo[a]anthracene	ND		180	53	ug/Kg	☼	09/17/12 15:06	09/24/12 23:29	1
Benzo[a]pyrene	ND		180	53	ug/Kg	☼	09/17/12 15:06	09/24/12 23:29	1
Benzo[b]fluoranthene	ND		180	53	ug/Kg	☼	09/17/12 15:06	09/24/12 23:29	1
Benzo[g,h,i]perylene	ND		180	53	ug/Kg	☼	09/17/12 15:06	09/24/12 23:29	1
Benzo[k]fluoranthene	ND		190	53	ug/Kg	☼	09/17/12 15:06	09/24/12 23:29	1
Chrysene	ND		180	53	ug/Kg	☼	09/17/12 15:06	09/24/12 23:29	1
Dibenz(a,h)anthracene	ND		180	53	ug/Kg	☼	09/17/12 15:06	09/24/12 23:29	1
Fluoranthene	ND		180	53	ug/Kg	☼	09/17/12 15:06	09/24/12 23:29	1
Fluorene	ND		180	53	ug/Kg	☼	09/17/12 15:06	09/24/12 23:29	1
Indeno[1,2,3-cd]pyrene	ND		360	53	ug/Kg	☼	09/17/12 15:06	09/24/12 23:29	1
Naphthalene	ND		180	53	ug/Kg	☼	09/17/12 15:06	09/24/12 23:29	1
Pyrene	ND		180	53	ug/Kg	☼	09/17/12 15:06	09/24/12 23:29	1
Phenanthrene	ND		180	53	ug/Kg	☼	09/17/12 15:06	09/24/12 23:29	1

Surrogate	*%Recovery*	*Qualifier*	*Limits*	*Prepared*	*Analyzed*	*Dil Fac*
Nitrobenzene-d5 (Surr)	*72*		*30 - 130*	*09/17/12 15:06*	*09/24/12 23:29*	*1*
Terphenyl-d14 (Surr)	*99*		*30 - 130*	*09/17/12 15:06*	*09/24/12 23:29*	*1*
2-Fluorobiphenyl	*72*		*30 - 130*	*09/17/12 15:06*	*09/24/12 23:29*	*1*

Method: 8082A - Polychlorinated Biphenyls (PCBs) by Gas Chromatography

Client Sample ID: SB-101 (0-0.5') — **Lab Sample ID: 360-42692-1**
Date Collected: 09/06/12 08:50 — **Matrix: Solid**
Date Received: 09/12/12 12:26 — **Percent Solids: 91.8**

Analyte	Result	Qualifier	RL	MDL	Unit	D	Prepared	Analyzed	Dil Fac
PCB-1016	ND		110	32	ug/Kg	☼	09/19/12 16:52	09/19/12 21:42	1
PCB-1221	ND		110	62	ug/Kg	☼	09/19/12 16:52	09/19/12 21:42	1
PCB-1232	ND		110	92	ug/Kg	☼	09/19/12 16:52	09/19/12 21:42	1
PCB-1242	ND		110	38	ug/Kg	☼	09/19/12 16:52	09/19/12 21:42	1
PCB-1248	ND		110	100	ug/Kg	☼	09/19/12 16:52	09/19/12 21:42	1
PCB-1254	ND		110	63	ug/Kg	☼	09/19/12 16:52	09/19/12 21:42	1
PCB-1260	ND		110	46	ug/Kg	☼	09/19/12 16:52	09/19/12 21:42	1
PCB-1262	ND		110	57	ug/Kg	☼	09/19/12 16:52	09/19/12 21:42	1
PCB-1268	ND		110	52	ug/Kg	☼	09/19/12 16:52	09/19/12 21:42	1

Surrogate	*%Recovery*	*Qualifier*	*Limits*	*Prepared*	*Analyzed*	*Dil Fac*
DCB Decachlorobiphenyl	*103*		*30 - 150*	*09/19/12 16:52*	*09/19/12 21:42*	*1*
DCB Decachlorobiphenyl	*87*		*30 - 150*	*09/19/12 16:52*	*09/19/12 21:42*	*1*
Tetrachloro-m-xylene	*88*		*30 - 150*	*09/19/12 16:52*	*09/19/12 21:42*	*1*
Tetrachloro-m-xylene	*87*		*30 - 150*	*09/19/12 16:52*	*09/19/12 21:42*	*1*

Client Sample ID: SB-101 (0.5-2') — **Lab Sample ID: 360-42692-2**
Date Collected: 09/06/12 08:52 — **Matrix: Solid**
Date Received: 09/12/12 12:26 — **Percent Solids: 91.5**

Analyte	Result	Qualifier	RL	MDL	Unit	D	Prepared	Analyzed	Dil Fac
PCB-1016	ND		110	32	ug/Kg	☼	09/19/12 16:52	09/19/12 22:04	1
PCB-1221	ND		110	63	ug/Kg	☼	09/19/12 16:52	09/19/12 22:04	1
PCB-1232	ND		110	92	ug/Kg	☼	09/19/12 16:52	09/19/12 22:04	1
PCB-1242	ND		110	38	ug/Kg	☼	09/19/12 16:52	09/19/12 22:04	1
PCB-1248	ND		110	100	ug/Kg	☼	09/19/12 16:52	09/19/12 22:04	1
PCB-1254	ND		110	63	ug/Kg	☼	09/19/12 16:52	09/19/12 22:04	1
PCB-1260	ND		110	46	ug/Kg	☼	09/19/12 16:52	09/19/12 22:04	1
PCB-1262	ND		110	58	ug/Kg	☼	09/19/12 16:52	09/19/12 22:04	1
PCB-1268	ND		110	52	ug/Kg	☼	09/19/12 16:52	09/19/12 22:04	1

Surrogate	*%Recovery*	*Qualifier*	*Limits*	*Prepared*	*Analyzed*	*Dil Fac*
DCB Decachlorobiphenyl	*121*		*30 - 150*	*09/19/12 16:52*	*09/19/12 22:04*	*1*
DCB Decachlorobiphenyl	*93*		*30 - 150*	*09/19/12 16:52*	*09/19/12 22:04*	*1*
Tetrachloro-m-xylene	*98*		*30 - 150*	*09/19/12 16:52*	*09/19/12 22:04*	*1*
Tetrachloro-m-xylene	*93*		*30 - 150*	*09/19/12 16:52*	*09/19/12 22:04*	*1*

Client Sample ID: SB-101 (2'-4') — **Lab Sample ID: 360-42692-3**
Date Collected: 09/06/12 08:56 — **Matrix: Solid**
Date Received: 09/12/12 12:26 — **Percent Solids: 91.6**

Analyte	Result	Qualifier	RL	MDL	Unit	D	Prepared	Analyzed	Dil Fac
PCB-1016	ND		100	31	ug/Kg	☼	09/19/12 16:52	09/19/12 22:26	1
PCB-1221	ND		100	60	ug/Kg	☼	09/19/12 16:52	09/19/12 22:26	1
PCB-1232	ND		100	89	ug/Kg	☼	09/19/12 16:52	09/19/12 22:26	1
PCB-1242	ND		100	37	ug/Kg	☼	09/19/12 16:52	09/19/12 22:26	1
PCB-1248	ND		100	99	ug/Kg	☼	09/19/12 16:52	09/19/12 22:26	1
PCB-1254	ND		100	60	ug/Kg	☼	09/19/12 16:52	09/19/12 22:26	1
PCB-1260	ND		100	44	ug/Kg	☼	09/19/12 16:52	09/19/12 22:26	1
PCB-1262	ND		100	56	ug/Kg	☼	09/19/12 16:52	09/19/12 22:26	1
PCB-1268	ND		100	50	ug/Kg	☼	09/19/12 16:52	09/19/12 22:26	1

Surrogate	*%Recovery*	*Qualifier*	*Limits*	*Prepared*	*Analyzed*	*Dil Fac*
DCB Decachlorobiphenyl	*125*		*30 - 150*	*09/19/12 16:52*	*09/19/12 22:26*	*1*

Method: 8082A - Polychlorinated Biphenyls (PCBs) by Gas Chromatography (Continued)

Client Sample ID: SB-101 (2'-4') — **Lab Sample ID: 360-42692-3**
Date Collected: 09/06/12 08:56 — **Matrix: Solid**
Date Received: 09/12/12 12:26 — **Percent Solids: 91.6**

Surrogate	%Recovery	Qualifier	Limits	Prepared	Analyzed	Dil Fac
DCB Decachlorobiphenyl	102		30 - 150	09/19/12 16:52	09/19/12 22:26	1
Tetrachloro-m-xylene	97		30 - 150	09/19/12 16:52	09/19/12 22:26	1
Tetrachloro-m-xylene	95		30 - 150	09/19/12 16:52	09/19/12 22:26	1

Client Sample ID: SB-102 (0-0.5') — **Lab Sample ID: 360-42692-4**
Date Collected: 09/06/12 09:05 — **Matrix: Solid**
Date Received: 09/12/12 12:26 — **Percent Solids: 91.5**

Analyte	Result	Qualifier	RL	MDL	Unit	D	Prepared	Analyzed	Dil Fac
PCB-1016	ND		100	31	ug/Kg	☼	09/19/12 16:52	09/19/12 22:48	1
PCB-1221	ND		100	61	ug/Kg	☼	09/19/12 16:52	09/19/12 22:48	1
PCB-1232	ND		100	90	ug/Kg	☼	09/19/12 16:52	09/19/12 22:48	1
PCB-1242	ND		100	37	ug/Kg	☼	09/19/12 16:52	09/19/12 22:48	1
PCB-1248	ND		100	99	ug/Kg	☼	09/19/12 16:52	09/19/12 22:48	1
PCB-1254	ND		100	61	ug/Kg	☼	09/19/12 16:52	09/19/12 22:48	1
PCB-1260	ND		100	44	ug/Kg	☼	09/19/12 16:52	09/19/12 22:48	1
PCB-1262	ND		100	56	ug/Kg	☼	09/19/12 16:52	09/19/12 22:48	1
PCB-1268	ND		100	50	ug/Kg	☼	09/19/12 16:52	09/19/12 22:48	1

Surrogate	%Recovery	Qualifier	Limits	Prepared	Analyzed	Dil Fac
DCB Decachlorobiphenyl	106		30 - 150	09/19/12 16:52	09/19/12 22:48	1
DCB Decachlorobiphenyl	91		30 - 150	09/19/12 16:52	09/19/12 22:48	1
Tetrachloro-m-xylene	87		30 - 150	09/19/12 16:52	09/19/12 22:48	1
Tetrachloro-m-xylene	81		30 - 150	09/19/12 16:52	09/19/12 22:48	1

Client Sample ID: SB-102 (0.5-2') — **Lab Sample ID: 360-42692-5**
Date Collected: 09/06/12 09:07 — **Matrix: Solid**
Date Received: 09/12/12 12:26 — **Percent Solids: 91.2**

Analyte	Result	Qualifier	RL	MDL	Unit	D	Prepared	Analyzed	Dil Fac
PCB-1016	ND		100	31	ug/Kg	☼	09/19/12 16:52	09/19/12 23:10	1
PCB-1221	ND		100	60	ug/Kg	☼	09/19/12 16:52	09/19/12 23:10	1
PCB-1232	ND		100	89	ug/Kg	☼	09/19/12 16:52	09/19/12 23:10	1
PCB-1242	ND		100	36	ug/Kg	☼	09/19/12 16:52	09/19/12 23:10	1
PCB-1248	ND		100	98	ug/Kg	☼	09/19/12 16:52	09/19/12 23:10	1
PCB-1254	ND		100	60	ug/Kg	☼	09/19/12 16:52	09/19/12 23:10	1
PCB-1260	ND		100	44	ug/Kg	☼	09/19/12 16:52	09/19/12 23:10	1
PCB-1262	ND		100	55	ug/Kg	☼	09/19/12 16:52	09/19/12 23:10	1
PCB-1268	ND		100	50	ug/Kg	☼	09/19/12 16:52	09/19/12 23:10	1

Surrogate	%Recovery	Qualifier	Limits	Prepared	Analyzed	Dil Fac
DCB Decachlorobiphenyl	119		30 - 150	09/19/12 16:52	09/19/12 23:10	1
DCB Decachlorobiphenyl	96		30 - 150	09/19/12 16:52	09/19/12 23:10	1
Tetrachloro-m-xylene	92		30 - 150	09/19/12 16:52	09/19/12 23:10	1
Tetrachloro-m-xylene	92		30 - 150	09/19/12 16:52	09/19/12 23:10	1

Client Sample ID: SB-102 (2-4') — **Lab Sample ID: 360-42692-6**
Date Collected: 09/06/12 09:10 — **Matrix: Solid**
Date Received: 09/12/12 12:26 — **Percent Solids: 90.7**

Analyte	Result	Qualifier	RL	MDL	Unit	D	Prepared	Analyzed	Dil Fac
PCB-1016	ND		100	31	ug/Kg	☼	09/19/12 16:52	09/19/12 23:31	1
PCB-1221	ND		100	61	ug/Kg	☼	09/19/12 16:52	09/19/12 23:31	1
PCB-1232	ND		100	90	ug/Kg	☼	09/19/12 16:52	09/19/12 23:31	1
PCB-1242	ND		100	37	ug/Kg	☼	09/19/12 16:52	09/19/12 23:31	1

Method: 8082A - Polychlorinated Biphenyls (PCBs) by Gas Chromatography (Continued)

Client Sample ID: SB-102 (2-4') — **Lab Sample ID: 360-42692-6**
Date Collected: 09/06/12 09:10 — **Matrix: Solid**
Date Received: 09/12/12 12:26 — **Percent Solids: 90.7**

Analyte	Result	Qualifier	RL	MDL	Unit	D	Prepared	Analyzed	Dil Fac
PCB-1248	ND		100	99	ug/Kg	☼	09/19/12 16:52	09/19/12 23:31	1
PCB-1254	ND		100	61	ug/Kg	☼	09/19/12 16:52	09/19/12 23:31	1
PCB-1260	ND		100	44	ug/Kg	☼	09/19/12 16:52	09/19/12 23:31	1
PCB-1262	ND		100	56	ug/Kg	☼	09/19/12 16:52	09/19/12 23:31	1
PCB-1268	ND		100	50	ug/Kg	☼	09/19/12 16:52	09/19/12 23:31	1

Surrogate	*%Recovery*	*Qualifier*	*Limits*	*Prepared*	*Analyzed*	*Dil Fac*
DCB Decachlorobiphenyl	*106*		*30 - 150*	*09/19/12 16:52*	*09/19/12 23:31*	*1*
DCB Decachlorobiphenyl	*89*		*30 - 150*	*09/19/12 16:52*	*09/19/12 23:31*	*1*
Tetrachloro-m-xylene	*91*		*30 - 150*	*09/19/12 16:52*	*09/19/12 23:31*	*1*
Tetrachloro-m-xylene	*87*		*30 - 150*	*09/19/12 16:52*	*09/19/12 23:31*	*1*

Client Sample ID: SB-103 (0-0.5') — **Lab Sample ID: 360-42692-7**
Date Collected: 09/06/12 09:12 — **Matrix: Solid**
Date Received: 09/12/12 12:26 — **Percent Solids: 90.6**

Analyte	Result	Qualifier	RL	MDL	Unit	D	Prepared	Analyzed	Dil Fac
PCB-1016	ND		100	31	ug/Kg	☼	09/19/12 16:52	09/19/12 23:53	1
PCB-1221	ND		100	61	ug/Kg	☼	09/19/12 16:52	09/19/12 23:53	1
PCB-1232	ND		100	90	ug/Kg	☼	09/19/12 16:52	09/19/12 23:53	1
PCB-1242	ND		100	37	ug/Kg	☼	09/19/12 16:52	09/19/12 23:53	1
PCB-1248	ND		100	99	ug/Kg	☼	09/19/12 16:52	09/19/12 23:53	1
PCB-1254	ND		100	61	ug/Kg	☼	09/19/12 16:52	09/19/12 23:53	1
PCB-1260	ND		100	44	ug/Kg	☼	09/19/12 16:52	09/19/12 23:53	1
PCB-1262	ND		100	56	ug/Kg	☼	09/19/12 16:52	09/19/12 23:53	1
PCB-1268	ND		100	50	ug/Kg	☼	09/19/12 16:52	09/19/12 23:53	1

Surrogate	*%Recovery*	*Qualifier*	*Limits*	*Prepared*	*Analyzed*	*Dil Fac*
DCB Decachlorobiphenyl	*124*		*30 - 150*	*09/19/12 16:52*	*09/19/12 23:53*	*1*
DCB Decachlorobiphenyl	*99*		*30 - 150*	*09/19/12 16:52*	*09/19/12 23:53*	*1*
Tetrachloro-m-xylene	*99*		*30 - 150*	*09/19/12 16:52*	*09/19/12 23:53*	*1*
Tetrachloro-m-xylene	*97*		*30 - 150*	*09/19/12 16:52*	*09/19/12 23:53*	*1*

Client Sample ID: SB-103 (0.5-2') — **Lab Sample ID: 360-42692-8**
Date Collected: 09/06/12 09:14 — **Matrix: Solid**
Date Received: 09/12/12 12:26 — **Percent Solids: 94.8**

Analyte	Result	Qualifier	RL	MDL	Unit	D	Prepared	Analyzed	Dil Fac
PCB-1016	ND		100	31	ug/Kg	☼	09/19/12 16:52	09/20/12 00:15	1
PCB-1221	ND		100	60	ug/Kg	☼	09/19/12 16:52	09/20/12 00:15	1
PCB-1232	ND		100	89	ug/Kg	☼	09/19/12 16:52	09/20/12 00:15	1
PCB-1242	ND		100	37	ug/Kg	☼	09/19/12 16:52	09/20/12 00:15	1
PCB-1248	ND		100	99	ug/Kg	☼	09/19/12 16:52	09/20/12 00:15	1
PCB-1254	ND		100	60	ug/Kg	☼	09/19/12 16:52	09/20/12 00:15	1
PCB-1260	ND		100	44	ug/Kg	☼	09/19/12 16:52	09/20/12 00:15	1
PCB-1262	ND		100	55	ug/Kg	☼	09/19/12 16:52	09/20/12 00:15	1
PCB-1268	ND		100	50	ug/Kg	☼	09/19/12 16:52	09/20/12 00:15	1

Surrogate	*%Recovery*	*Qualifier*	*Limits*	*Prepared*	*Analyzed*	*Dil Fac*
DCB Decachlorobiphenyl	*107*		*30 - 150*	*09/19/12 16:52*	*09/20/12 00:15*	*1*
DCB Decachlorobiphenyl	*90*		*30 - 150*	*09/19/12 16:52*	*09/20/12 00:15*	*1*
Tetrachloro-m-xylene	*90*		*30 - 150*	*09/19/12 16:52*	*09/20/12 00:15*	*1*
Tetrachloro-m-xylene	*89*		*30 - 150*	*09/19/12 16:52*	*09/20/12 00:15*	*1*

Method: 8082A - Polychlorinated Biphenyls (PCBs) by Gas Chromatography

Client Sample ID: SB-103 (2-4') — **Lab Sample ID: 360-42692-9**
Date Collected: 09/06/12 09:16 — **Matrix: Solid**
Date Received: 09/12/12 12:26 — **Percent Solids: 89.9**

Analyte	Result	Qualifier	RL	MDL	Unit	D	Prepared	Analyzed	Dil Fac
PCB-1016	ND		100	30	ug/Kg	☼	09/19/12 16:52	09/20/12 00:37	1
PCB-1221	ND		100	59	ug/Kg	☼	09/19/12 16:52	09/20/12 00:37	1
PCB-1232	ND		100	87	ug/Kg	☼	09/19/12 16:52	09/20/12 00:37	1
PCB-1242	ND		100	36	ug/Kg	☼	09/19/12 16:52	09/20/12 00:37	1
PCB-1248	ND		100	96	ug/Kg	☼	09/19/12 16:52	09/20/12 00:37	1
PCB-1254	ND		100	59	ug/Kg	☼	09/19/12 16:52	09/20/12 00:37	1
PCB-1260	ND		100	43	ug/Kg	☼	09/19/12 16:52	09/20/12 00:37	1
PCB-1262	ND		100	54	ug/Kg	☼	09/19/12 16:52	09/20/12 00:37	1
PCB-1268	ND		100	49	ug/Kg	☼	09/19/12 16:52	09/20/12 00:37	1

Surrogate	*%Recovery*	*Qualifier*	*Limits*	*Prepared*	*Analyzed*	*Dil Fac*
DCB Decachlorobiphenyl	*112*		*30 - 150*	*09/19/12 16:52*	*09/20/12 00:37*	*1*
DCB Decachlorobiphenyl	*90*		*30 - 150*	*09/19/12 16:52*	*09/20/12 00:37*	*1*
Tetrachloro-m-xylene	*90*		*30 - 150*	*09/19/12 16:52*	*09/20/12 00:37*	*1*
Tetrachloro-m-xylene	*85*		*30 - 150*	*09/19/12 16:52*	*09/20/12 00:37*	*1*

Client Sample ID: SB-104 (0-0.5') — **Lab Sample ID: 360-42692-10**
Date Collected: 09/06/12 09:13 — **Matrix: Solid**
Date Received: 09/12/12 12:26 — **Percent Solids: 90.7**

Analyte	Result	Qualifier	RL	MDL	Unit	D	Prepared	Analyzed	Dil Fac
PCB-1016	ND		110	31	ug/Kg	☼	09/19/12 16:52	09/20/12 00:59	1
PCB-1221	ND		110	61	ug/Kg	☼	09/19/12 16:52	09/20/12 00:59	1
PCB-1232	ND		110	91	ug/Kg	☼	09/19/12 16:52	09/20/12 00:59	1
PCB-1242	ND		110	37	ug/Kg	☼	09/19/12 16:52	09/20/12 00:59	1
PCB-1248	ND		110	100	ug/Kg	☼	09/19/12 16:52	09/20/12 00:59	1
PCB-1254	ND		110	61	ug/Kg	☼	09/19/12 16:52	09/20/12 00:59	1
PCB-1260	ND		110	45	ug/Kg	☼	09/19/12 16:52	09/20/12 00:59	1
PCB-1262	ND		110	56	ug/Kg	☼	09/19/12 16:52	09/20/12 00:59	1
PCB-1268	ND		110	51	ug/Kg	☼	09/19/12 16:52	09/20/12 00:59	1

Surrogate	*%Recovery*	*Qualifier*	*Limits*	*Prepared*	*Analyzed*	*Dil Fac*
DCB Decachlorobiphenyl	*110*		*30 - 150*	*09/19/12 16:52*	*09/20/12 00:59*	*1*
DCB Decachlorobiphenyl	*88*		*30 - 150*	*09/19/12 16:52*	*09/20/12 00:59*	*1*
Tetrachloro-m-xylene	*92*		*30 - 150*	*09/19/12 16:52*	*09/20/12 00:59*	*1*
Tetrachloro-m-xylene	*88*		*30 - 150*	*09/19/12 16:52*	*09/20/12 00:59*	*1*

Client Sample ID: SB-104 (0.5-2') — **Lab Sample ID: 360-42692-11**
Date Collected: 09/06/12 09:15 — **Matrix: Solid**
Date Received: 09/12/12 12:26 — **Percent Solids: 93.8**

Analyte	Result	Qualifier	RL	MDL	Unit	D	Prepared	Analyzed	Dil Fac
PCB-1016	ND		100	30	ug/Kg	☼	09/19/12 16:52	09/20/12 01:21	1
PCB-1221	ND		100	59	ug/Kg	☼	09/19/12 16:52	09/20/12 01:21	1
PCB-1232	ND		100	87	ug/Kg	☼	09/19/12 16:52	09/20/12 01:21	1
PCB-1242	ND		100	36	ug/Kg	☼	09/19/12 16:52	09/20/12 01:21	1
PCB-1248	ND		100	96	ug/Kg	☼	09/19/12 16:52	09/20/12 01:21	1
PCB-1254	ND		100	59	ug/Kg	☼	09/19/12 16:52	09/20/12 01:21	1
PCB-1260	**140**		100	43	ug/Kg	☼	09/19/12 16:52	09/20/12 01:21	1
PCB-1262	ND		100	54	ug/Kg	☼	09/19/12 16:52	09/20/12 01:21	1
PCB-1268	ND		100	48	ug/Kg	☼	09/19/12 16:52	09/20/12 01:21	1

Surrogate	*%Recovery*	*Qualifier*	*Limits*	*Prepared*	*Analyzed*	*Dil Fac*
DCB Decachlorobiphenyl	*106*		*30 - 150*	*09/19/12 16:52*	*09/20/12 01:21*	*1*

Method: 8082A - Polychlorinated Biphenyls (PCBs) by Gas Chromatography (Continued)

Client Sample ID: SB-104 (0.5-2') — **Lab Sample ID: 360-42692-11**
Date Collected: 09/06/12 09:15 — **Matrix: Solid**
Date Received: 09/12/12 12:26 — **Percent Solids: 93.8**

Surrogate	*%Recovery*	*Qualifier*	*Limits*	*Prepared*	*Analyzed*	*Dil Fac*
DCB Decachlorobiphenyl	*79*		*30 - 150*	*09/19/12 16:52*	*09/20/12 01:21*	*1*
Tetrachloro-m-xylene	*89*		*30 - 150*	*09/19/12 16:52*	*09/20/12 01:21*	*1*
Tetrachloro-m-xylene	*86*		*30 - 150*	*09/19/12 16:52*	*09/20/12 01:21*	*1*

Client Sample ID: SB-104 (2-4') — **Lab Sample ID: 360-42692-12**
Date Collected: 09/06/12 09:17 — **Matrix: Solid**
Date Received: 09/12/12 12:26 — **Percent Solids: 92.2**

Analyte	Result	Qualifier	RL	MDL	Unit	D	Prepared	Analyzed	Dil Fac
PCB-1016	ND		100	30	ug/Kg	☼	09/19/12 16:52	09/20/12 01:43	1
PCB-1221	ND		100	59	ug/Kg	☼	09/19/12 16:52	09/20/12 01:43	1
PCB-1232	ND		100	88	ug/Kg	☼	09/19/12 16:52	09/20/12 01:43	1
PCB-1242	ND		100	36	ug/Kg	☼	09/19/12 16:52	09/20/12 01:43	1
PCB-1248	ND		100	97	ug/Kg	☼	09/19/12 16:52	09/20/12 01:43	1
PCB-1254	ND		100	60	ug/Kg	☼	09/19/12 16:52	09/20/12 01:43	1
PCB-1260	ND		100	43	ug/Kg	☼	09/19/12 16:52	09/20/12 01:43	1
PCB-1262	ND		100	55	ug/Kg	☼	09/19/12 16:52	09/20/12 01:43	1
PCB-1268	ND		100	49	ug/Kg	☼	09/19/12 16:52	09/20/12 01:43	1

Surrogate	*%Recovery*	*Qualifier*	*Limits*	*Prepared*	*Analyzed*	*Dil Fac*
DCB Decachlorobiphenyl	*107*		*30 - 150*	*09/19/12 16:52*	*09/20/12 01:43*	*1*
DCB Decachlorobiphenyl	*77*		*30 - 150*	*09/19/12 16:52*	*09/20/12 01:43*	*1*
Tetrachloro-m-xylene	*92*		*30 - 150*	*09/19/12 16:52*	*09/20/12 01:43*	*1*
Tetrachloro-m-xylene	*86*		*30 - 150*	*09/19/12 16:52*	*09/20/12 01:43*	*1*

Client Sample ID: SB-104 D — **Lab Sample ID: 360-42692-13**
Date Collected: 09/06/12 09:18 — **Matrix: Solid**
Date Received: 09/12/12 12:26 — **Percent Solids: 93.8**

Analyte	Result	Qualifier	RL	MDL	Unit	D	Prepared	Analyzed	Dil Fac
PCB-1016	ND		100	31	ug/Kg	☼	09/19/12 16:52	09/20/12 02:04	1
PCB-1221	ND		100	61	ug/Kg	☼	09/19/12 16:52	09/20/12 02:04	1
PCB-1232	ND		100	89	ug/Kg	☼	09/19/12 16:52	09/20/12 02:04	1
PCB-1242	ND		100	37	ug/Kg	☼	09/19/12 16:52	09/20/12 02:04	1
PCB-1248	ND		100	99	ug/Kg	☼	09/19/12 16:52	09/20/12 02:04	1
PCB-1254	ND		100	61	ug/Kg	☼	09/19/12 16:52	09/20/12 02:04	1
PCB-1260	ND		100	44	ug/Kg	☼	09/19/12 16:52	09/20/12 02:04	1
PCB-1262	**110**		100	56	ug/Kg	☼	09/19/12 16:52	09/20/12 02:04	1
PCB-1268	ND		100	50	ug/Kg	☼	09/19/12 16:52	09/20/12 02:04	1

Surrogate	*%Recovery*	*Qualifier*	*Limits*	*Prepared*	*Analyzed*	*Dil Fac*
DCB Decachlorobiphenyl	*110*		*30 - 150*	*09/19/12 16:52*	*09/20/12 02:04*	*1*
DCB Decachlorobiphenyl	*97*		*30 - 150*	*09/19/12 16:52*	*09/20/12 02:04*	*1*
Tetrachloro-m-xylene	*91*		*30 - 150*	*09/19/12 16:52*	*09/20/12 02:04*	*1*
Tetrachloro-m-xylene	*92*		*30 - 150*	*09/19/12 16:52*	*09/20/12 02:04*	*1*

Client Sample ID: SB-106 (0-0.5') — **Lab Sample ID: 360-42692-14**
Date Collected: 09/06/12 09:28 — **Matrix: Solid**
Date Received: 09/12/12 12:26 — **Percent Solids: 90.7**

Analyte	Result	Qualifier	RL	MDL	Unit	D	Prepared	Analyzed	Dil Fac
PCB-1016	ND		110	32	ug/Kg	☼	09/19/12 16:52	09/20/12 02:26	1
PCB-1221	ND		110	63	ug/Kg	☼	09/19/12 16:52	09/20/12 02:26	1
PCB-1232	ND		110	93	ug/Kg	☼	09/19/12 16:52	09/20/12 02:26	1
PCB-1242	ND		110	38	ug/Kg	☼	09/19/12 16:52	09/20/12 02:26	1

Method: 8082A - Polychlorinated Biphenyls (PCBs) by Gas Chromatography (Continued)

Client Sample ID: SB-106 (0-0.5') — **Lab Sample ID: 360-42692-14**
Date Collected: 09/06/12 09:28 — **Matrix: Solid**
Date Received: 09/12/12 12:26 — **Percent Solids: 90.7**

Analyte	Result	Qualifier	RL	MDL	Unit	D	Prepared	Analyzed	Dil Fac
PCB-1248	ND		110	100	ug/Kg	☼	09/19/12 16:52	09/20/12 02:26	1
PCB-1254	ND		110	63	ug/Kg	☼	09/19/12 16:52	09/20/12 02:26	1
PCB-1260	ND		110	46	ug/Kg	☼	09/19/12 16:52	09/20/12 02:26	1
PCB-1262	ND		110	58	ug/Kg	☼	09/19/12 16:52	09/20/12 02:26	1
PCB-1268	ND		110	52	ug/Kg	☼	09/19/12 16:52	09/20/12 02:26	1

Surrogate	*%Recovery*	*Qualifier*	*Limits*	*Prepared*	*Analyzed*	*Dil Fac*
DCB Decachlorobiphenyl	*113*		*30 - 150*	*09/19/12 16:52*	*09/20/12 02:26*	*1*
DCB Decachlorobiphenyl	*94*		*30 - 150*	*09/19/12 16:52*	*09/20/12 02:26*	*1*
Tetrachloro-m-xylene	*94*		*30 - 150*	*09/19/12 16:52*	*09/20/12 02:26*	*1*
Tetrachloro-m-xylene	*90*		*30 - 150*	*09/19/12 16:52*	*09/20/12 02:26*	*1*

Client Sample ID: SB-106 (0.5-2') — **Lab Sample ID: 360-42692-15**
Date Collected: 09/06/12 09:30 — **Matrix: Solid**
Date Received: 09/12/12 12:26 — **Percent Solids: 94.1**

Analyte	Result	Qualifier	RL	MDL	Unit	D	Prepared	Analyzed	Dil Fac
PCB-1016	ND		97	29	ug/Kg	☼	09/19/12 17:49	09/21/12 12:44	1
PCB-1221	ND		97	56	ug/Kg	☼	09/19/12 17:49	09/21/12 12:44	1
PCB-1232	ND		97	83	ug/Kg	☼	09/19/12 17:49	09/21/12 12:44	1
PCB-1242	ND		97	34	ug/Kg	☼	09/19/12 17:49	09/21/12 12:44	1
PCB-1248	ND		97	92	ug/Kg	☼	09/19/12 17:49	09/21/12 12:44	1
PCB-1254	ND		97	57	ug/Kg	☼	09/19/12 17:49	09/21/12 12:44	1
PCB-1260	ND		97	41	ug/Kg	☼	09/19/12 17:49	09/21/12 12:44	1
PCB-1262	ND		97	52	ug/Kg	☼	09/19/12 17:49	09/21/12 12:44	1
PCB-1268	ND		97	47	ug/Kg	☼	09/19/12 17:49	09/21/12 12:44	1

Surrogate	*%Recovery*	*Qualifier*	*Limits*	*Prepared*	*Analyzed*	*Dil Fac*
DCB Decachlorobiphenyl	*128*		*30 - 150*	*09/19/12 17:49*	*09/21/12 12:44*	*1*
DCB Decachlorobiphenyl	*115*		*30 - 150*	*09/19/12 17:49*	*09/21/12 12:44*	*1*
Tetrachloro-m-xylene	*89*		*30 - 150*	*09/19/12 17:49*	*09/21/12 12:44*	*1*
Tetrachloro-m-xylene	*89*		*30 - 150*	*09/19/12 17:49*	*09/21/12 12:44*	*1*

Client Sample ID: SB-106 (2-4') — **Lab Sample ID: 360-42692-16**
Date Collected: 09/06/12 09:32 — **Matrix: Solid**
Date Received: 09/12/12 12:26 — **Percent Solids: 94.7**

Analyte	Result	Qualifier	RL	MDL	Unit	D	Prepared	Analyzed	Dil Fac
PCB-1016	ND		100	30	ug/Kg	☼	09/19/12 17:49	09/21/12 13:06	1
PCB-1221	ND		100	60	ug/Kg	☼	09/19/12 17:49	09/21/12 13:06	1
PCB-1232	ND		100	88	ug/Kg	☼	09/19/12 17:49	09/21/12 13:06	1
PCB-1242	ND		100	36	ug/Kg	☼	09/19/12 17:49	09/21/12 13:06	1
PCB-1248	ND		100	97	ug/Kg	☼	09/19/12 17:49	09/21/12 13:06	1
PCB-1254	ND		100	60	ug/Kg	☼	09/19/12 17:49	09/21/12 13:06	1
PCB-1260	ND		100	43	ug/Kg	☼	09/19/12 17:49	09/21/12 13:06	1
PCB-1262	ND		100	55	ug/Kg	☼	09/19/12 17:49	09/21/12 13:06	1
PCB-1268	ND		100	49	ug/Kg	☼	09/19/12 17:49	09/21/12 13:06	1

Surrogate	*%Recovery*	*Qualifier*	*Limits*	*Prepared*	*Analyzed*	*Dil Fac*
DCB Decachlorobiphenyl	*103*		*30 - 150*	*09/19/12 17:49*	*09/21/12 13:06*	*1*
DCB Decachlorobiphenyl	*99*		*30 - 150*	*09/19/12 17:49*	*09/21/12 13:06*	*1*
Tetrachloro-m-xylene	*77*		*30 - 150*	*09/19/12 17:49*	*09/21/12 13:06*	*1*
Tetrachloro-m-xylene	*83*		*30 - 150*	*09/19/12 17:49*	*09/21/12 13:06*	*1*

Method: 8082A - Polychlorinated Biphenyls (PCBs) by Gas Chromatography

Client Sample ID: SB-107 (0-0.5') — **Lab Sample ID: 360-42692-17**
Date Collected: 09/06/12 10:00 — **Matrix: Solid**
Date Received: 09/12/12 12:26 — **Percent Solids: 88.4**

Analyte	Result	Qualifier	RL	MDL	Unit	D	Prepared	Analyzed	Dil Fac
PCB-1016	ND		110	33	ug/Kg	☼	09/19/12 17:49	09/21/12 13:28	1
PCB-1221	ND		110	64	ug/Kg	☼	09/19/12 17:49	09/21/12 13:28	1
PCB-1232	ND		110	95	ug/Kg	☼	09/19/12 17:49	09/21/12 13:28	1
PCB-1242	ND		110	39	ug/Kg	☼	09/19/12 17:49	09/21/12 13:28	1
PCB-1248	ND		110	100	ug/Kg	☼	09/19/12 17:49	09/21/12 13:28	1
PCB-1254	ND		110	64	ug/Kg	☼	09/19/12 17:49	09/21/12 13:28	1
PCB-1260	ND		110	47	ug/Kg	☼	09/19/12 17:49	09/21/12 13:28	1
PCB-1262	ND		110	59	ug/Kg	☼	09/19/12 17:49	09/21/12 13:28	1
PCB-1268	ND		110	53	ug/Kg	☼	09/19/12 17:49	09/21/12 13:28	1

Surrogate	*%Recovery*	*Qualifier*	*Limits*	*Prepared*	*Analyzed*	*Dil Fac*
DCB Decachlorobiphenyl	*109*		*30 - 150*	*09/19/12 17:49*	*09/21/12 13:28*	*1*
DCB Decachlorobiphenyl	*91*		*30 - 150*	*09/19/12 17:49*	*09/21/12 13:28*	*1*
Tetrachloro-m-xylene	*80*		*30 - 150*	*09/19/12 17:49*	*09/21/12 13:28*	*1*
Tetrachloro-m-xylene	*83*		*30 - 150*	*09/19/12 17:49*	*09/21/12 13:28*	*1*

Client Sample ID: SB-107 (0.5-2') — **Lab Sample ID: 360-42692-18**
Date Collected: 09/06/12 10:02 — **Matrix: Solid**
Date Received: 09/12/12 12:26 — **Percent Solids: 93.2**

Analyte	Result	Qualifier	RL	MDL	Unit	D	Prepared	Analyzed	Dil Fac
PCB-1016	ND		100	30	ug/Kg	☼	09/19/12 17:49	09/21/12 13:50	1
PCB-1221	ND		100	59	ug/Kg	☼	09/19/12 17:49	09/21/12 13:50	1
PCB-1232	ND		100	88	ug/Kg	☼	09/19/12 17:49	09/21/12 13:50	1
PCB-1242	ND		100	36	ug/Kg	☼	09/19/12 17:49	09/21/12 13:50	1
PCB-1248	ND		100	97	ug/Kg	☼	09/19/12 17:49	09/21/12 13:50	1
PCB-1254	ND		100	59	ug/Kg	☼	09/19/12 17:49	09/21/12 13:50	1
PCB-1260	**100**		100	43	ug/Kg	☼	09/19/12 17:49	09/21/12 13:50	1
PCB-1262	ND		100	54	ug/Kg	☼	09/19/12 17:49	09/21/12 13:50	1
PCB-1268	ND		100	49	ug/Kg	☼	09/19/12 17:49	09/21/12 13:50	1

Surrogate	*%Recovery*	*Qualifier*	*Limits*	*Prepared*	*Analyzed*	*Dil Fac*
DCB Decachlorobiphenyl	*117*		*30 - 150*	*09/19/12 17:49*	*09/21/12 13:50*	*1*
DCB Decachlorobiphenyl	*100*		*30 - 150*	*09/19/12 17:49*	*09/21/12 13:50*	*1*
Tetrachloro-m-xylene	*97*		*30 - 150*	*09/19/12 17:49*	*09/21/12 13:50*	*1*
Tetrachloro-m-xylene	*99*		*30 - 150*	*09/19/12 17:49*	*09/21/12 13:50*	*1*

Client Sample ID: SB-107 (2-4') — **Lab Sample ID: 360-42692-19**
Date Collected: 09/06/12 10:04 — **Matrix: Solid**
Date Received: 09/12/12 12:26 — **Percent Solids: 96.3**

Analyte	Result	Qualifier	RL	MDL	Unit	D	Prepared	Analyzed	Dil Fac
PCB-1016	ND		100	30	ug/Kg	☼	09/19/12 17:49	09/21/12 14:12	1
PCB-1221	ND		100	59	ug/Kg	☼	09/19/12 17:49	09/21/12 14:12	1
PCB-1232	ND		100	88	ug/Kg	☼	09/19/12 17:49	09/21/12 14:12	1
PCB-1242	ND		100	36	ug/Kg	☼	09/19/12 17:49	09/21/12 14:12	1
PCB-1248	ND		100	97	ug/Kg	☼	09/19/12 17:49	09/21/12 14:12	1
PCB-1254	ND		100	60	ug/Kg	☼	09/19/12 17:49	09/21/12 14:12	1
PCB-1260	ND		100	43	ug/Kg	☼	09/19/12 17:49	09/21/12 14:12	1
PCB-1262	ND		100	55	ug/Kg	☼	09/19/12 17:49	09/21/12 14:12	1
PCB-1268	ND		100	49	ug/Kg	☼	09/19/12 17:49	09/21/12 14:12	1

Surrogate	*%Recovery*	*Qualifier*	*Limits*	*Prepared*	*Analyzed*	*Dil Fac*
DCB Decachlorobiphenyl	*107*		*30 - 150*	*09/19/12 17:49*	*09/21/12 14:12*	*1*

Method: 8082A - Polychlorinated Biphenyls (PCBs) by Gas Chromatography (Continued)

Client Sample ID: SB-107 (2-4') — **Lab Sample ID: 360-42692-19**
Date Collected: 09/06/12 10:04 — **Matrix: Solid**
Date Received: 09/12/12 12:26 — **Percent Solids: 96.3**

Surrogate	%Recovery	Qualifier	Limits	Prepared	Analyzed	Dil Fac
DCB Decachlorobiphenyl	94		30 - 150	09/19/12 17:49	09/21/12 14:12	1
Tetrachloro-m-xylene	90		30 - 150	09/19/12 17:49	09/21/12 14:12	1
Tetrachloro-m-xylene	83		30 - 150	09/19/12 17:49	09/21/12 14:12	1

Client Sample ID: SB-108 (0-0.5') — **Lab Sample ID: 360-42692-20**
Date Collected: 09/06/12 10:10 — **Matrix: Solid**
Date Received: 09/12/12 12:26 — **Percent Solids: 91.5**

Analyte	Result	Qualifier	RL	MDL	Unit	D	Prepared	Analyzed	Dil Fac
PCB-1016	ND		110	32	ug/Kg	☼	09/19/12 17:49	09/21/12 14:34	1
PCB-1221	ND		110	63	ug/Kg	☼	09/19/12 17:49	09/21/12 14:34	1
PCB-1232	ND		110	93	ug/Kg	☼	09/19/12 17:49	09/21/12 14:34	1
PCB-1242	ND		110	38	ug/Kg	☼	09/19/12 17:49	09/21/12 14:34	1
PCB-1248	ND		110	100	ug/Kg	☼	09/19/12 17:49	09/21/12 14:34	1
PCB-1254	ND		110	63	ug/Kg	☼	09/19/12 17:49	09/21/12 14:34	1
PCB-1260	ND		110	46	ug/Kg	☼	09/19/12 17:49	09/21/12 14:34	1
PCB-1262	ND		110	58	ug/Kg	☼	09/19/12 17:49	09/21/12 14:34	1
PCB-1268	ND		110	52	ug/Kg	☼	09/19/12 17:49	09/21/12 14:34	1

Surrogate	%Recovery	Qualifier	Limits	Prepared	Analyzed	Dil Fac
DCB Decachlorobiphenyl	109		30 - 150	09/19/12 17:49	09/21/12 14:34	1
DCB Decachlorobiphenyl	83		30 - 150	09/19/12 17:49	09/21/12 14:34	1
Tetrachloro-m-xylene	88		30 - 150	09/19/12 17:49	09/21/12 14:34	1
Tetrachloro-m-xylene	83		30 - 150	09/19/12 17:49	09/21/12 14:34	1

Client Sample ID: SB-108 (0.5-2') — **Lab Sample ID: 360-42692-21**
Date Collected: 09/06/12 10:12 — **Matrix: Solid**
Date Received: 09/12/12 12:26 — **Percent Solids: 92.8**

Analyte	Result	Qualifier	RL	MDL	Unit	D	Prepared	Analyzed	Dil Fac
PCB-1016	ND		100	30	ug/Kg	☼	09/19/12 17:49	09/21/12 14:55	1
PCB-1221	ND		100	60	ug/Kg	☼	09/19/12 17:49	09/21/12 14:55	1
PCB-1232	ND		100	89	ug/Kg	☼	09/19/12 17:49	09/21/12 14:55	1
PCB-1242	ND		100	36	ug/Kg	☼	09/19/12 17:49	09/21/12 14:55	1
PCB-1248	ND		100	98	ug/Kg	☼	09/19/12 17:49	09/21/12 14:55	1
PCB-1254	ND		100	60	ug/Kg	☼	09/19/12 17:49	09/21/12 14:55	1
PCB-1260	**51**	**J**	100	44	ug/Kg	☼	09/19/12 17:49	09/21/12 14:55	1
PCB-1262	ND		100	55	ug/Kg	☼	09/19/12 17:49	09/21/12 14:55	1
PCB-1268	ND		100	50	ug/Kg	☼	09/19/12 17:49	09/21/12 14:55	1

Surrogate	%Recovery	Qualifier	Limits	Prepared	Analyzed	Dil Fac
DCB Decachlorobiphenyl	96		30 - 150	09/19/12 17:49	09/21/12 14:55	1
DCB Decachlorobiphenyl	86		30 - 150	09/19/12 17:49	09/21/12 14:55	1
Tetrachloro-m-xylene	86		30 - 150	09/19/12 17:49	09/21/12 14:55	1
Tetrachloro-m-xylene	95		30 - 150	09/19/12 17:49	09/21/12 14:55	1

Client Sample ID: SB-108 (2-4') — **Lab Sample ID: 360-42692-22**
Date Collected: 09/06/12 10:14 — **Matrix: Solid**
Date Received: 09/12/12 12:26 — **Percent Solids: 89.0**

Analyte	Result	Qualifier	RL	MDL	Unit	D	Prepared	Analyzed	Dil Fac
PCB-1016	ND		100	30	ug/Kg	☼	09/19/12 19:33	09/24/12 12:20	1
PCB-1221	ND		100	59	ug/Kg	☼	09/19/12 19:33	09/24/12 12:20	1
PCB-1232	ND		100	88	ug/Kg	☼	09/19/12 19:33	09/24/12 12:20	1
PCB-1242	ND		100	36	ug/Kg	☼	09/19/12 19:33	09/24/12 12:20	1

Method: 8082A - Polychlorinated Biphenyls (PCBs) by Gas Chromatography (Continued)

Client Sample ID: SB-108 (2-4') — **Lab Sample ID: 360-42692-22**
Date Collected: 09/06/12 10:14 — **Matrix: Solid**
Date Received: 09/12/12 12:26 — **Percent Solids: 89.0**

Analyte	Result	Qualifier	RL	MDL	Unit	D	Prepared	Analyzed	Dil Fac
PCB-1248	ND		100	97	ug/Kg	☼	09/19/12 19:33	09/24/12 12:20	1
PCB-1254	ND		100	60	ug/Kg	☼	09/19/12 19:33	09/24/12 12:20	1
PCB-1260	ND		100	43	ug/Kg	☼	09/19/12 19:33	09/24/12 12:20	1
PCB-1262	ND		100	55	ug/Kg	☼	09/19/12 19:33	09/24/12 12:20	1
PCB-1268	ND		100	49	ug/Kg	☼	09/19/12 19:33	09/24/12 12:20	1

Surrogate	*%Recovery*	*Qualifier*	*Limits*	*Prepared*	*Analyzed*	*Dil Fac*
DCB Decachlorobiphenyl	*102*		*30 - 150*	*09/19/12 19:33*	*09/24/12 12:20*	*1*
DCB Decachlorobiphenyl	*100*		*30 - 150*	*09/19/12 19:33*	*09/24/12 12:20*	*1*
Tetrachloro-m-xylene	*95*		*30 - 150*	*09/19/12 19:33*	*09/24/12 12:20*	*1*
Tetrachloro-m-xylene	*98*		*30 - 150*	*09/19/12 19:33*	*09/24/12 12:20*	*1*

Client Sample ID: SB-109 (0-0.5') — **Lab Sample ID: 360-42692-23**
Date Collected: 09/06/12 10:20 — **Matrix: Solid**
Date Received: 09/12/12 12:26 — **Percent Solids: 93.2**

Analyte	Result	Qualifier	RL	MDL	Unit	D	Prepared	Analyzed	Dil Fac
PCB-1016	ND		100	30	ug/Kg	☼	09/19/12 19:33	09/24/12 12:41	1
PCB-1221	ND		100	59	ug/Kg	☼	09/19/12 19:33	09/24/12 12:41	1
PCB-1232	ND		100	88	ug/Kg	☼	09/19/12 19:33	09/24/12 12:41	1
PCB-1242	ND		100	36	ug/Kg	☼	09/19/12 19:33	09/24/12 12:41	1
PCB-1248	ND		100	97	ug/Kg	☼	09/19/12 19:33	09/24/12 12:41	1
PCB-1254	ND		100	60	ug/Kg	☼	09/19/12 19:33	09/24/12 12:41	1
PCB-1260	ND		100	43	ug/Kg	☼	09/19/12 19:33	09/24/12 12:41	1
PCB-1262	ND		100	55	ug/Kg	☼	09/19/12 19:33	09/24/12 12:41	1
PCB-1268	ND		100	49	ug/Kg	☼	09/19/12 19:33	09/24/12 12:41	1

Surrogate	*%Recovery*	*Qualifier*	*Limits*	*Prepared*	*Analyzed*	*Dil Fac*
DCB Decachlorobiphenyl	*116*		*30 - 150*	*09/19/12 19:33*	*09/24/12 12:41*	*1*
DCB Decachlorobiphenyl	*119*		*30 - 150*	*09/19/12 19:33*	*09/24/12 12:41*	*1*
Tetrachloro-m-xylene	*107*		*30 - 150*	*09/19/12 19:33*	*09/24/12 12:41*	*1*
Tetrachloro-m-xylene	*116*		*30 - 150*	*09/19/12 19:33*	*09/24/12 12:41*	*1*

Client Sample ID: SB-109 (0.5-2') — **Lab Sample ID: 360-42692-24**
Date Collected: 09/06/12 10:22 — **Matrix: Solid**
Date Received: 09/12/12 12:26 — **Percent Solids: 96.0**

Analyte	Result	Qualifier	RL	MDL	Unit	D	Prepared	Analyzed	Dil Fac
PCB-1016	ND		97	29	ug/Kg	☼	09/19/12 19:33	09/24/12 13:02	1
PCB-1221	ND		97	56	ug/Kg	☼	09/19/12 19:33	09/24/12 13:02	1
PCB-1232	ND		97	83	ug/Kg	☼	09/19/12 19:33	09/24/12 13:02	1
PCB-1242	ND		97	34	ug/Kg	☼	09/19/12 19:33	09/24/12 13:02	1
PCB-1248	ND		97	92	ug/Kg	☼	09/19/12 19:33	09/24/12 13:02	1
PCB-1254	ND		97	57	ug/Kg	☼	09/19/12 19:33	09/24/12 13:02	1
PCB-1260	ND		97	41	ug/Kg	☼	09/19/12 19:33	09/24/12 13:02	1
PCB-1262	ND		97	52	ug/Kg	☼	09/19/12 19:33	09/24/12 13:02	1
PCB-1268	ND		97	47	ug/Kg	☼	09/19/12 19:33	09/24/12 13:02	1

Surrogate	*%Recovery*	*Qualifier*	*Limits*	*Prepared*	*Analyzed*	*Dil Fac*
DCB Decachlorobiphenyl	*111*		*30 - 150*	*09/19/12 19:33*	*09/24/12 13:02*	*1*
DCB Decachlorobiphenyl	*117*		*30 - 150*	*09/19/12 19:33*	*09/24/12 13:02*	*1*
Tetrachloro-m-xylene	*118*		*30 - 150*	*09/19/12 19:33*	*09/24/12 13:02*	*1*
Tetrachloro-m-xylene	*120*		*30 - 150*	*09/19/12 19:33*	*09/24/12 13:02*	*1*

Method: 8082A - Polychlorinated Biphenyls (PCBs) by Gas Chromatography

Client Sample ID: SB-109 (2-4') — **Lab Sample ID: 360-42692-25**
Date Collected: 09/06/12 10:24 — **Matrix: Solid**
Date Received: 09/12/12 12:26 — **Percent Solids: 91.0**

Analyte	Result	Qualifier	RL	MDL	Unit	D	Prepared	Analyzed	Dil Fac
PCB-1016	ND		110	31	ug/Kg	☼	09/19/12 19:33	09/24/12 13:24	1
PCB-1221	ND		110	61	ug/Kg	☼	09/19/12 19:33	09/24/12 13:24	1
PCB-1232	ND		110	91	ug/Kg	☼	09/19/12 19:33	09/24/12 13:24	1
PCB-1242	ND		110	37	ug/Kg	☼	09/19/12 19:33	09/24/12 13:24	1
PCB-1248	ND		110	100	ug/Kg	☼	09/19/12 19:33	09/24/12 13:24	1
PCB-1254	ND		110	62	ug/Kg	☼	09/19/12 19:33	09/24/12 13:24	1
PCB-1260	ND		110	45	ug/Kg	☼	09/19/12 19:33	09/24/12 13:24	1
PCB-1262	ND		110	56	ug/Kg	☼	09/19/12 19:33	09/24/12 13:24	1
PCB-1268	ND		110	51	ug/Kg	☼	09/19/12 19:33	09/24/12 13:24	1

Surrogate	*%Recovery*	*Qualifier*	*Limits*	*Prepared*	*Analyzed*	*Dil Fac*
DCB Decachlorobiphenyl	*108*		*30 - 150*	*09/19/12 19:33*	*09/24/12 13:24*	*1*
DCB Decachlorobiphenyl	*104*		*30 - 150*	*09/19/12 19:33*	*09/24/12 13:24*	*1*
Tetrachloro-m-xylene	*102*		*30 - 150*	*09/19/12 19:33*	*09/24/12 13:24*	*1*
Tetrachloro-m-xylene	*108*		*30 - 150*	*09/19/12 19:33*	*09/24/12 13:24*	*1*

Client Sample ID: SB-105 (0-0.5') — **Lab Sample ID: 360-42692-26**
Date Collected: 09/06/12 10:30 — **Matrix: Solid**
Date Received: 09/12/12 12:26 — **Percent Solids: 91.0**

Analyte	Result	Qualifier	RL	MDL	Unit	D	Prepared	Analyzed	Dil Fac
PCB-1016	ND		110	32	ug/Kg	☼	09/19/12 19:33	09/24/12 13:45	1
PCB-1221	ND		110	63	ug/Kg	☼	09/19/12 19:33	09/24/12 13:45	1
PCB-1232	ND		110	93	ug/Kg	☼	09/19/12 19:33	09/24/12 13:45	1
PCB-1242	ND		110	38	ug/Kg	☼	09/19/12 19:33	09/24/12 13:45	1
PCB-1248	ND		110	100	ug/Kg	☼	09/19/12 19:33	09/24/12 13:45	1
PCB-1254	ND		110	63	ug/Kg	☼	09/19/12 19:33	09/24/12 13:45	1
PCB-1260	ND		110	46	ug/Kg	☼	09/19/12 19:33	09/24/12 13:45	1
PCB-1262	ND		110	58	ug/Kg	☼	09/19/12 19:33	09/24/12 13:45	1
PCB-1268	ND		110	52	ug/Kg	☼	09/19/12 19:33	09/24/12 13:45	1

Surrogate	*%Recovery*	*Qualifier*	*Limits*	*Prepared*	*Analyzed*	*Dil Fac*
DCB Decachlorobiphenyl	*120*		*30 - 150*	*09/19/12 19:33*	*09/24/12 13:45*	*1*
DCB Decachlorobiphenyl	*115*		*30 - 150*	*09/19/12 19:33*	*09/24/12 13:45*	*1*
Tetrachloro-m-xylene	*115*		*30 - 150*	*09/19/12 19:33*	*09/24/12 13:45*	*1*
Tetrachloro-m-xylene	*111*		*30 - 150*	*09/19/12 19:33*	*09/24/12 13:45*	*1*

Client Sample ID: SB-105 (0.5-2') — **Lab Sample ID: 360-42692-27**
Date Collected: 09/06/12 10:32 — **Matrix: Solid**
Date Received: 09/12/12 12:26 — **Percent Solids: 92.3**

Analyte	Result	Qualifier	RL	MDL	Unit	D	Prepared	Analyzed	Dil Fac
PCB-1016	ND		100	30	ug/Kg	☼	09/19/12 19:33	09/25/12 12:31	1
PCB-1221	ND		100	59	ug/Kg	☼	09/19/12 19:33	09/25/12 12:31	1
PCB-1232	ND		100	88	ug/Kg	☼	09/19/12 19:33	09/25/12 12:31	1
PCB-1242	ND		100	36	ug/Kg	☼	09/19/12 19:33	09/25/12 12:31	1
PCB-1248	ND		100	97	ug/Kg	☼	09/19/12 19:33	09/25/12 12:31	1
PCB-1254	ND		100	60	ug/Kg	☼	09/19/12 19:33	09/25/12 12:31	1
PCB-1260	**160**		100	43	ug/Kg	☼	09/19/12 19:33	09/25/12 12:31	1
PCB-1262	ND		100	55	ug/Kg	☼	09/19/12 19:33	09/25/12 12:31	1
PCB-1268	ND		100	49	ug/Kg	☼	09/19/12 19:33	09/25/12 12:31	1

Surrogate	*%Recovery*	*Qualifier*	*Limits*	*Prepared*	*Analyzed*	*Dil Fac*
DCB Decachlorobiphenyl	*90*		*30 - 150*	*09/19/12 19:33*	*09/25/12 12:31*	*1*

Method: 8082A - Polychlorinated Biphenyls (PCBs) by Gas Chromatography (Continued)

Client Sample ID: SB-105 (0.5-2') — **Lab Sample ID: 360-42692-27**
Date Collected: 09/06/12 10:32 — **Matrix: Solid**
Date Received: 09/12/12 12:26 — **Percent Solids: 92.3**

Surrogate	%Recovery	Qualifier	Limits	Prepared	Analyzed	Dil Fac
DCB Decachlorobiphenyl	92		30 - 150	09/19/12 19:33	09/25/12 12:31	1
Tetrachloro-m-xylene	82		30 - 150	09/19/12 19:33	09/25/12 12:31	1
Tetrachloro-m-xylene	83		30 - 150	09/19/12 19:33	09/25/12 12:31	1

Client Sample ID: SB-105 (2-4') — **Lab Sample ID: 360-42692-28**
Date Collected: 09/06/12 10:34 — **Matrix: Solid**
Date Received: 09/12/12 12:26 — **Percent Solids: 90.4**

Analyte	Result	Qualifier	RL	MDL	Unit	D	Prepared	Analyzed	Dil Fac
PCB-1016	ND		100	30	ug/Kg	☼	09/19/12 19:33	09/25/12 12:53	1
PCB-1221	ND		100	59	ug/Kg	☼	09/19/12 19:33	09/25/12 12:53	1
PCB-1232	ND		100	87	ug/Kg	☼	09/19/12 19:33	09/25/12 12:53	1
PCB-1242	ND		100	36	ug/Kg	☼	09/19/12 19:33	09/25/12 12:53	1
PCB-1248	ND		100	96	ug/Kg	☼	09/19/12 19:33	09/25/12 12:53	1
PCB-1254	ND		100	59	ug/Kg	☼	09/19/12 19:33	09/25/12 12:53	1
PCB-1260	**220**		100	43	ug/Kg	☼	09/19/12 19:33	09/25/12 12:53	1
PCB-1262	ND		100	54	ug/Kg	☼	09/19/12 19:33	09/25/12 12:53	1
PCB-1268	ND		100	49	ug/Kg	☼	09/19/12 19:33	09/25/12 12:53	1

Surrogate	%Recovery	Qualifier	Limits	Prepared	Analyzed	Dil Fac
DCB Decachlorobiphenyl	96		30 - 150	09/19/12 19:33	09/25/12 12:53	1
DCB Decachlorobiphenyl	88		30 - 150	09/19/12 19:33	09/25/12 12:53	1
Tetrachloro-m-xylene	80		30 - 150	09/19/12 19:33	09/25/12 12:53	1
Tetrachloro-m-xylene	79		30 - 150	09/19/12 19:33	09/25/12 12:53	1

Client Sample ID: SB-105 D — **Lab Sample ID: 360-42692-29**
Date Collected: 09/06/12 10:28 — **Matrix: Solid**
Date Received: 09/12/12 12:26 — **Percent Solids: 95.3**

Analyte	Result	Qualifier	RL	MDL	Unit	D	Prepared	Analyzed	Dil Fac
PCB-1016	ND		1000	300	ug/Kg	☼	09/19/12 19:33	09/25/12 13:15	10
PCB-1221	ND		1000	590	ug/Kg	☼	09/19/12 19:33	09/25/12 13:15	10
PCB-1232	ND		1000	870	ug/Kg	☼	09/19/12 19:33	09/25/12 13:15	10
PCB-1242	ND		1000	360	ug/Kg	☼	09/19/12 19:33	09/25/12 13:15	10
PCB-1248	ND		1000	960	ug/Kg	☼	09/19/12 19:33	09/25/12 13:15	10
PCB-1254	ND		1000	590	ug/Kg	☼	09/19/12 19:33	09/25/12 13:15	10
PCB-1260	**6500**		1000	430	ug/Kg	☼	09/19/12 19:33	09/25/12 13:15	10
PCB-1262	ND		1000	540	ug/Kg	☼	09/19/12 19:33	09/25/12 13:15	10
PCB-1268	ND		1000	490	ug/Kg	☼	09/19/12 19:33	09/25/12 13:15	10

Surrogate	%Recovery	Qualifier	Limits	Prepared	Analyzed	Dil Fac
DCB Decachlorobiphenyl	162	X	30 - 150	09/19/12 19:33	09/25/12 13:15	10
DCB Decachlorobiphenyl	140		30 - 150	09/19/12 19:33	09/25/12 13:15	10
Tetrachloro-m-xylene	72		30 - 150	09/19/12 19:33	09/25/12 13:15	10
Tetrachloro-m-xylene	103		30 - 150	09/19/12 19:33	09/25/12 13:15	10

Client Sample ID: Floor Drain B — **Lab Sample ID: 360-42692-30**
Date Collected: 09/06/12 15:05 — **Matrix: Solid**
Date Received: 09/12/12 12:26 — **Percent Solids: 86.0**

Analyte	Result	Qualifier	RL	MDL	Unit	D	Prepared	Analyzed	Dil Fac
PCB-1016	ND		110	32	ug/Kg	☼	09/19/12 19:33	09/24/12 15:10	1
PCB-1221	ND		110	63	ug/Kg	☼	09/19/12 19:33	09/24/12 15:10	1
PCB-1232	ND		110	94	ug/Kg	☼	09/19/12 19:33	09/24/12 15:10	1
PCB-1242	ND		110	38	ug/Kg	☼	09/19/12 19:33	09/24/12 15:10	1

Method: 8082A - Polychlorinated Biphenyls (PCBs) by Gas Chromatography (Continued)

Client Sample ID: Floor Drain B — **Lab Sample ID: 360-42692-30**
Date Collected: 09/06/12 15:05 — **Matrix: Solid**
Date Received: 09/12/12 12:26 — **Percent Solids: 86.0**

Analyte	Result	Qualifier	RL	MDL	Unit	D	Prepared	Analyzed	Dil Fac
PCB-1248	ND		110	100	ug/Kg	☼	09/19/12 19:33	09/24/12 15:10	1
PCB-1254	ND		110	63	ug/Kg	☼	09/19/12 19:33	09/24/12 15:10	1
PCB-1260	**77**	**J**	110	46	ug/Kg	☼	09/19/12 19:33	09/24/12 15:10	1
PCB-1262	ND		110	58	ug/Kg	☼	09/19/12 19:33	09/24/12 15:10	1
PCB-1268	ND		110	52	ug/Kg	☼	09/19/12 19:33	09/24/12 15:10	1

Surrogate	*%Recovery*	*Qualifier*	*Limits*	*Prepared*	*Analyzed*	*Dil Fac*
DCB Decachlorobiphenyl	*124*		*30 - 150*	*09/19/12 19:33*	*09/24/12 15:10*	*1*
DCB Decachlorobiphenyl	*120*		*30 - 150*	*09/19/12 19:33*	*09/24/12 15:10*	*1*
Tetrachloro-m-xylene	*108*		*30 - 150*	*09/19/12 19:33*	*09/24/12 15:10*	*1*
Tetrachloro-m-xylene	*109*		*30 - 150*	*09/19/12 19:33*	*09/24/12 15:10*	*1*

Client Sample ID: SB-110 (4-5') — **Lab Sample ID: 360-42692-31**
Date Collected: 09/06/12 14:21 — **Matrix: Solid**
Date Received: 09/12/12 12:26 — **Percent Solids: 81.8**

Analyte	Result	Qualifier	RL	MDL	Unit	D	Prepared	Analyzed	Dil Fac
PCB-1016	ND		110	33	ug/Kg	☼	09/19/12 19:33	09/24/12 15:31	1
PCB-1221	ND		110	65	ug/Kg	☼	09/19/12 19:33	09/24/12 15:31	1
PCB-1232	ND		110	96	ug/Kg	☼	09/19/12 19:33	09/24/12 15:31	1
PCB-1242	ND		110	39	ug/Kg	☼	09/19/12 19:33	09/24/12 15:31	1
PCB-1248	ND		110	110	ug/Kg	☼	09/19/12 19:33	09/24/12 15:31	1
PCB-1254	ND		110	65	ug/Kg	☼	09/19/12 19:33	09/24/12 15:31	1
PCB-1260	ND		110	47	ug/Kg	☼	09/19/12 19:33	09/24/12 15:31	1
PCB-1262	ND		110	59	ug/Kg	☼	09/19/12 19:33	09/24/12 15:31	1
PCB-1268	ND		110	53	ug/Kg	☼	09/19/12 19:33	09/24/12 15:31	1

Surrogate	*%Recovery*	*Qualifier*	*Limits*	*Prepared*	*Analyzed*	*Dil Fac*
DCB Decachlorobiphenyl	*142*		*30 - 150*	*09/19/12 19:33*	*09/24/12 15:31*	*1*
DCB Decachlorobiphenyl	*123*		*30 - 150*	*09/19/12 19:33*	*09/24/12 15:31*	*1*
Tetrachloro-m-xylene	*89*		*30 - 150*	*09/19/12 19:33*	*09/24/12 15:31*	*1*
Tetrachloro-m-xylene	*89*		*30 - 150*	*09/19/12 19:33*	*09/24/12 15:31*	*1*

Client Sample Results

Client: Weston & Sampson Engineers
Project/Site: Washington Electric Property

TestAmerica Job ID: 360-42692-1

Method: 6010C - Metals (ICP)

Client Sample ID: SB-105 (2-4') — **Lab Sample ID: 360-42692-28**
Date Collected: 09/06/12 10:34 — **Matrix: Solid**
Date Received: 09/12/12 12:26 — **Percent Solids: 90.4**

Analyte	Result	Qualifier	RL	MDL	Unit	D	Prepared	Analyzed	Dil Fac
Silver	0.046	J	0.66	0.034	mg/Kg	☼	09/13/12 08:49	09/13/12 15:35	1
Arsenic	5.2		1.3	0.15	mg/Kg	☼	09/13/12 08:49	09/13/12 15:35	1
Beryllium	0.30		0.26	0.0025	mg/Kg	☼	09/13/12 08:49	09/13/12 15:35	1
Cadmium	ND		0.26	0.0087	mg/Kg	☼	09/13/12 08:49	09/13/12 15:35	1
Chromium	19	B	0.66	0.16	mg/Kg	☼	09/13/12 08:49	09/13/12 15:35	1
Copper	25		1.3	0.18	mg/Kg	☼	09/13/12 08:49	09/13/12 15:35	1
Lead	14		0.66	0.065	mg/Kg	☼	09/13/12 08:49	09/13/12 15:35	1
Nickel	31		1.3	0.094	mg/Kg	☼	09/13/12 08:49	09/13/12 15:35	1
Selenium	ND		0.66	0.32	mg/Kg	☼	09/13/12 08:49	09/13/12 15:35	1
Thallium	ND		1.3	0.20	mg/Kg	☼	09/13/12 08:49	09/13/12 15:35	1
Zinc	51	B	3.3	0.28	mg/Kg	☼	09/13/12 08:49	09/13/12 15:35	1
Antimony	ND		0.66	0.26	mg/Kg	☼	09/13/12 08:49	09/13/12 15:35	1

Client Sample ID: Floor Drain B — **Lab Sample ID: 360-42692-30**
Date Collected: 09/06/12 15:05 — **Matrix: Solid**
Date Received: 09/12/12 12:26 — **Percent Solids: 86.0**

Analyte	Result	Qualifier	RL	MDL	Unit	D	Prepared	Analyzed	Dil Fac
Silver	ND		0.70	0.037	mg/Kg	☼	09/13/12 08:49	09/13/12 15:38	1
Arsenic	4.4		1.4	0.16	mg/Kg	☼	09/13/12 08:49	09/13/12 15:38	1
Beryllium	0.11	J	0.28	0.0027	mg/Kg	☼	09/13/12 08:49	09/13/12 15:38	1
Cadmium	0.22	J	0.28	0.0093	mg/Kg	☼	09/13/12 08:49	09/13/12 15:38	1
Chromium	32	B	0.70	0.17	mg/Kg	☼	09/13/12 08:49	09/13/12 15:38	1
Copper	18		1.4	0.20	mg/Kg	☼	09/13/12 08:49	09/13/12 15:38	1
Lead	12		0.70	0.069	mg/Kg	☼	09/13/12 08:49	09/13/12 15:38	1
Nickel	31		1.4	0.10	mg/Kg	☼	09/13/12 08:49	09/13/12 15:38	1
Selenium	ND		0.70	0.34	mg/Kg	☼	09/13/12 08:49	09/13/12 15:38	1
Thallium	ND		1.4	0.21	mg/Kg	☼	09/13/12 08:49	09/13/12 15:38	1
Zinc	78	B	3.5	0.30	mg/Kg	☼	09/13/12 08:49	09/13/12 15:38	1
Antimony	ND		0.70	0.28	mg/Kg	☼	09/13/12 08:49	09/13/12 15:38	1

Client Sample ID: SB-110 (4-5') — **Lab Sample ID: 360-42692-31**
Date Collected: 09/06/12 14:21 — **Matrix: Solid**
Date Received: 09/12/12 12:26 — **Percent Solids: 81.8**

Analyte	Result	Qualifier	RL	MDL	Unit	D	Prepared	Analyzed	Dil Fac
Silver	ND		0.62	0.032	mg/Kg	☼	09/13/12 08:49	09/13/12 15:41	1
Arsenic	20		1.2	0.14	mg/Kg	☼	09/13/12 08:49	09/13/12 15:41	1
Beryllium	0.16	J	0.25	0.0024	mg/Kg	☼	09/13/12 08:49	09/13/12 15:41	1
Cadmium	0.087	J	0.25	0.0082	mg/Kg	☼	09/13/12 08:49	09/13/12 15:41	1
Chromium	21	B	0.62	0.15	mg/Kg	☼	09/13/12 08:49	09/13/12 15:41	1
Copper	27		1.2	0.17	mg/Kg	☼	09/13/12 08:49	09/13/12 15:41	1
Lead	12		0.62	0.061	mg/Kg	☼	09/13/12 08:49	09/13/12 15:41	1
Nickel	36		1.2	0.089	mg/Kg	☼	09/13/12 08:49	09/13/12 15:41	1
Selenium	ND		0.62	0.30	mg/Kg	☼	09/13/12 08:49	09/13/12 15:41	1
Thallium	ND		1.2	0.19	mg/Kg	☼	09/13/12 08:49	09/13/12 15:41	1
Zinc	34	B	3.1	0.27	mg/Kg	☼	09/13/12 08:49	09/13/12 15:41	1
Antimony	ND		0.62	0.24	mg/Kg	☼	09/13/12 08:49	09/13/12 15:41	1

Method: 6010C - Metals (ICP)

Client Sample ID: SB-112 (9-10') — **Lab Sample ID: 360-42692-32**
Date Collected: 09/07/12 09:04 — **Matrix: Solid**
Date Received: 09/12/12 12:26 — **Percent Solids: 86.5**

Analyte	Result	Qualifier	RL	MDL	Unit	D	Prepared	Analyzed	Dil Fac
Silver	0.071	J	0.69	0.036	mg/Kg	☼	09/13/12 08:49	09/13/12 15:44	1
Arsenic	8.3		1.4	0.16	mg/Kg	☼	09/13/12 08:49	09/13/12 15:44	1
Beryllium	0.14	J	0.28	0.0026	mg/Kg	☼	09/13/12 08:49	09/13/12 15:44	1
Cadmium	ND		0.28	0.0091	mg/Kg	☼	09/13/12 08:49	09/13/12 15:44	1
Chromium	12	B	0.69	0.17	mg/Kg	☼	09/13/12 08:49	09/13/12 15:44	1
Copper	19		1.4	0.19	mg/Kg	☼	09/13/12 08:49	09/13/12 15:44	1
Lead	5.8		0.69	0.068	mg/Kg	☼	09/13/12 08:49	09/13/12 15:44	1
Nickel	28		1.4	0.099	mg/Kg	☼	09/13/12 08:49	09/13/12 15:44	1
Selenium	ND		1.4	0.66	mg/Kg	☼	09/13/12 08:49	09/13/12 16:02	2
Thallium	ND		1.4	0.20	mg/Kg	☼	09/13/12 08:49	09/13/12 15:44	1
Zinc	38	B	3.4	0.29	mg/Kg	☼	09/13/12 08:49	09/13/12 15:44	1
Antimony	ND		0.69	0.27	mg/Kg	☼	09/13/12 08:49	09/13/12 15:44	1

Client Sample ID: SB-114 (6-7') — **Lab Sample ID: 360-42692-33**
Date Collected: 09/07/12 09:40 — **Matrix: Solid**
Date Received: 09/12/12 12:26 — **Percent Solids: 87.5**

Analyte	Result	Qualifier	RL	MDL	Unit	D	Prepared	Analyzed	Dil Fac
Silver	ND		0.66	0.034	mg/Kg	☼	09/13/12 08:49	09/13/12 15:53	1
Arsenic	2.7		1.3	0.15	mg/Kg	☼	09/13/12 08:49	09/13/12 15:53	1
Beryllium	0.14	J	0.26	0.0025	mg/Kg	☼	09/13/12 08:49	09/13/12 15:53	1
Cadmium	0.089	J	0.26	0.0087	mg/Kg	☼	09/13/12 08:49	09/13/12 15:53	1
Chromium	18	B	0.66	0.16	mg/Kg	☼	09/13/12 08:49	09/13/12 15:53	1
Copper	13		1.3	0.18	mg/Kg	☼	09/13/12 08:49	09/13/12 15:53	1
Lead	3.7		0.66	0.065	mg/Kg	☼	09/13/12 08:49	09/13/12 15:53	1
Nickel	30		1.3	0.094	mg/Kg	☼	09/13/12 08:49	09/13/12 15:53	1
Selenium	ND		0.66	0.32	mg/Kg	☼	09/13/12 08:49	09/13/12 15:53	1
Thallium	ND		1.3	0.20	mg/Kg	☼	09/13/12 08:49	09/13/12 15:53	1
Zinc	60	B	3.3	0.28	mg/Kg	☼	09/13/12 08:49	09/13/12 15:53	1
Antimony	ND		0.66	0.26	mg/Kg	☼	09/13/12 08:49	09/13/12 15:53	1

Client Sample ID: SB-117 (7-8') — **Lab Sample ID: 360-42692-34**
Date Collected: 09/07/12 10:45 — **Matrix: Solid**
Date Received: 09/12/12 12:26 — **Percent Solids: 88.1**

Analyte	Result	Qualifier	RL	MDL	Unit	D	Prepared	Analyzed	Dil Fac
Silver	0.085	J	1.3	0.070	mg/Kg	☼	09/13/12 08:49	09/13/12 16:05	2
Arsenic	4.1		2.7	0.30	mg/Kg	☼	09/13/12 08:49	09/13/12 16:05	2
Beryllium	0.17	J	0.54	0.0051	mg/Kg	☼	09/13/12 08:49	09/13/12 16:05	2
Cadmium	ND		0.54	0.018	mg/Kg	☼	09/13/12 08:49	09/13/12 16:05	2
Chromium	13	B	1.3	0.32	mg/Kg	☼	09/13/12 08:49	09/13/12 16:05	2
Copper	19		2.7	0.37	mg/Kg	☼	09/13/12 08:49	09/13/12 16:05	2
Lead	4.8		1.3	0.13	mg/Kg	☼	09/13/12 08:49	09/13/12 16:05	2
Nickel	25		2.7	0.19	mg/Kg	☼	09/13/12 08:49	09/13/12 16:05	2
Selenium	ND		1.3	0.65	mg/Kg	☼	09/13/12 08:49	09/13/12 16:05	2
Thallium	ND		2.7	0.40	mg/Kg	☼	09/13/12 08:49	09/13/12 16:05	2
Zinc	37	B	6.7	0.57	mg/Kg	☼	09/13/12 08:49	09/13/12 16:05	2
Antimony	ND		1.3	0.53	mg/Kg	☼	09/13/12 08:49	09/13/12 16:05	2

Client Sample ID: SB-119 (6-7') — **Lab Sample ID: 360-42692-35**
Date Collected: 09/07/12 11:10 — **Matrix: Solid**
Date Received: 09/12/12 12:26 — **Percent Solids: 91.8**

Analyte	Result	Qualifier	RL	MDL	Unit	D	Prepared	Analyzed	Dil Fac
Silver	ND		1.2	0.064	mg/Kg	☼	09/14/12 09:23	09/14/12 16:22	2

Method: 6010C - Metals (ICP) (Continued)

Client Sample ID: SB-119 (6-7') — **Lab Sample ID: 360-42692-35**
Date Collected: 09/07/12 11:10 — **Matrix: Solid**
Date Received: 09/12/12 12:26 — **Percent Solids: 91.8**

Analyte	Result	Qualifier	RL	MDL	Unit	D	Prepared	Analyzed	Dil Fac
Arsenic	8.9		2.5	0.28	mg/Kg	☼	09/14/12 09:23	09/14/12 16:22	2
Beryllium	0.30	J	0.49	0.0047	mg/Kg	☼	09/14/12 09:23	09/14/12 16:22	2
Cadmium	ND		0.49	0.016	mg/Kg	☼	09/14/12 09:23	09/14/12 16:22	2
Chromium	20		1.2	0.30	mg/Kg	☼	09/14/12 09:23	09/14/12 16:22	2
Copper	28		2.5	0.34	mg/Kg	☼	09/14/12 09:23	09/14/12 16:22	2
Lead	7.2	B	1.2	0.12	mg/Kg	☼	09/14/12 09:23	09/14/12 16:22	2
Nickel	33		2.5	0.18	mg/Kg	☼	09/14/12 09:23	09/14/12 16:22	2
Selenium	ND		1.2	0.59	mg/Kg	☼	09/14/12 09:23	09/14/12 16:22	2
Thallium	ND		2.5	0.37	mg/Kg	☼	09/14/12 09:23	09/14/12 16:22	2
Zinc	55	B	6.2	0.52	mg/Kg	☼	09/14/12 09:23	09/14/12 16:22	2
Antimony	0.73	J	1.2	0.48	mg/Kg	☼	09/14/12 09:23	09/14/12 16:22	2

Client Sample ID: SB-120 (5-6') — **Lab Sample ID: 360-42692-36**
Date Collected: 09/07/12 11:25 — **Matrix: Solid**
Date Received: 09/12/12 12:26 — **Percent Solids: 89.9**

Analyte	Result	Qualifier	RL	MDL	Unit	D	Prepared	Analyzed	Dil Fac
Silver	0.048	J	0.59	0.031	mg/Kg	☼	09/14/12 09:23	09/14/12 15:45	1
Arsenic	3.7		1.2	0.13	mg/Kg	☼	09/14/12 09:23	09/14/12 15:45	1
Beryllium	0.25		0.24	0.0022	mg/Kg	☼	09/14/12 09:23	09/14/12 15:45	1
Cadmium	ND		0.24	0.0078	mg/Kg	☼	09/14/12 09:23	09/14/12 15:45	1
Chromium	18		0.59	0.14	mg/Kg	☼	09/14/12 09:23	09/14/12 15:45	1
Copper	26		1.2	0.16	mg/Kg	☼	09/14/12 09:23	09/14/12 15:45	1
Lead	5.6	B	0.59	0.058	mg/Kg	☼	09/14/12 09:23	09/14/12 15:45	1
Nickel	32		1.2	0.085	mg/Kg	☼	09/14/12 09:23	09/14/12 15:45	1
Selenium	ND		0.59	0.28	mg/Kg	☼	09/14/12 09:23	09/14/12 15:45	1
Thallium	ND		1.2	0.18	mg/Kg	☼	09/14/12 09:23	09/14/12 15:45	1
Zinc	46	B	3.0	0.25	mg/Kg	☼	09/14/12 09:23	09/14/12 15:45	1
Antimony	ND		0.59	0.23	mg/Kg	☼	09/14/12 09:23	09/14/12 15:45	1

Client Sample ID: SB-121 (5-6') — **Lab Sample ID: 360-42692-37**
Date Collected: 09/07/12 11:40 — **Matrix: Solid**
Date Received: 09/12/12 12:26 — **Percent Solids: 91.5**

Analyte	Result	Qualifier	RL	MDL	Unit	D	Prepared	Analyzed	Dil Fac
Silver	ND		0.67	0.035	mg/Kg	☼	09/14/12 09:23	09/14/12 15:48	1
Arsenic	5.3		1.3	0.15	mg/Kg	☼	09/14/12 09:23	09/14/12 15:48	1
Beryllium	0.27		0.27	0.0026	mg/Kg	☼	09/14/12 09:23	09/14/12 15:48	1
Cadmium	ND		0.27	0.0089	mg/Kg	☼	09/14/12 09:23	09/14/12 15:48	1
Chromium	19		0.67	0.16	mg/Kg	☼	09/14/12 09:23	09/14/12 15:48	1
Copper	21		1.3	0.19	mg/Kg	☼	09/14/12 09:23	09/14/12 15:48	1
Lead	4.8	B	0.67	0.066	mg/Kg	☼	09/14/12 09:23	09/14/12 15:48	1
Nickel	28		1.3	0.097	mg/Kg	☼	09/14/12 09:23	09/14/12 15:48	1
Selenium	ND		1.3	0.65	mg/Kg	☼	09/14/12 09:23	09/14/12 16:37	2
Thallium	ND		1.3	0.20	mg/Kg	☼	09/14/12 09:23	09/14/12 15:48	1
Zinc	47	B	3.4	0.29	mg/Kg	☼	09/14/12 09:23	09/14/12 15:48	1
Antimony	ND		0.67	0.26	mg/Kg	☼	09/14/12 09:23	09/14/12 15:48	1

Client Sample ID: SB-121 D — **Lab Sample ID: 360-42692-38**
Date Collected: 09/07/12 11:50 — **Matrix: Solid**
Date Received: 09/12/12 12:26 — **Percent Solids: 92.1**

Analyte	Result	Qualifier	RL	MDL	Unit	D	Prepared	Analyzed	Dil Fac
Silver	ND		0.67	0.035	mg/Kg	☼	09/14/12 09:23	09/14/12 15:51	1
Arsenic	6.4		1.3	0.15	mg/Kg	☼	09/14/12 09:23	09/14/12 15:51	1

Method: 6010C - Metals (ICP) (Continued)

Client Sample ID: SB-121 D
Date Collected: 09/07/12 11:50
Date Received: 09/12/12 12:26

Lab Sample ID: 360-42692-38
Matrix: Solid
Percent Solids: 92.1

Analyte	Result	Qualifier	RL	MDL	Unit	D	Prepared	Analyzed	Dil Fac
Beryllium	**0.30**		0.27	0.0025	mg/Kg	☼	09/14/12 09:23	09/14/12 15:51	1
Cadmium	ND		0.27	0.0089	mg/Kg	☼	09/14/12 09:23	09/14/12 15:51	1
Chromium	**19**		0.67	0.16	mg/Kg	☼	09/14/12 09:23	09/14/12 15:51	1
Copper	**21**		1.3	0.19	mg/Kg	☼	09/14/12 09:23	09/14/12 15:51	1
Lead	**5.4**	**B**	0.67	0.066	mg/Kg	☼	09/14/12 09:23	09/14/12 15:51	1
Nickel	**30**		1.3	0.096	mg/Kg	☼	09/14/12 09:23	09/14/12 15:51	1
Selenium	ND		0.67	0.32	mg/Kg	☼	09/14/12 09:23	09/14/12 15:51	1
Thallium	ND		1.3	0.20	mg/Kg	☼	09/14/12 09:23	09/14/12 15:51	1
Zinc	**50**	**B**	3.4	0.29	mg/Kg	☼	09/14/12 09:23	09/14/12 15:51	1
Antimony	ND		0.67	0.26	mg/Kg	☼	09/14/12 09:23	09/14/12 15:51	1

Method: 7471B - Mercury in Solid or Semisolid Waste (Manual Cold Vapor Technique)

Client Sample ID: SB-105 (2-4') — **Lab Sample ID: 360-42692-28**
Date Collected: 09/06/12 10:34 — **Matrix: Solid**
Date Received: 09/12/12 12:26 — **Percent Solids: 90.4**

Analyte	Result	Qualifier	RL	MDL	Unit	D	Prepared	Analyzed	Dil Fac
Mercury	ND		0.096	0.033	mg/Kg	☼	09/19/12 09:27	09/19/12 13:06	1

Client Sample ID: Floor Drain B — **Lab Sample ID: 360-42692-30**
Date Collected: 09/06/12 15:05 — **Matrix: Solid**
Date Received: 09/12/12 12:26 — **Percent Solids: 86.0**

Analyte	Result	Qualifier	RL	MDL	Unit	D	Prepared	Analyzed	Dil Fac
Mercury	ND		0.11	0.036	mg/Kg	☼	09/17/12 11:07	09/17/12 15:29	1

Client Sample ID: SB-110 (4-5') — **Lab Sample ID: 360-42692-31**
Date Collected: 09/06/12 14:21 — **Matrix: Solid**
Date Received: 09/12/12 12:26 — **Percent Solids: 81.8**

Analyte	Result	Qualifier	RL	MDL	Unit	D	Prepared	Analyzed	Dil Fac
Mercury	ND		0.12	0.040	mg/Kg	☼	09/17/12 11:07	09/17/12 15:31	1

Client Sample ID: SB-112 (9-10') — **Lab Sample ID: 360-42692-32**
Date Collected: 09/07/12 09:04 — **Matrix: Solid**
Date Received: 09/12/12 12:26 — **Percent Solids: 86.5**

Analyte	Result	Qualifier	RL	MDL	Unit	D	Prepared	Analyzed	Dil Fac
Mercury	ND		0.12	0.039	mg/Kg	☼	09/17/12 11:07	09/17/12 15:33	1

Client Sample ID: SB-114 (6-7') — **Lab Sample ID: 360-42692-33**
Date Collected: 09/07/12 09:40 — **Matrix: Solid**
Date Received: 09/12/12 12:26 — **Percent Solids: 87.5**

Analyte	Result	Qualifier	RL	MDL	Unit	D	Prepared	Analyzed	Dil Fac
Mercury	ND		0.11	0.039	mg/Kg	☼	09/17/12 11:07	09/17/12 15:47	1

Client Sample ID: SB-117 (7-8') — **Lab Sample ID: 360-42692-34**
Date Collected: 09/07/12 10:45 — **Matrix: Solid**
Date Received: 09/12/12 12:26 — **Percent Solids: 88.1**

Analyte	Result	Qualifier	RL	MDL	Unit	D	Prepared	Analyzed	Dil Fac
Mercury	ND		0.099	0.034	mg/Kg	☼	09/17/12 11:07	09/17/12 15:53	1

Client Sample ID: SB-119 (6-7') — **Lab Sample ID: 360-42692-35**
Date Collected: 09/07/12 11:10 — **Matrix: Solid**
Date Received: 09/12/12 12:26 — **Percent Solids: 91.8**

Analyte	Result	Qualifier	RL	MDL	Unit	D	Prepared	Analyzed	Dil Fac
Mercury	ND		0.087	0.030	mg/Kg	☼	09/17/12 11:07	09/17/12 15:55	1

Client Sample ID: SB-120 (5-6') — **Lab Sample ID: 360-42692-36**
Date Collected: 09/07/12 11:25 — **Matrix: Solid**
Date Received: 09/12/12 12:26 — **Percent Solids: 89.9**

Analyte	Result	Qualifier	RL	MDL	Unit	D	Prepared	Analyzed	Dil Fac
Mercury	ND		0.10	0.034	mg/Kg	☼	09/17/12 11:07	09/17/12 15:56	1

Client Sample ID: SB-121 (5-6') — **Lab Sample ID: 360-42692-37**
Date Collected: 09/07/12 11:40 — **Matrix: Solid**
Date Received: 09/12/12 12:26 — **Percent Solids: 91.5**

Analyte	Result	Qualifier	RL	MDL	Unit	D	Prepared	Analyzed	Dil Fac
Mercury	ND		0.095	0.032	mg/Kg	☼	09/17/12 11:07	09/17/12 15:58	1

Client Sample Results

Client: Weston & Sampson Engineers
Project/Site: Washington Electric Property

TestAmerica Job ID: 360-42692-1

Method: 7471B - Mercury in Solid or Semisolid Waste (Manual Cold Vapor Technique)

Client Sample ID: SB-121 D
Date Collected: 09/07/12 11:50
Date Received: 09/12/12 12:26

Lab Sample ID: 360-42692-38
Matrix: Solid
Percent Solids: 92.1

Analyte	Result	Qualifier	RL	MDL	Unit	D	Prepared	Analyzed	Dil Fac
Mercury	ND		0.094	0.032	mg/Kg	☼	09/17/12 11:07	09/17/12 16:00	1

General Chemistry

Client Sample ID: SB-101 (0-0.5') — **Lab Sample ID: 360-42692-1**
Date Collected: 09/06/12 08:50 — **Matrix: Solid**
Date Received: 09/12/12 12:26

Analyte	Result	Qualifier	RL	RL	Unit	D	Prepared	Analyzed	Dil Fac
Percent Moisture	8.2		1.0	1.0	%			09/18/12 15:58	1
Percent Solids	92		1.0	1.0	%			09/18/12 15:58	1

Client Sample ID: SB-101 (0.5-2') — **Lab Sample ID: 360-42692-2**
Date Collected: 09/06/12 08:52 — **Matrix: Solid**
Date Received: 09/12/12 12:26

Analyte	Result	Qualifier	RL	RL	Unit	D	Prepared	Analyzed	Dil Fac
Percent Moisture	8.5		1.0	1.0	%			09/18/12 15:58	1
Percent Solids	92		1.0	1.0	%			09/18/12 15:58	1

Client Sample ID: SB-101 (2'-4') — **Lab Sample ID: 360-42692-3**
Date Collected: 09/06/12 08:56 — **Matrix: Solid**
Date Received: 09/12/12 12:26

Analyte	Result	Qualifier	RL	RL	Unit	D	Prepared	Analyzed	Dil Fac
Percent Moisture	8.4		1.0	1.0	%			09/18/12 15:58	1
Percent Solids	92		1.0	1.0	%			09/18/12 15:58	1

Client Sample ID: SB-102 (0-0.5') — **Lab Sample ID: 360-42692-4**
Date Collected: 09/06/12 09:05 — **Matrix: Solid**
Date Received: 09/12/12 12:26

Analyte	Result	Qualifier	RL	RL	Unit	D	Prepared	Analyzed	Dil Fac
Percent Moisture	8.5		1.0	1.0	%			09/18/12 15:58	1
Percent Solids	91		1.0	1.0	%			09/18/12 15:58	1

Client Sample ID: SB-102 (0.5-2') — **Lab Sample ID: 360-42692-5**
Date Collected: 09/06/12 09:07 — **Matrix: Solid**
Date Received: 09/12/12 12:26

Analyte	Result	Qualifier	RL	RL	Unit	D	Prepared	Analyzed	Dil Fac
Percent Moisture	8.8		1.0	1.0	%			09/18/12 15:58	1
Percent Solids	91		1.0	1.0	%			09/18/12 15:58	1

Client Sample ID: SB-102 (2-4') — **Lab Sample ID: 360-42692-6**
Date Collected: 09/06/12 09:10 — **Matrix: Solid**
Date Received: 09/12/12 12:26

Analyte	Result	Qualifier	RL	RL	Unit	D	Prepared	Analyzed	Dil Fac
Percent Moisture	9.3		1.0	1.0	%			09/18/12 15:58	1
Percent Solids	91		1.0	1.0	%			09/18/12 15:58	1

Client Sample ID: SB-103 (0-0.5') — **Lab Sample ID: 360-42692-7**
Date Collected: 09/06/12 09:12 — **Matrix: Solid**
Date Received: 09/12/12 12:26

Analyte	Result	Qualifier	RL	RL	Unit	D	Prepared	Analyzed	Dil Fac
Percent Moisture	9.4		1.0	1.0	%			09/18/12 15:58	1
Percent Solids	91		1.0	1.0	%			09/18/12 15:58	1

Client Sample ID: SB-103 (0.5-2') — **Lab Sample ID: 360-42692-8**
Date Collected: 09/06/12 09:14 — **Matrix: Solid**
Date Received: 09/12/12 12:26

Analyte	Result	Qualifier	RL	RL	Unit	D	Prepared	Analyzed	Dil Fac
Percent Moisture	5.2		1.0	1.0	%			09/18/12 15:58	1
Percent Solids	95		1.0	1.0	%			09/18/12 15:58	1

General Chemistry

Client Sample ID: SB-103 (2-4') — **Lab Sample ID: 360-42692-9**
Date Collected: 09/06/12 09:16 — **Matrix: Solid**
Date Received: 09/12/12 12:26

Analyte	Result	Qualifier	RL	RL	Unit	D	Prepared	Analyzed	Dil Fac
Percent Moisture	10		1.0	1.0	%			09/18/12 15:58	1
Percent Solids	90		1.0	1.0	%			09/18/12 15:58	1

Client Sample ID: SB-104 (0-0.5') — **Lab Sample ID: 360-42692-10**
Date Collected: 09/06/12 09:13 — **Matrix: Solid**
Date Received: 09/12/12 12:26

Analyte	Result	Qualifier	RL	RL	Unit	D	Prepared	Analyzed	Dil Fac
Percent Moisture	9.3		1.0	1.0	%			09/18/12 15:58	1
Percent Solids	91		1.0	1.0	%			09/18/12 15:58	1

Client Sample ID: SB-104 (0.5-2') — **Lab Sample ID: 360-42692-11**
Date Collected: 09/06/12 09:15 — **Matrix: Solid**
Date Received: 09/12/12 12:26

Analyte	Result	Qualifier	RL	RL	Unit	D	Prepared	Analyzed	Dil Fac
Percent Moisture	6.2		1.0	1.0	%			09/18/12 15:58	1
Percent Solids	94		1.0	1.0	%			09/18/12 15:58	1

Client Sample ID: SB-104 (2-4') — **Lab Sample ID: 360-42692-12**
Date Collected: 09/06/12 09:17 — **Matrix: Solid**
Date Received: 09/12/12 12:26

Analyte	Result	Qualifier	RL	RL	Unit	D	Prepared	Analyzed	Dil Fac
Percent Moisture	7.8		1.0	1.0	%			09/18/12 15:58	1
Percent Solids	92		1.0	1.0	%			09/18/12 15:58	1

Client Sample ID: SB-104 D — **Lab Sample ID: 360-42692-13**
Date Collected: 09/06/12 09:18 — **Matrix: Solid**
Date Received: 09/12/12 12:26

Analyte	Result	Qualifier	RL	RL	Unit	D	Prepared	Analyzed	Dil Fac
Percent Moisture	6.2		1.0	1.0	%			09/18/12 15:58	1
Percent Solids	94		1.0	1.0	%			09/18/12 15:58	1

Client Sample ID: SB-106 (0-0.5') — **Lab Sample ID: 360-42692-14**
Date Collected: 09/06/12 09:28 — **Matrix: Solid**
Date Received: 09/12/12 12:26

Analyte	Result	Qualifier	RL	RL	Unit	D	Prepared	Analyzed	Dil Fac
Percent Moisture	9.3		1.0	1.0	%			09/18/12 15:58	1
Percent Solids	91		1.0	1.0	%			09/18/12 15:58	1

Client Sample ID: SB-106 (0.5-2') — **Lab Sample ID: 360-42692-15**
Date Collected: 09/06/12 09:30 — **Matrix: Solid**
Date Received: 09/12/12 12:26

Analyte	Result	Qualifier	RL	RL	Unit	D	Prepared	Analyzed	Dil Fac
Percent Moisture	5.9		1.0	1.0	%			09/18/12 15:58	1
Percent Solids	94		1.0	1.0	%			09/18/12 15:58	1

Client Sample ID: SB-106 (2-4') — **Lab Sample ID: 360-42692-16**
Date Collected: 09/06/12 09:32 — **Matrix: Solid**
Date Received: 09/12/12 12:26

Analyte	Result	Qualifier	RL	RL	Unit	D	Prepared	Analyzed	Dil Fac
Percent Moisture	5.3		1.0	1.0	%			09/18/12 15:58	1
Percent Solids	95		1.0	1.0	%			09/18/12 15:58	1

General Chemistry

Client Sample ID: SB-107 (0-0.5') — **Lab Sample ID: 360-42692-17**
Date Collected: 09/06/12 10:00 — **Matrix: Solid**
Date Received: 09/12/12 12:26

Analyte	Result	Qualifier	RL	RL	Unit	D	Prepared	Analyzed	Dil Fac
Percent Moisture	12		1.0	1.0	%			09/18/12 15:58	1
Percent Solids	88		1.0	1.0	%			09/18/12 15:58	1

Client Sample ID: SB-107 (0.5-2') — **Lab Sample ID: 360-42692-18**
Date Collected: 09/06/12 10:02 — **Matrix: Solid**
Date Received: 09/12/12 12:26

Analyte	Result	Qualifier	RL	RL	Unit	D	Prepared	Analyzed	Dil Fac
Percent Moisture	6.8		1.0	1.0	%			09/18/12 15:58	1
Percent Solids	93		1.0	1.0	%			09/18/12 15:58	1

Client Sample ID: SB-107 (2-4') — **Lab Sample ID: 360-42692-19**
Date Collected: 09/06/12 10:04 — **Matrix: Solid**
Date Received: 09/12/12 12:26

Analyte	Result	Qualifier	RL	RL	Unit	D	Prepared	Analyzed	Dil Fac
Percent Moisture	3.7		1.0	1.0	%			09/18/12 15:58	1
Percent Solids	96		1.0	1.0	%			09/18/12 15:58	1

Client Sample ID: SB-108 (0-0.5') — **Lab Sample ID: 360-42692-20**
Date Collected: 09/06/12 10:10 — **Matrix: Solid**
Date Received: 09/12/12 12:26

Analyte	Result	Qualifier	RL	RL	Unit	D	Prepared	Analyzed	Dil Fac
Percent Moisture	8.5		1.0	1.0	%			09/18/12 15:58	1
Percent Solids	91		1.0	1.0	%			09/18/12 15:58	1

Client Sample ID: SB-108 (0.5-2') — **Lab Sample ID: 360-42692-21**
Date Collected: 09/06/12 10:12 — **Matrix: Solid**
Date Received: 09/12/12 12:26

Analyte	Result	Qualifier	RL	RL	Unit	D	Prepared	Analyzed	Dil Fac
Percent Moisture	7.2		1.0	1.0	%			09/18/12 15:58	1
Percent Solids	93		1.0	1.0	%			09/18/12 15:58	1

Client Sample ID: SB-108 (2-4') — **Lab Sample ID: 360-42692-22**
Date Collected: 09/06/12 10:14 — **Matrix: Solid**
Date Received: 09/12/12 12:26

Analyte	Result	Qualifier	RL	RL	Unit	D	Prepared	Analyzed	Dil Fac
Percent Moisture	11		1.0	1.0	%			09/18/12 15:58	1
Percent Solids	89		1.0	1.0	%			09/18/12 15:58	1

Client Sample ID: SB-109 (0-0.5') — **Lab Sample ID: 360-42692-23**
Date Collected: 09/06/12 10:20 — **Matrix: Solid**
Date Received: 09/12/12 12:26

Analyte	Result	Qualifier	RL	RL	Unit	D	Prepared	Analyzed	Dil Fac
Percent Moisture	6.8		1.0	1.0	%			09/18/12 15:58	1
Percent Solids	93		1.0	1.0	%			09/18/12 15:58	1

Client Sample ID: SB-109 (0.5-2') — **Lab Sample ID: 360-42692-24**
Date Collected: 09/06/12 10:22 — **Matrix: Solid**
Date Received: 09/12/12 12:26

Analyte	Result	Qualifier	RL	RL	Unit	D	Prepared	Analyzed	Dil Fac
Percent Moisture	4.0		1.0	1.0	%			09/18/12 15:58	1
Percent Solids	96		1.0	1.0	%			09/18/12 15:58	1

General Chemistry

Client Sample ID: SB-109 (2-4') — **Lab Sample ID: 360-42692-25**
Date Collected: 09/06/12 10:24 — **Matrix: Solid**
Date Received: 09/12/12 12:26

Analyte	Result	Qualifier	RL	RL	Unit	D	Prepared	Analyzed	Dil Fac
Percent Moisture	9.0		1.0	1.0	%			09/18/12 15:58	1
Percent Solids	91		1.0	1.0	%			09/18/12 15:58	1

Client Sample ID: SB-105 (0-0.5') — **Lab Sample ID: 360-42692-26**
Date Collected: 09/06/12 10:30 — **Matrix: Solid**
Date Received: 09/12/12 12:26

Analyte	Result	Qualifier	RL	RL	Unit	D	Prepared	Analyzed	Dil Fac
Percent Moisture	9.0		1.0	1.0	%			09/18/12 15:58	1
Percent Solids	91		1.0	1.0	%			09/18/12 15:58	1

Client Sample ID: SB-105 (0.5-2') — **Lab Sample ID: 360-42692-27**
Date Collected: 09/06/12 10:32 — **Matrix: Solid**
Date Received: 09/12/12 12:26

Analyte	Result	Qualifier	RL	RL	Unit	D	Prepared	Analyzed	Dil Fac
Percent Moisture	7.7		1.0	1.0	%			09/18/12 15:58	1
Percent Solids	92		1.0	1.0	%			09/18/12 15:58	1

Client Sample ID: SB-105 (2-4') — **Lab Sample ID: 360-42692-28**
Date Collected: 09/06/12 10:34 — **Matrix: Solid**
Date Received: 09/12/12 12:26

Analyte	Result	Qualifier	RL	RL	Unit	D	Prepared	Analyzed	Dil Fac
Percent Moisture	9.6		1.0	1.0	%			09/18/12 15:58	1
Percent Solids	90		1.0	1.0	%			09/18/12 15:58	1

Client Sample ID: SB-105 D — **Lab Sample ID: 360-42692-29**
Date Collected: 09/06/12 10:28 — **Matrix: Solid**
Date Received: 09/12/12 12:26

Analyte	Result	Qualifier	RL	RL	Unit	D	Prepared	Analyzed	Dil Fac
Percent Moisture	4.7		1.0	1.0	%			09/18/12 15:58	1
Percent Solids	95		1.0	1.0	%			09/18/12 15:58	1

Client Sample ID: Floor Drain B — **Lab Sample ID: 360-42692-30**
Date Collected: 09/06/12 15:05 — **Matrix: Solid**
Date Received: 09/12/12 12:26

Analyte	Result	Qualifier	RL	RL	Unit	D	Prepared	Analyzed	Dil Fac
Percent Moisture	14		1.0	1.0	%			09/18/12 15:58	1
Percent Solids	86		1.0	1.0	%			09/18/12 15:58	1

Client Sample ID: SB-110 (4-5') — **Lab Sample ID: 360-42692-31**
Date Collected: 09/06/12 14:21 — **Matrix: Solid**
Date Received: 09/12/12 12:26

Analyte	Result	Qualifier	RL	RL	Unit	D	Prepared	Analyzed	Dil Fac
Percent Moisture	18		1.0	1.0	%			09/18/12 15:58	1
Percent Solids	82		1.0	1.0	%			09/18/12 15:58	1

Client Sample ID: SB-112 (9-10') — **Lab Sample ID: 360-42692-32**
Date Collected: 09/07/12 09:04 — **Matrix: Solid**
Date Received: 09/12/12 12:26

Analyte	Result	Qualifier	RL	RL	Unit	D	Prepared	Analyzed	Dil Fac
Percent Moisture	13		1.0	1.0	%			09/18/12 15:58	1
Percent Solids	87		1.0	1.0	%			09/18/12 15:58	1

General Chemistry

Client Sample ID: SB-114 (6-7') — **Lab Sample ID: 360-42692-33**
Date Collected: 09/07/12 09:40 — **Matrix: Solid**
Date Received: 09/12/12 12:26

Analyte	Result	Qualifier	RL	RL	Unit	D	Prepared	Analyzed	Dil Fac
Percent Moisture	13		1.0	1.0	%			09/18/12 16:04	1
Percent Solids	87		1.0	1.0	%			09/18/12 16:04	1

Client Sample ID: SB-117 (7-8') — **Lab Sample ID: 360-42692-34**
Date Collected: 09/07/12 10:45 — **Matrix: Solid**
Date Received: 09/12/12 12:26

Analyte	Result	Qualifier	RL	RL	Unit	D	Prepared	Analyzed	Dil Fac
Percent Moisture	12		1.0	1.0	%			09/18/12 16:04	1
Percent Solids	88		1.0	1.0	%			09/18/12 16:04	1

Client Sample ID: SB-119 (6-7') — **Lab Sample ID: 360-42692-35**
Date Collected: 09/07/12 11:10 — **Matrix: Solid**
Date Received: 09/12/12 12:26

Analyte	Result	Qualifier	RL	RL	Unit	D	Prepared	Analyzed	Dil Fac
Percent Moisture	8.2		1.0	1.0	%			09/18/12 16:04	1
Percent Solids	92		1.0	1.0	%			09/18/12 16:04	1

Client Sample ID: SB-120 (5-6') — **Lab Sample ID: 360-42692-36**
Date Collected: 09/07/12 11:25 — **Matrix: Solid**
Date Received: 09/12/12 12:26

Analyte	Result	Qualifier	RL	RL	Unit	D	Prepared	Analyzed	Dil Fac
Percent Moisture	10		1.0	1.0	%			09/18/12 16:04	1
Percent Solids	90		1.0	1.0	%			09/18/12 16:04	1

Client Sample ID: SB-121 (5-6') — **Lab Sample ID: 360-42692-37**
Date Collected: 09/07/12 11:40 — **Matrix: Solid**
Date Received: 09/12/12 12:26

Analyte	Result	Qualifier	RL	RL	Unit	D	Prepared	Analyzed	Dil Fac
Percent Moisture	8.5		1.0	1.0	%			09/18/12 16:04	1
Percent Solids	92		1.0	1.0	%			09/18/12 16:04	1

Client Sample ID: SB-121 D — **Lab Sample ID: 360-42692-38**
Date Collected: 09/07/12 11:50 — **Matrix: Solid**
Date Received: 09/12/12 12:26

Analyte	Result	Qualifier	RL	RL	Unit	D	Prepared	Analyzed	Dil Fac
Percent Moisture	7.9		1.0	1.0	%			09/18/12 16:04	1
Percent Solids	92		1.0	1.0	%			09/18/12 16:04	1

Qualifiers

GC/MS VOA

Qualifier	Qualifier Description
*	RPD of the LCS and LCSD exceeds the control limits
*	LCS or LCSD exceeds the control limits
H	Sample was prepped or analyzed beyond the specified holding time
J	Result is less than the RL but greater than or equal to the MDL and the concentration is an approximate value.

GC/MS Semi VOA

Qualifier	Qualifier Description
X	Surrogate is outside control limits

GC Semi VOA

Qualifier	Qualifier Description
J	Result is less than the RL but greater than or equal to the MDL and the concentration is an approximate value.
X	Surrogate is outside control limits

Metals

Qualifier	Qualifier Description
B	Compound was found in the blank and sample.
J	Result is less than the RL but greater than or equal to the MDL and the concentration is an approximate value.

Glossary

Abbreviation	These commonly used abbreviations may or may not be present in this report.
☼	Listed under the "D" column to designate that the result is reported on a dry weight basis
%R	Percent Recovery
CNF	Contains no Free Liquid
DL, RA, RE, IN	Indicates a Dilution, Reanalysis, Re-extraction, or additional Initial metals/anion analysis of the sample
EDL	Estimated Detection Limit
EPA	United States Environmental Protection Agency
MDL	Method Detection Limit
ML	Minimum Level (Dioxin)
ND	Not detected at the reporting limit (or MDL or EDL if shown)
PQL	Practical Quantitation Limit
QC	Quality Control
RL	Reporting Limit
RPD	Relative Percent Difference, a measure of the relative difference between two points
TEF	Toxicity Equivalent Factor (Dioxin)
TEQ	Toxicity Equivalent Quotient (Dioxin)

QC Association Summary

Client: Weston & Sampson Engineers
Project/Site: Washington Electric Property

TestAmerica Job ID: 360-42692-1

GC/MS VOA

Prep Batch: 95626

Lab Sample ID	Client Sample ID	Prep Type	Matrix	Method	Prep Batch
360-42692-31	SB-110 (4-5')	Total/NA	Solid	5035	
LCS 360-95626/1-A	Lab Control Sample	Total/NA	Solid	5035	
LCSD 360-95626/2-A	Lab Control Sample Dup	Total/NA	Solid	5035	
MB 360-95626/3-A	Method Blank	Total/NA	Solid	5035	

Analysis Batch: 95629

Lab Sample ID	Client Sample ID	Prep Type	Matrix	Method	Prep Batch
360-42692-31	SB-110 (4-5')	Total/NA	Solid	8260C	95626
LCS 360-95626/1-A	Lab Control Sample	Total/NA	Solid	8260C	95626
LCSD 360-95626/2-A	Lab Control Sample Dup	Total/NA	Solid	8260C	95626
MB 360-95626/3-A	Method Blank	Total/NA	Solid	8260C	95626

Prep Batch: 95741

Lab Sample ID	Client Sample ID	Prep Type	Matrix	Method	Prep Batch
360-42692-32	SB-112 (9-10')	Total/NA	Solid	5035	
360-42692-33	SB-114 (6-7')	Total/NA	Solid	5035	
360-42692-34	SB-117 (7-8')	Total/NA	Solid	5035	
360-42692-35	SB-119 (6-7')	Total/NA	Solid	5035	
360-42692-36	SB-120 (5-6')	Total/NA	Solid	5035	
360-42692-37	SB-121 (5-6')	Total/NA	Solid	5035	
360-42692-38	SB-121 D	Total/NA	Solid	5035	
LCS 360-95741/18-A	Lab Control Sample	Total/NA	Solid	5035	
LCSD 360-95741/19-A	Lab Control Sample Dup	Total/NA	Solid	5035	
MB 360-95741/20-A	Method Blank	Total/NA	Solid	5035	

Analysis Batch: 95771

Lab Sample ID	Client Sample ID	Prep Type	Matrix	Method	Prep Batch
360-42692-32	SB-112 (9-10')	Total/NA	Solid	8260C	95741
360-42692-33	SB-114 (6-7')	Total/NA	Solid	8260C	95741
360-42692-34	SB-117 (7-8')	Total/NA	Solid	8260C	95741
360-42692-35	SB-119 (6-7')	Total/NA	Solid	8260C	95741
360-42692-36	SB-120 (5-6')	Total/NA	Solid	8260C	95741
360-42692-37	SB-121 (5-6')	Total/NA	Solid	8260C	95741
360-42692-38	SB-121 D	Total/NA	Solid	8260C	95741
LCS 360-95741/18-A	Lab Control Sample	Total/NA	Solid	8260C	95741
LCSD 360-95741/19-A	Lab Control Sample Dup	Total/NA	Solid	8260C	95741
MB 360-95741/20-A	Method Blank	Total/NA	Solid	8260C	95741

Prep Batch: 95872

Lab Sample ID	Client Sample ID	Prep Type	Matrix	Method	Prep Batch
360-42692-32 - RA	SB-112 (9-10')	Total/NA	Solid	5035	
360-42692-33 - RA	SB-114 (6-7')	Total/NA	Solid	5035	
360-42692-34 - RA	SB-117 (7-8')	Total/NA	Solid	5035	
360-42692-35 - RA	SB-119 (6-7')	Total/NA	Solid	5035	
360-42692-36 - RA	SB-120 (5-6')	Total/NA	Solid	5035	
360-42692-37 - RA	SB-121 (5-6')	Total/NA	Solid	5035	
360-42692-38 - RA	SB-121 D	Total/NA	Solid	5035	
LCS 360-95872/1-A	Lab Control Sample	Total/NA	Solid	5035	
LCSD 360-95872/2-A	Lab Control Sample Dup	Total/NA	Solid	5035	
MB 360-95872/3-A	Method Blank	Total/NA	Solid	5035	

GC/MS VOA (Continued)

Analysis Batch: 95893

Lab Sample ID	Client Sample ID	Prep Type	Matrix	Method	Prep Batch
360-42692-32 - RA	SB-112 (9-10')	Total/NA	Solid	8260C	95872
360-42692-33 - RA	SB-114 (6-7')	Total/NA	Solid	8260C	95872
360-42692-34 - RA	SB-117 (7-8')	Total/NA	Solid	8260C	95872
360-42692-35 - RA	SB-119 (6-7')	Total/NA	Solid	8260C	95872
360-42692-36 - RA	SB-120 (5-6')	Total/NA	Solid	8260C	95872
360-42692-37 - RA	SB-121 (5-6')	Total/NA	Solid	8260C	95872
360-42692-38 - RA	SB-121 D	Total/NA	Solid	8260C	95872
LCS 360-95872/1-A	Lab Control Sample	Total/NA	Solid	8260C	95872
LCSD 360-95872/2-A	Lab Control Sample Dup	Total/NA	Solid	8260C	95872
MB 360-95872/3-A	Method Blank	Total/NA	Solid	8260C	95872

GC/MS Semi VOA

Prep Batch: 95482

Lab Sample ID	Client Sample ID	Prep Type	Matrix	Method	Prep Batch
360-42692-28	SB-105 (2-4')	Total/NA	Solid	3546	
360-42692-30	Floor Drain B	Total/NA	Solid	3546	
360-42692-31	SB-110 (4-5')	Total/NA	Solid	3546	
360-42692-32	SB-112 (9-10')	Total/NA	Solid	3546	
360-42692-33	SB-114 (6-7')	Total/NA	Solid	3546	
360-42692-34	SB-117 (7-8')	Total/NA	Solid	3546	
360-42692-35	SB-119 (6-7')	Total/NA	Solid	3546	
360-42692-36	SB-120 (5-6')	Total/NA	Solid	3546	
360-42692-37	SB-121 (5-6')	Total/NA	Solid	3546	
360-42692-38	SB-121 D	Total/NA	Solid	3546	
LCS 360-95482/2-A	Lab Control Sample	Total/NA	Solid	3546	
LCSD 360-95482/3-A	Lab Control Sample Dup	Total/NA	Solid	3546	
MB 360-95482/1-A	Method Blank	Total/NA	Solid	3546	

Analysis Batch: 95814

Lab Sample ID	Client Sample ID	Prep Type	Matrix	Method	Prep Batch
360-42692-28	SB-105 (2-4')	Total/NA	Solid	8270D	95482
360-42692-30	Floor Drain B	Total/NA	Solid	8270D	95482
360-42692-31	SB-110 (4-5')	Total/NA	Solid	8270D	95482
360-42692-32	SB-112 (9-10')	Total/NA	Solid	8270D	95482
360-42692-33	SB-114 (6-7')	Total/NA	Solid	8270D	95482
360-42692-34	SB-117 (7-8')	Total/NA	Solid	8270D	95482
360-42692-35	SB-119 (6-7')	Total/NA	Solid	8270D	95482
360-42692-36	SB-120 (5-6')	Total/NA	Solid	8270D	95482
360-42692-37	SB-121 (5-6')	Total/NA	Solid	8270D	95482
360-42692-38	SB-121 D	Total/NA	Solid	8270D	95482
LCS 360-95482/2-A	Lab Control Sample	Total/NA	Solid	8270D	95482
LCSD 360-95482/3-A	Lab Control Sample Dup	Total/NA	Solid	8270D	95482
MB 360-95482/1-A	Method Blank	Total/NA	Solid	8270D	95482

GC Semi VOA

Prep Batch: 95614

Lab Sample ID	Client Sample ID	Prep Type	Matrix	Method	Prep Batch
360-42692-1	SB-101 (0-0.5')	Total/NA	Solid	3546	
360-42692-2	SB-101 (0.5-2')	Total/NA	Solid	3546	
360-42692-3	SB-101 (2'-4')	Total/NA	Solid	3546	

GC Semi VOA (Continued)

Prep Batch: 95614 (Continued)

Lab Sample ID	Client Sample ID	Prep Type	Matrix	Method	Prep Batch
360-42692-4	SB-102 (0-0.5')	Total/NA	Solid	3546	
360-42692-5	SB-102 (0.5-2')	Total/NA	Solid	3546	
360-42692-6	SB-102 (2-4')	Total/NA	Solid	3546	
360-42692-7	SB-103 (0-0.5')	Total/NA	Solid	3546	
360-42692-8	SB-103 (0.5-2')	Total/NA	Solid	3546	
360-42692-9	SB-103 (2-4')	Total/NA	Solid	3546	
360-42692-10	SB-104 (0-0.5')	Total/NA	Solid	3546	
360-42692-11	SB-104 (0.5-2')	Total/NA	Solid	3546	
360-42692-12	SB-104 (2-4')	Total/NA	Solid	3546	
360-42692-13	SB-104 D	Total/NA	Solid	3546	
360-42692-14	SB-106 (0-0.5')	Total/NA	Solid	3546	
LCS 360-95614/2-A	Lab Control Sample	Total/NA	Solid	3546	
LCSD 360-95614/3-A	Lab Control Sample Dup	Total/NA	Solid	3546	
MB 360-95614/1-A	Method Blank	Total/NA	Solid	3546	

Analysis Batch: 95620

Lab Sample ID	Client Sample ID	Prep Type	Matrix	Method	Prep Batch
360-42692-1	SB-101 (0-0.5')	Total/NA	Solid	8082A	95614
360-42692-2	SB-101 (0.5-2')	Total/NA	Solid	8082A	95614
360-42692-3	SB-101 (2'-4')	Total/NA	Solid	8082A	95614
360-42692-4	SB-102 (0-0.5')	Total/NA	Solid	8082A	95614
360-42692-5	SB-102 (0.5-2')	Total/NA	Solid	8082A	95614
360-42692-6	SB-102 (2-4')	Total/NA	Solid	8082A	95614
360-42692-7	SB-103 (0-0.5')	Total/NA	Solid	8082A	95614
360-42692-8	SB-103 (0.5-2')	Total/NA	Solid	8082A	95614
360-42692-9	SB-103 (2-4')	Total/NA	Solid	8082A	95614
360-42692-10	SB-104 (0-0.5')	Total/NA	Solid	8082A	95614
360-42692-11	SB-104 (0.5-2')	Total/NA	Solid	8082A	95614
360-42692-12	SB-104 (2-4')	Total/NA	Solid	8082A	95614
360-42692-13	SB-104 D	Total/NA	Solid	8082A	95614
360-42692-14	SB-106 (0-0.5')	Total/NA	Solid	8082A	95614
LCS 360-95614/2-A	Lab Control Sample	Total/NA	Solid	8082A	95614
LCSD 360-95614/3-A	Lab Control Sample Dup	Total/NA	Solid	8082A	95614
MB 360-95614/1-A	Method Blank	Total/NA	Solid	8082A	95614

Prep Batch: 95621

Lab Sample ID	Client Sample ID	Prep Type	Matrix	Method	Prep Batch
360-42692-15	SB-106 (0.5-2')	Total/NA	Solid	3546	
360-42692-16	SB-106 (2-4')	Total/NA	Solid	3546	
360-42692-17	SB-107 (0-0.5')	Total/NA	Solid	3546	
360-42692-18	SB-107 (0.5-2')	Total/NA	Solid	3546	
360-42692-19	SB-107 (2-4')	Total/NA	Solid	3546	
360-42692-20	SB-108 (0-0.5')	Total/NA	Solid	3546	
360-42692-21	SB-108 (0.5-2')	Total/NA	Solid	3546	
LCS 360-95621/2-A	Lab Control Sample	Total/NA	Solid	3546	
LCSD 360-95621/3-A	Lab Control Sample Dup	Total/NA	Solid	3546	
MB 360-95621/1-A	Method Blank	Total/NA	Solid	3546	

Prep Batch: 95622

Lab Sample ID	Client Sample ID	Prep Type	Matrix	Method	Prep Batch
360-42692-22	SB-108 (2-4')	Total/NA	Solid	3546	
360-42692-23	SB-109 (0-0.5')	Total/NA	Solid	3546	

GC Semi VOA (Continued)

Prep Batch: 95622 (Continued)

Lab Sample ID	Client Sample ID	Prep Type	Matrix	Method	Prep Batch
360-42692-24	SB-109 (0.5-2')	Total/NA	Solid	3546	
360-42692-25	SB-109 (2-4')	Total/NA	Solid	3546	
360-42692-26	SB-105 (0-0.5')	Total/NA	Solid	3546	
360-42692-27	SB-105 (0.5-2')	Total/NA	Solid	3546	
360-42692-28	SB-105 (2-4')	Total/NA	Solid	3546	
360-42692-29	SB-105 D	Total/NA	Solid	3546	
360-42692-30	Floor Drain B	Total/NA	Solid	3546	
360-42692-31	SB-110 (4-5')	Total/NA	Solid	3546	
LCS 360-95622/2-A	Lab Control Sample	Total/NA	Solid	3546	
LCSD 360-95622/3-A	Lab Control Sample Dup	Total/NA	Solid	3546	
MB 360-95622/1-A	Method Blank	Total/NA	Solid	3546	

Analysis Batch: 95638

Lab Sample ID	Client Sample ID	Prep Type	Matrix	Method	Prep Batch
LCS 360-95621/2-A	Lab Control Sample	Total/NA	Solid	8082A	95621
LCSD 360-95621/3-A	Lab Control Sample Dup	Total/NA	Solid	8082A	95621
MB 360-95621/1-A	Method Blank	Total/NA	Solid	8082A	95621

Analysis Batch: 95705

Lab Sample ID	Client Sample ID	Prep Type	Matrix	Method	Prep Batch
360-42692-15	SB-106 (0.5-2')	Total/NA	Solid	8082A	95621
360-42692-16	SB-106 (2-4')	Total/NA	Solid	8082A	95621
360-42692-17	SB-107 (0-0.5')	Total/NA	Solid	8082A	95621
360-42692-18	SB-107 (0.5-2')	Total/NA	Solid	8082A	95621
360-42692-19	SB-107 (2-4')	Total/NA	Solid	8082A	95621
360-42692-20	SB-108 (0-0.5')	Total/NA	Solid	8082A	95621
360-42692-21	SB-108 (0.5-2')	Total/NA	Solid	8082A	95621

Analysis Batch: 95797

Lab Sample ID	Client Sample ID	Prep Type	Matrix	Method	Prep Batch
360-42692-22	SB-108 (2-4')	Total/NA	Solid	8082A	95622
360-42692-23	SB-109 (0-0.5')	Total/NA	Solid	8082A	95622
360-42692-24	SB-109 (0.5-2')	Total/NA	Solid	8082A	95622
360-42692-25	SB-109 (2-4')	Total/NA	Solid	8082A	95622
360-42692-26	SB-105 (0-0.5')	Total/NA	Solid	8082A	95622
360-42692-30	Floor Drain B	Total/NA	Solid	8082A	95622
360-42692-31	SB-110 (4-5')	Total/NA	Solid	8082A	95622
LCS 360-95622/2-A	Lab Control Sample	Total/NA	Solid	8082A	95622
LCSD 360-95622/3-A	Lab Control Sample Dup	Total/NA	Solid	8082A	95622
MB 360-95622/1-A	Method Blank	Total/NA	Solid	8082A	95622

Analysis Batch: 95848

Lab Sample ID	Client Sample ID	Prep Type	Matrix	Method	Prep Batch
360-42692-27	SB-105 (0.5-2')	Total/NA	Solid	8082A	95622
360-42692-28	SB-105 (2-4')	Total/NA	Solid	8082A	95622
360-42692-29	SB-105 D	Total/NA	Solid	8082A	95622

Metals

Prep Batch: 95345

Lab Sample ID	Client Sample ID	Prep Type	Matrix	Method	Prep Batch
360-42692-28	SB-105 (2-4')	Total/NA	Solid	3050B	

Metals (Continued)

Prep Batch: 95345 (Continued)

Lab Sample ID	Client Sample ID	Prep Type	Matrix	Method	Prep Batch
360-42692-30	Floor Drain B	Total/NA	Solid	3050B	
360-42692-31	SB-110 (4-5')	Total/NA	Solid	3050B	
360-42692-32	SB-112 (9-10')	Total/NA	Solid	3050B	
360-42692-33	SB-114 (6-7')	Total/NA	Solid	3050B	
360-42692-34	SB-117 (7-8')	Total/NA	Solid	3050B	
LCDSRM 360-95345/3-A LCDSI	Lab Control Sample Dup	Total/NA	Solid	3050B	
LCSSRM 360-95345/2-A	Lab Control Sample	Total/NA	Solid	3050B	
MB 360-95345/1-A	Method Blank	Total/NA	Solid	3050B	

Analysis Batch: 95382

Lab Sample ID	Client Sample ID	Prep Type	Matrix	Method	Prep Batch
LCDSRM 360-95345/3-A LCDSI	Lab Control Sample Dup	Total/NA	Solid	6010C	95345
LCSSRM 360-95345/2-A	Lab Control Sample	Total/NA	Solid	6010C	95345
MB 360-95345/1-A	Method Blank	Total/NA	Solid	6010C	95345

Analysis Batch: 95405

Lab Sample ID	Client Sample ID	Prep Type	Matrix	Method	Prep Batch
360-42692-28	SB-105 (2-4')	Total/NA	Solid	6010C	95345
360-42692-30	Floor Drain B	Total/NA	Solid	6010C	95345
360-42692-31	SB-110 (4-5')	Total/NA	Solid	6010C	95345
360-42692-32	SB-112 (9-10')	Total/NA	Solid	6010C	95345
360-42692-32	SB-112 (9-10')	Total/NA	Solid	6010C	95345
360-42692-33	SB-114 (6-7')	Total/NA	Solid	6010C	95345
360-42692-34	SB-117 (7-8')	Total/NA	Solid	6010C	95345

Prep Batch: 95407

Lab Sample ID	Client Sample ID	Prep Type	Matrix	Method	Prep Batch
360-42692-35	SB-119 (6-7')	Total/NA	Solid	3050B	
360-42692-36	SB-120 (5-6')	Total/NA	Solid	3050B	
360-42692-37	SB-121 (5-6')	Total/NA	Solid	3050B	
360-42692-38	SB-121 D	Total/NA	Solid	3050B	
LCDSRM 360-95407/3-A LCDSI	Lab Control Sample Dup	Total/NA	Solid	3050B	
LCSSRM 360-95407/2-A	Lab Control Sample	Total/NA	Solid	3050B	
MB 360-95407/1-A	Method Blank	Total/NA	Solid	3050B	

Analysis Batch: 95446

Lab Sample ID	Client Sample ID	Prep Type	Matrix	Method	Prep Batch
360-42692-35	SB-119 (6-7')	Total/NA	Solid	6010C	95407
360-42692-36	SB-120 (5-6')	Total/NA	Solid	6010C	95407
360-42692-37	SB-121 (5-6')	Total/NA	Solid	6010C	95407
360-42692-37	SB-121 (5-6')	Total/NA	Solid	6010C	95407
360-42692-38	SB-121 D	Total/NA	Solid	6010C	95407
LCDSRM 360-95407/3-A LCDSI	Lab Control Sample Dup	Total/NA	Solid	6010C	95407
LCSSRM 360-95407/2-A	Lab Control Sample	Total/NA	Solid	6010C	95407
MB 360-95407/1-A	Method Blank	Total/NA	Solid	6010C	95407

Prep Batch: 95466

Lab Sample ID	Client Sample ID	Prep Type	Matrix	Method	Prep Batch
360-42692-30	Floor Drain B	Total/NA	Solid	7471B	
360-42692-31	SB-110 (4-5')	Total/NA	Solid	7471B	
360-42692-32	SB-112 (9-10')	Total/NA	Solid	7471B	
360-42692-33	SB-114 (6-7')	Total/NA	Solid	7471B	

Metals (Continued)

Prep Batch: 95466 (Continued)

Lab Sample ID	Client Sample ID	Prep Type	Matrix	Method	Prep Batch
360-42692-34	SB-117 (7-8')	Total/NA	Solid	7471B	
360-42692-35	SB-119 (6-7')	Total/NA	Solid	7471B	
360-42692-36	SB-120 (5-6')	Total/NA	Solid	7471B	
360-42692-37	SB-121 (5-6')	Total/NA	Solid	7471B	
360-42692-38	SB-121 D	Total/NA	Solid	7471B	
LCDSRM 360-95466/3-A LCDSI	Lab Control Sample Dup	Total/NA	Solid	7471B	
LCSSRM 360-95466/2-A	Lab Control Sample	Total/NA	Solid	7471B	
MB 360-95466/1-A	Method Blank	Total/NA	Solid	7471B	

Analysis Batch: 95492

Lab Sample ID	Client Sample ID	Prep Type	Matrix	Method	Prep Batch
360-42692-30	Floor Drain B	Total/NA	Solid	7471B	95466
360-42692-31	SB-110 (4-5')	Total/NA	Solid	7471B	95466
360-42692-32	SB-112 (9-10')	Total/NA	Solid	7471B	95466
360-42692-33	SB-114 (6-7')	Total/NA	Solid	7471B	95466
360-42692-34	SB-117 (7-8')	Total/NA	Solid	7471B	95466
360-42692-35	SB-119 (6-7')	Total/NA	Solid	7471B	95466
360-42692-36	SB-120 (5-6')	Total/NA	Solid	7471B	95466
360-42692-37	SB-121 (5-6')	Total/NA	Solid	7471B	95466
360-42692-38	SB-121 D	Total/NA	Solid	7471B	95466
LCDSRM 360-95466/3-A LCDSI	Lab Control Sample Dup	Total/NA	Solid	7471B	95466
LCSSRM 360-95466/2-A	Lab Control Sample	Total/NA	Solid	7471B	95466
MB 360-95466/1-A	Method Blank	Total/NA	Solid	7471B	95466

Prep Batch: 95567

Lab Sample ID	Client Sample ID	Prep Type	Matrix	Method	Prep Batch
360-42692-28	SB-105 (2-4')	Total/NA	Solid	7471B	
LCDSRM 360-95567/3-A LCDSI	Lab Control Sample Dup	Total/NA	Solid	7471B	
LCSSRM 360-95567/2-A	Lab Control Sample	Total/NA	Solid	7471B	
MB 360-95567/1-A	Method Blank	Total/NA	Solid	7471B	

Analysis Batch: 95600

Lab Sample ID	Client Sample ID	Prep Type	Matrix	Method	Prep Batch
360-42692-28	SB-105 (2-4')	Total/NA	Solid	7471B	95567
LCDSRM 360-95567/3-A LCDSI	Lab Control Sample Dup	Total/NA	Solid	7471B	95567
LCSSRM 360-95567/2-A	Lab Control Sample	Total/NA	Solid	7471B	95567
MB 360-95567/1-A	Method Blank	Total/NA	Solid	7471B	95567

General Chemistry

Analysis Batch: 95547

Lab Sample ID	Client Sample ID	Prep Type	Matrix	Method	Prep Batch
360-42692-1	SB-101 (0-0.5')	Total/NA	Solid	Moisture	
360-42692-2	SB-101 (0.5-2')	Total/NA	Solid	Moisture	
360-42692-3	SB-101 (2'-4')	Total/NA	Solid	Moisture	
360-42692-4	SB-102 (0-0.5')	Total/NA	Solid	Moisture	
360-42692-4 DU	SB-102 (0-0.5')	Total/NA	Solid	Moisture	
360-42692-5	SB-102 (0.5-2')	Total/NA	Solid	Moisture	
360-42692-6	SB-102 (2-4')	Total/NA	Solid	Moisture	
360-42692-7	SB-103 (0-0.5')	Total/NA	Solid	Moisture	
360-42692-8	SB-103 (0.5-2')	Total/NA	Solid	Moisture	
360-42692-9	SB-103 (2-4')	Total/NA	Solid	Moisture	

General Chemistry (Continued)

Analysis Batch: 95547 (Continued)

Lab Sample ID	Client Sample ID	Prep Type	Matrix	Method	Prep Batch
360-42692-10	SB-104 (0-0.5')	Total/NA	Solid	Moisture	
360-42692-11	SB-104 (0.5-2')	Total/NA	Solid	Moisture	
360-42692-12	SB-104 (2-4')	Total/NA	Solid	Moisture	
360-42692-13	SB-104 D	Total/NA	Solid	Moisture	
360-42692-14	SB-106 (0-0.5')	Total/NA	Solid	Moisture	
360-42692-15	SB-106 (0.5-2')	Total/NA	Solid	Moisture	
360-42692-16	SB-106 (2-4')	Total/NA	Solid	Moisture	
360-42692-17	SB-107 (0-0.5')	Total/NA	Solid	Moisture	
360-42692-18	SB-107 (0.5-2')	Total/NA	Solid	Moisture	
360-42692-19	SB-107 (2-4')	Total/NA	Solid	Moisture	
360-42692-20	SB-108 (0-0.5')	Total/NA	Solid	Moisture	
360-42692-21	SB-108 (0.5-2')	Total/NA	Solid	Moisture	
360-42692-22	SB-108 (2-4')	Total/NA	Solid	Moisture	
360-42692-23	SB-109 (0-0.5')	Total/NA	Solid	Moisture	
360-42692-23 DU	SB-109 (0-0.5')	Total/NA	Solid	Moisture	
360-42692-24	SB-109 (0.5-2')	Total/NA	Solid	Moisture	
360-42692-25	SB-109 (2-4')	Total/NA	Solid	Moisture	
360-42692-26	SB-105 (0-0.5')	Total/NA	Solid	Moisture	
360-42692-27	SB-105 (0.5-2')	Total/NA	Solid	Moisture	
360-42692-28	SB-105 (2-4')	Total/NA	Solid	Moisture	
360-42692-29	SB-105 D	Total/NA	Solid	Moisture	
360-42692-30	Floor Drain B	Total/NA	Solid	Moisture	
360-42692-31	SB-110 (4-5')	Total/NA	Solid	Moisture	
360-42692-32	SB-112 (9-10')	Total/NA	Solid	Moisture	
360-42692-33	SB-114 (6-7')	Total/NA	Solid	Moisture	
360-42692-34	SB-117 (7-8')	Total/NA	Solid	Moisture	
360-42692-35	SB-119 (6-7')	Total/NA	Solid	Moisture	
360-42692-36	SB-120 (5-6')	Total/NA	Solid	Moisture	
360-42692-37	SB-121 (5-6')	Total/NA	Solid	Moisture	
360-42692-38	SB-121 D	Total/NA	Solid	Moisture	

Surrogate Summary

Client: Weston & Sampson Engineers
Project/Site: Washington Electric Property

TestAmerica Job ID: 360-42692-1

Method: 8260C - Volatile Organic Compounds by GC/MS

Matrix: Solid **Prep Type: Total/NA**

		Percent Surrogate Recovery (Acceptance Limits)		
		BFB	DBFM	TOL
Lab Sample ID	Client Sample ID	(70-130)	(70-130)	(70-130)
360-42692-31	SB-110 (4-5')	96	95	107
360-42692-32	SB-112 (9-10')	106	99	106
360-42692-32 - RA	SB-112 (9-10')	100	96	102
360-42692-33	SB-114 (6-7')	99	84	89
360-42692-33 - RA	SB-114 (6-7')	101	88	103
360-42692-34	SB-117 (7-8')	100	85	89
360-42692-34 - RA	SB-117 (7-8')	104	96	105
360-42692-35	SB-119 (6-7')	86	97	78
360-42692-35 - RA	SB-119 (6-7')	101	107	103
360-42692-36	SB-120 (5-6')	99	96	79
360-42692-36 - RA	SB-120 (5-6')	101	101	101
360-42692-37	SB-121 (5-6')	105	98	104
360-42692-37 - RA	SB-121 (5-6')	95	119	101
360-42692-38	SB-121 D	103	82	89
360-42692-38 - RA	SB-121 D	89	101	102
LCS 360-95626/1-A	Lab Control Sample	95	96	94
LCS 360-95741/18-A	Lab Control Sample	95	82	92
LCS 360-95872/1-A	Lab Control Sample	94	95	106
LCSD 360-95626/2-A	Lab Control Sample Dup	84	85	86
LCSD 360-95741/19-A	Lab Control Sample Dup	94	90	95
LCSD 360-95872/2-A	Lab Control Sample Dup	97	90	102
MB 360-95626/3-A	Method Blank	92	84	88
MB 360-95741/20-A	Method Blank	104	96	90
MB 360-95872/3-A	Method Blank	95	110	121

Surrogate Legend

BFB = 4-Bromofluorobenzene
DBFM = Dibromofluoromethane
TOL = Toluene-d8 (Surr)

Method: 8270D - Semivolatile Organic Compounds (GC/MS)

Matrix: Solid **Prep Type: Total/NA**

		Percent Surrogate Recovery (Acceptance Limits)		
		NBZ	TPH	FBP
Lab Sample ID	Client Sample ID	(30-130)	(30-130)	(30-130)
360-42692-28	SB-105 (2-4')	88	96	74
360-42692-30	Floor Drain B	68	82	67
360-42692-31	SB-110 (4-5')	12 X	82	74
360-42692-32	SB-112 (9-10')	70	91	70
360-42692-33	SB-114 (6-7')	71	94	72
360-42692-34	SB-117 (7-8')	75	98	72
360-42692-35	SB-119 (6-7')	74	105	72
360-42692-36	SB-120 (5-6')	71	95	71
360-42692-37	SB-121 (5-6')	72	94	71
360-42692-38	SB-121 D	72	99	72
LCS 360-95482/2-A	Lab Control Sample	75	82	76
LCSD 360-95482/3-A	Lab Control Sample Dup	76	88	79
MB 360-95482/1-A	Method Blank	78	87	77

Surrogate Legend

Surrogate Summary

Client: Weston & Sampson Engineers
Project/Site: Washington Electric Property

TestAmerica Job ID: 360-42692-1

NBZ = Nitrobenzene-d5 (Surr)
TPH = Terphenyl-d14 (Surr)
FBP = 2-Fluorobiphenyl

Method: 8082A - Polychlorinated Biphenyls (PCBs) by Gas Chromatography

Matrix: Solid **Prep Type: Total/NA**

		Percent Surrogate Recovery (Acceptance Limits)			
		DCB1	DCB2	TCX1	TCX2
Lab Sample ID	Client Sample ID	(30-150)	(30-150)	(30-150)	(30-150)
360-42692-1	SB-101 (0-0.5')	103	87	88	87
360-42692-2	SB-101 (0.5-2')	121	93	98	93
360-42692-3	SB-101 (2'-4')	125	102	97	95
360-42692-4	SB-102 (0-0.5')	106	91	87	81
360-42692-5	SB-102 (0.5-2')	119	96	92	92
360-42692-6	SB-102 (2-4')	106	89	91	87
360-42692-7	SB-103 (0-0.5')	124	99	99	97
360-42692-8	SB-103 (0.5-2')	107	90	90	89
360-42692-9	SB-103 (2-4')	112	90	90	85
360-42692-10	SB-104 (0-0.5')	110	88	92	88
360-42692-11	SB-104 (0.5-2')	106	79	89	86
360-42692-12	SB-104 (2-4')	107	77	92	86
360-42692-13	SB-104 D	110	97	91	92
360-42692-14	SB-106 (0-0.5')	113	94	94	90
360-42692-15	SB-106 (0.5-2')	128	115	89	89
360-42692-16	SB-106 (2-4')	103	99	77	83
360-42692-17	SB-107 (0-0.5')	109	91	80	83
360-42692-18	SB-107 (0.5-2')	117	100	97	99
360-42692-19	SB-107 (2-4')	107	94	90	83
360-42692-20	SB-108 (0-0.5')	109	83	88	83
360-42692-21	SB-108 (0.5-2')	96	86	86	95
360-42692-22	SB-108 (2-4')	102	100	95	98
360-42692-23	SB-109 (0-0.5')	116	119	107	116
360-42692-24	SB-109 (0.5-2')	111	117	118	120
360-42692-25	SB-109 (2-4')	108	104	102	108
360-42692-26	SB-105 (0-0.5')	120	115	115	111
360-42692-27	SB-105 (0.5-2')	90	92	82	83
360-42692-28	SB-105 (2-4')	96	88	80	79
360-42692-29	SB-105 D	162 X	140	72	103
360-42692-30	Floor Drain B	124	120	108	109
360-42692-31	SB-110 (4-5')	142	123	89	89
LCS 360-95614/2-A	Lab Control Sample	90	79	93	92
LCS 360-95621/2-A	Lab Control Sample	125	113	99	99
LCS 360-95622/2-A	Lab Control Sample	109	104	98	97
LCSD 360-95614/3-A	Lab Control Sample Dup	87	97	97	99
LCSD 360-95621/3-A	Lab Control Sample Dup	114	103	92	93
LCSD 360-95622/3-A	Lab Control Sample Dup	100	107	94	94
MB 360-95614/1-A	Method Blank	79	76	101	95
MB 360-95621/1-A	Method Blank	104	91	88	94
MB 360-95622/1-A	Method Blank	101	103	88	94

Surrogate Legend

DCB = DCB Decachlorobiphenyl
TCX = Tetrachloro-m-xylene

Method: 8260C - Volatile Organic Compounds by GC/MS

Lab Sample ID: MB 360-95626/3-A
Matrix: Solid
Analysis Batch: 95629

Client Sample ID: Method Blank
Prep Type: Total/NA
Prep Batch: 95626

Analyte	MB Result	MB Qualifier	RL	MDL	Unit	D	Prepared	Analyzed	Dil Fac
1,1,1,2-Tetrachloroethane	ND		130	50	ug/Kg		09/19/12 15:00	09/20/12 01:55	1
1,1,1-Trichloroethane	ND		130	50	ug/Kg		09/19/12 15:00	09/20/12 01:55	1
1,1,2,2-Tetrachloroethane	ND		130	50	ug/Kg		09/19/12 15:00	09/20/12 01:55	1
1,1,2-Trichloroethane	ND		130	50	ug/Kg		09/19/12 15:00	09/20/12 01:55	1
1,1-Dichloroethane	ND		130	50	ug/Kg		09/19/12 15:00	09/20/12 01:55	1
1,1-Dichloroethene	ND		130	50	ug/Kg		09/19/12 15:00	09/20/12 01:55	1
1,1-Dichloropropene	ND		130	50	ug/Kg		09/19/12 15:00	09/20/12 01:55	1
1,2,3-Trichlorobenzene	ND		130	50	ug/Kg		09/19/12 15:00	09/20/12 01:55	1
1,2,3-Trichloropropane	ND		130	50	ug/Kg		09/19/12 15:00	09/20/12 01:55	1
1,2,4-Trichlorobenzene	ND		130	61	ug/Kg		09/19/12 15:00	09/20/12 01:55	1
1,2,4-Trimethylbenzene	ND		130	50	ug/Kg		09/19/12 15:00	09/20/12 01:55	1
1,2-Dibromo-3-Chloropropane	ND		1300	50	ug/Kg		09/19/12 15:00	09/20/12 01:55	1
1,2-Dichlorobenzene	ND		130	50	ug/Kg		09/19/12 15:00	09/20/12 01:55	1
1,2-Dichloroethane	ND		130	50	ug/Kg		09/19/12 15:00	09/20/12 01:55	1
1,2-Dichloropropane	ND		130	50	ug/Kg		09/19/12 15:00	09/20/12 01:55	1
1,3-Dichlorobenzene	ND		130	50	ug/Kg		09/19/12 15:00	09/20/12 01:55	1
1,3-Dichloropropane	ND		130	50	ug/Kg		09/19/12 15:00	09/20/12 01:55	1
1,4-Dichlorobenzene	ND		130	50	ug/Kg		09/19/12 15:00	09/20/12 01:55	1
2,2-Dichloropropane	ND		130	50	ug/Kg		09/19/12 15:00	09/20/12 01:55	1
2-Butanone (MEK)	ND		1300	320	ug/Kg		09/19/12 15:00	09/20/12 01:55	1
2-Chlorotoluene	ND		130	50	ug/Kg		09/19/12 15:00	09/20/12 01:55	1
2-Hexanone	ND		1300	320	ug/Kg		09/19/12 15:00	09/20/12 01:55	1
4-Chlorotoluene	ND		130	50	ug/Kg		09/19/12 15:00	09/20/12 01:55	1
4-Isopropyltoluene	ND		130	50	ug/Kg		09/19/12 15:00	09/20/12 01:55	1
4-Methyl-2-pentanone (MIBK)	ND		1300	320	ug/Kg		09/19/12 15:00	09/20/12 01:55	1
Acetone	ND		13000	5000	ug/Kg		09/19/12 15:00	09/20/12 01:55	1
Benzene	ND		130	50	ug/Kg		09/19/12 15:00	09/20/12 01:55	1
Bromobenzene	ND		130	50	ug/Kg		09/19/12 15:00	09/20/12 01:55	1
Bromoform	ND		130	50	ug/Kg		09/19/12 15:00	09/20/12 01:55	1
Bromomethane	ND		250	50	ug/Kg		09/19/12 15:00	09/20/12 01:55	1
Carbon tetrachloride	ND		130	50	ug/Kg		09/19/12 15:00	09/20/12 01:55	1
Chlorobenzene	ND		130	50	ug/Kg		09/19/12 15:00	09/20/12 01:55	1
Chlorobromomethane	ND		130	50	ug/Kg		09/19/12 15:00	09/20/12 01:55	1
Chlorodibromomethane	ND		130	50	ug/Kg		09/19/12 15:00	09/20/12 01:55	1
Chloroethane	ND		250	50	ug/Kg		09/19/12 15:00	09/20/12 01:55	1
Chloroform	ND		130	50	ug/Kg		09/19/12 15:00	09/20/12 01:55	1
Chloromethane	ND		250	50	ug/Kg		09/19/12 15:00	09/20/12 01:55	1
cis-1,2-Dichloroethene	ND		130	50	ug/Kg		09/19/12 15:00	09/20/12 01:55	1
cis-1,3-Dichloropropene	ND		130	50	ug/Kg		09/19/12 15:00	09/20/12 01:55	1
Dibromomethane	ND		130	50	ug/Kg		09/19/12 15:00	09/20/12 01:55	1
Dichlorobromomethane	ND		130	50	ug/Kg		09/19/12 15:00	09/20/12 01:55	1
Ethylbenzene	ND		130	50	ug/Kg		09/19/12 15:00	09/20/12 01:55	1
Ethylene Dibromide	ND		130	50	ug/Kg		09/19/12 15:00	09/20/12 01:55	1
Hexachlorobutadiene	ND		130	52	ug/Kg		09/19/12 15:00	09/20/12 01:55	1
Isopropylbenzene	ND		130	50	ug/Kg		09/19/12 15:00	09/20/12 01:55	1
m-Xylene & p-Xylene	ND		250	64	ug/Kg		09/19/12 15:00	09/20/12 01:55	1
Methyl tert-butyl ether	ND		130	50	ug/Kg		09/19/12 15:00	09/20/12 01:55	1
Methylene Chloride	ND		500	64	ug/Kg		09/19/12 15:00	09/20/12 01:55	1
n-Butylbenzene	ND		130	50	ug/Kg		09/19/12 15:00	09/20/12 01:55	1

Method: 8260C - Volatile Organic Compounds by GC/MS (Continued)

Lab Sample ID: MB 360-95626/3-A | **Client Sample ID: Method Blank**
Matrix: Solid | **Prep Type: Total/NA**
Analysis Batch: 95629 | **Prep Batch: 95626**

Analyte	MB Result	MB Qualifier	RL	MDL	Unit	D	Prepared	Analyzed	Dil Fac
N-Propylbenzene	ND		130	50	ug/Kg		09/19/12 15:00	09/20/12 01:55	1
Naphthalene	ND		1300	50	ug/Kg		09/19/12 15:00	09/20/12 01:55	1
o-Xylene	ND		130	50	ug/Kg		09/19/12 15:00	09/20/12 01:55	1
sec-Butylbenzene	ND		130	50	ug/Kg		09/19/12 15:00	09/20/12 01:55	1
Styrene	ND		130	50	ug/Kg		09/19/12 15:00	09/20/12 01:55	1
tert-Butylbenzene	ND		130	50	ug/Kg		09/19/12 15:00	09/20/12 01:55	1
Tetrachloroethene	ND		130	50	ug/Kg		09/19/12 15:00	09/20/12 01:55	1
Toluene	ND		130	50	ug/Kg		09/19/12 15:00	09/20/12 01:55	1
trans-1,2-Dichloroethene	ND		130	50	ug/Kg		09/19/12 15:00	09/20/12 01:55	1
trans-1,3-Dichloropropene	ND		130	50	ug/Kg		09/19/12 15:00	09/20/12 01:55	1
Trichloroethene	ND		130	50	ug/Kg		09/19/12 15:00	09/20/12 01:55	1
Trichlorofluoromethane	ND		250	50	ug/Kg		09/19/12 15:00	09/20/12 01:55	1
Vinyl chloride	ND		130	50	ug/Kg		09/19/12 15:00	09/20/12 01:55	1
1,3,5-Trimethylbenzene	ND		130	50	ug/Kg		09/19/12 15:00	09/20/12 01:55	1

Surrogate	*MB %Recovery*	*MB Qualifier*	*Limits*	*Prepared*	*Analyzed*	*Dil Fac*
4-Bromofluorobenzene	*92*		*70 - 130*	*09/19/12 15:00*	*09/20/12 01:55*	*1*
Dibromofluoromethane	*84*		*70 - 130*	*09/19/12 15:00*	*09/20/12 01:55*	*1*
Toluene-d8 (Surr)	*88*		*70 - 130*	*09/19/12 15:00*	*09/20/12 01:55*	*1*

Lab Sample ID: LCS 360-95626/1-A | **Client Sample ID: Lab Control Sample**
Matrix: Solid | **Prep Type: Total/NA**
Analysis Batch: 95629 | **Prep Batch: 95626**

Analyte	Spike Added	LCS Result	LCS Qualifier	Unit	D	%Rec	%Rec. Limits
1,1,1,2-Tetrachloroethane	5000	5100		ug/Kg		102	70 - 130
1,1,1-Trichloroethane	5000	4680		ug/Kg		94	70 - 130
1,1,2,2-Tetrachloroethane	5000	4810		ug/Kg		96	70 - 130
1,1,2-Trichloroethane	5000	4220		ug/Kg		84	70 - 130
1,1-Dichloroethane	5000	4320		ug/Kg		86	70 - 130
1,1-Dichloroethene	5000	4440		ug/Kg		89	70 - 130
1,1-Dichloropropene	5000	4760		ug/Kg		95	70 - 130
1,2,3-Trichlorobenzene	5000	5160		ug/Kg		103	70 - 130
1,2,3-Trichloropropane	5000	4660		ug/Kg		93	70 - 130
1,2,4-Trichlorobenzene	5000	5490		ug/Kg		110	70 - 130
1,2,4-Trimethylbenzene	5000	5360		ug/Kg		107	70 - 130
1,2-Dibromo-3-Chloropropane	5000	5340		ug/Kg		107	70 - 130
1,2-Dichlorobenzene	5000	5190		ug/Kg		104	70 - 130
1,2-Dichloroethane	5000	4800		ug/Kg		96	70 - 130
1,2-Dichloropropane	5000	4700		ug/Kg		94	70 - 130
1,3-Dichlorobenzene	5000	5440		ug/Kg		109	70 - 130
1,3-Dichloropropane	5000	3680		ug/Kg		74	70 - 130
1,4-Dichlorobenzene	5000	5160		ug/Kg		103	70 - 130
2,2-Dichloropropane	5000	3900		ug/Kg		78	70 - 130
2-Butanone (MEK)	50000	38400		ug/Kg		77	70 - 130
2-Chlorotoluene	5000	4810		ug/Kg		96	70 - 130
2-Hexanone	50000	25700	*	ug/Kg		51	70 - 130
4-Chlorotoluene	5000	4780		ug/Kg		96	70 - 130
4-Isopropyltoluene	5000	5670		ug/Kg		113	70 - 130

Method: 8260C - Volatile Organic Compounds by GC/MS (Continued)

Lab Sample ID: LCS 360-95626/1-A
Matrix: Solid
Analysis Batch: 95629

Client Sample ID: Lab Control Sample
Prep Type: Total/NA
Prep Batch: 95626

Analyte	Spike Added	LCS Result	LCS Qualifier	Unit	D	%Rec	%Rec. Limits
4-Methyl-2-pentanone (MIBK)	50000	45100		ug/Kg		90	70 - 130
Acetone	50000	27600	*	ug/Kg		55	70 - 130
Benzene	5000	4760		ug/Kg		95	70 - 130
Bromobenzene	5000	5190		ug/Kg		104	70 - 130
Bromoform	5000	5300		ug/Kg		106	70 - 130
Bromomethane	5000	3680		ug/Kg		74	70 - 130
Carbon tetrachloride	5000	4530		ug/Kg		91	70 - 130
Chlorobenzene	5000	4900		ug/Kg		98	70 - 130
Chlorobromomethane	5000	3910		ug/Kg		78	70 - 130
Chlorodibromomethane	5000	4140		ug/Kg		83	70 - 130
Chloroethane	5000	3330	*	ug/Kg		67	70 - 130
Chloroform	5000	4490		ug/Kg		90	70 - 130
Chloromethane	5000	3510		ug/Kg		70	70 - 130
cis-1,2-Dichloroethene	5000	4000		ug/Kg		80	70 - 130
cis-1,3-Dichloropropene	5000	4340		ug/Kg		87	70 - 130
Dibromomethane	5000	4270		ug/Kg		85	70 - 130
Dichlorobromomethane	5000	4440		ug/Kg		89	70 - 130
Ethylbenzene	5000	4590		ug/Kg		92	70 - 130
Ethylene Dibromide	5000	3640		ug/Kg		73	70 - 130
Hexachlorobutadiene	5000	4840		ug/Kg		97	70 - 130
Isopropylbenzene	5000	4930		ug/Kg		99	70 - 130
m-Xylene & p-Xylene	10000	9460		ug/Kg		95	70 - 130
Methyl tert-butyl ether	5000	3800		ug/Kg		76	70 - 130
Methylene Chloride	5000	3560		ug/Kg		71	70 - 130
n-Butylbenzene	5000	5160		ug/Kg		103	70 - 130
N-Propylbenzene	5000	4840		ug/Kg		97	70 - 130
Naphthalene	5000	5430		ug/Kg		109	70 - 130
o-Xylene	5000	4970		ug/Kg		99	70 - 130
sec-Butylbenzene	5000	5220		ug/Kg		104	70 - 130
Styrene	5000	4880		ug/Kg		98	70 - 130
tert-Butylbenzene	5000	5470		ug/Kg		109	70 - 130
Tetrachloroethene	5000	4210		ug/Kg		84	70 - 130
Toluene	5000	4460		ug/Kg		89	70 - 130
trans-1,2-Dichloroethene	5000	3850		ug/Kg		77	70 - 130
trans-1,3-Dichloropropene	5000	4280		ug/Kg		86	70 - 130
Trichloroethene	5000	4490		ug/Kg		90	70 - 130
Trichlorofluoromethane	5000	3610		ug/Kg		72	70 - 130
Vinyl chloride	5000	3800		ug/Kg		76	70 - 130
1,3,5-Trimethylbenzene	5000	5120		ug/Kg		102	70 - 130

Surrogate	*LCS %Recovery*	*LCS Qualifier*	*Limits*
4-Bromofluorobenzene	*95*		*70 - 130*
Dibromofluoromethane	*96*		*70 - 130*
Toluene-d8 (Surr)	*94*		*70 - 130*

Method: 8260C - Volatile Organic Compounds by GC/MS (Continued)

Lab Sample ID: LCSD 360-95626/2-A
Matrix: Solid
Analysis Batch: 95629

Client Sample ID: Lab Control Sample Dup
Prep Type: Total/NA
Prep Batch: 95626

Analyte	Spike Added	LCSD Result	LCSD Qualifier	Unit	D	%Rec	%Rec. Limits	RPD	RPD Limit
1,1,1,2-Tetrachloroethane	5000	4780		ug/Kg		96	70 - 130	7	20
1,1,1-Trichloroethane	5000	3870		ug/Kg		77	70 - 130	19	20
1,1,2,2-Tetrachloroethane	5000	4600		ug/Kg		92	70 - 130	4	20
1,1,2-Trichloroethane	5000	3820		ug/Kg		76	70 - 130	10	20
1,1-Dichloroethane	5000	3970		ug/Kg		79	70 - 130	8	20
1,1-Dichloroethene	5000	3730		ug/Kg		75	70 - 130	17	20
1,1-Dichloropropene	5000	3770	*	ug/Kg		75	70 - 130	23	20
1,2,3-Trichlorobenzene	5000	4930		ug/Kg		99	70 - 130	5	20
1,2,3-Trichloropropane	5000	4210		ug/Kg		84	70 - 130	10	20
1,2,4-Trichlorobenzene	5000	5170		ug/Kg		103	70 - 130	6	20
1,2,4-Trimethylbenzene	5000	4430		ug/Kg		89	70 - 130	19	20
1,2-Dibromo-3-Chloropropane	5000	5220		ug/Kg		104	70 - 130	2	20
1,2-Dichlorobenzene	5000	4880		ug/Kg		98	70 - 130	6	20
1,2-Dichloroethane	5000	4470		ug/Kg		89	70 - 130	7	20
1,2-Dichloropropane	5000	4500		ug/Kg		90	70 - 130	4	20
1,3-Dichlorobenzene	5000	4430	*	ug/Kg		89	70 - 130	21	20
1,3-Dichloropropane	5000	4020		ug/Kg		80	70 - 130	9	20
1,4-Dichlorobenzene	5000	4820		ug/Kg		96	70 - 130	7	20
2,2-Dichloropropane	5000	3380	*	ug/Kg		68	70 - 130	14	20
2-Butanone (MEK)	50000	26600	*	ug/Kg		53	70 - 130	36	20
2-Chlorotoluene	5000	4120		ug/Kg		82	70 - 130	15	20
2-Hexanone	50000	33300	*	ug/Kg		67	70 - 130	26	20
4-Chlorotoluene	5000	4140		ug/Kg		83	70 - 130	14	20
4-Isopropyltoluene	5000	4750		ug/Kg		95	70 - 130	18	20
4-Methyl-2-pentanone (MIBK)	50000	40600		ug/Kg		81	70 - 130	10	20
Acetone	50000	25500	*	ug/Kg		51	70 - 130	8	20
Benzene	5000	4450		ug/Kg		89	70 - 130	7	20
Bromobenzene	5000	4450		ug/Kg		89	70 - 130	15	20
Bromoform	5000	5380		ug/Kg		108	70 - 130	2	20
Bromomethane	5000	3670		ug/Kg		73	70 - 130	0	20
Carbon tetrachloride	5000	3810		ug/Kg		76	70 - 130	17	20
Chlorobenzene	5000	4820		ug/Kg		96	70 - 130	2	20
Chlorobromomethane	5000	3600		ug/Kg		72	70 - 130	8	20
Chlorodibromomethane	5000	3750		ug/Kg		75	70 - 130	10	20
Chloroethane	5000	3040	*	ug/Kg		61	70 - 130	9	20
Chloroform	5000	3540	*	ug/Kg		71	70 - 130	24	20
Chloromethane	5000	3370	*	ug/Kg		67	70 - 130	4	20
cis-1,2-Dichloroethene	5000	3640		ug/Kg		73	70 - 130	9	20
cis-1,3-Dichloropropene	5000	4100		ug/Kg		82	70 - 130	6	20
Dibromomethane	5000	4080		ug/Kg		82	70 - 130	4	20
Dichlorobromomethane	5000	4150		ug/Kg		83	70 - 130	7	20
Ethylbenzene	5000	4770		ug/Kg		95	70 - 130	4	20
Ethylene Dibromide	5000	3870		ug/Kg		77	70 - 130	6	20
Hexachlorobutadiene	5000	4710		ug/Kg		94	70 - 130	3	20
Isopropylbenzene	5000	4270		ug/Kg		85	70 - 130	14	20
m-Xylene & p-Xylene	10000	9750		ug/Kg		98	70 - 130	3	20
Methyl tert-butyl ether	5000	3580		ug/Kg		72	70 - 130	6	20
Methylene Chloride	5000	3310	*	ug/Kg		66	70 - 130	7	20
n-Butylbenzene	5000	4800		ug/Kg		96	70 - 130	7	20

Method: 8260C - Volatile Organic Compounds by GC/MS (Continued)

Lab Sample ID: LCSD 360-95626/2-A — **Client Sample ID: Lab Control Sample Dup**
Matrix: Solid — **Prep Type: Total/NA**
Analysis Batch: 95629 — **Prep Batch: 95626**

Analyte	Spike Added	LCSD Result	LCSD Qualifier	Unit	D	%Rec	%Rec. Limits	RPD	RPD Limit
N-Propylbenzene	5000	4110		ug/Kg		82	70 - 130	16	20
Naphthalene	5000	4930		ug/Kg		99	70 - 130	10	20
o-Xylene	5000	5020		ug/Kg		100	70 - 130	1	20
sec-Butylbenzene	5000	4360		ug/Kg		87	70 - 130	18	20
Styrene	5000	4840		ug/Kg		97	70 - 130	1	20
tert-Butylbenzene	5000	4740		ug/Kg		95	70 - 130	14	20
Tetrachloroethene	5000	3730		ug/Kg		75	70 - 130	12	20
Toluene	5000	3950		ug/Kg		79	70 - 130	12	20
trans-1,2-Dichloroethene	5000	3520		ug/Kg		70	70 - 130	9	20
trans-1,3-Dichloropropene	5000	3960		ug/Kg		79	70 - 130	8	20
Trichloroethene	5000	4250		ug/Kg		85	70 - 130	6	20
Trichlorofluoromethane	5000	3450	*	ug/Kg		69	70 - 130	4	20
Vinyl chloride	5000	3620		ug/Kg		72	70 - 130	5	20
1,3,5-Trimethylbenzene	5000	4350		ug/Kg		87	70 - 130	16	20

Surrogate	*LCSD %Recovery*	*LCSD Qualifier*	*Limits*
4-Bromofluorobenzene	*84*		*70 - 130*
Dibromofluoromethane	*85*		*70 - 130*
Toluene-d8 (Surr)	*86*		*70 - 130*

Lab Sample ID: MB 360-95741/20-A — **Client Sample ID: Method Blank**
Matrix: Solid — **Prep Type: Total/NA**
Analysis Batch: 95771 — **Prep Batch: 95741**

Analyte	MB Result	MB Qualifier	RL	MDL	Unit	D	Prepared	Analyzed	Dil Fac
1,1,1,2-Tetrachloroethane	ND		130	50	ug/Kg		09/21/12 13:00	09/21/12 19:30	1
1,1,1-Trichloroethane	ND		130	50	ug/Kg		09/21/12 13:00	09/21/12 19:30	1
1,1,2,2-Tetrachloroethane	ND		130	50	ug/Kg		09/21/12 13:00	09/21/12 19:30	1
1,1,2-Trichloroethane	ND		130	50	ug/Kg		09/21/12 13:00	09/21/12 19:30	1
1,1-Dichloroethane	ND		130	50	ug/Kg		09/21/12 13:00	09/21/12 19:30	1
1,1-Dichloroethene	ND		130	50	ug/Kg		09/21/12 13:00	09/21/12 19:30	1
1,1-Dichloropropene	ND		130	50	ug/Kg		09/21/12 13:00	09/21/12 19:30	1
1,2,3-Trichlorobenzene	ND		130	50	ug/Kg		09/21/12 13:00	09/21/12 19:30	1
1,2,3-Trichloropropane	ND		130	50	ug/Kg		09/21/12 13:00	09/21/12 19:30	1
1,2,4-Trichlorobenzene	ND		130	61	ug/Kg		09/21/12 13:00	09/21/12 19:30	1
1,2,4-Trimethylbenzene	ND		130	50	ug/Kg		09/21/12 13:00	09/21/12 19:30	1
1,2-Dibromo-3-Chloropropane	ND		1300	50	ug/Kg		09/21/12 13:00	09/21/12 19:30	1
1,2-Dichlorobenzene	ND		130	50	ug/Kg		09/21/12 13:00	09/21/12 19:30	1
1,2-Dichloroethane	ND		130	50	ug/Kg		09/21/12 13:00	09/21/12 19:30	1
1,2-Dichloropropane	ND		130	50	ug/Kg		09/21/12 13:00	09/21/12 19:30	1
1,3-Dichlorobenzene	ND		130	50	ug/Kg		09/21/12 13:00	09/21/12 19:30	1
1,3-Dichloropropane	ND		130	50	ug/Kg		09/21/12 13:00	09/21/12 19:30	1
1,4-Dichlorobenzene	ND		130	50	ug/Kg		09/21/12 13:00	09/21/12 19:30	1
2,2-Dichloropropane	ND		130	50	ug/Kg		09/21/12 13:00	09/21/12 19:30	1
2-Butanone (MEK)	ND		1300	320	ug/Kg		09/21/12 13:00	09/21/12 19:30	1
2-Chlorotoluene	ND		130	50	ug/Kg		09/21/12 13:00	09/21/12 19:30	1
2-Hexanone	ND		1300	320	ug/Kg		09/21/12 13:00	09/21/12 19:30	1
4-Chlorotoluene	ND		130	50	ug/Kg		09/21/12 13:00	09/21/12 19:30	1
4-Isopropyltoluene	ND		130	50	ug/Kg		09/21/12 13:00	09/21/12 19:30	1

Method: 8260C - Volatile Organic Compounds by GC/MS (Continued)

Lab Sample ID: MB 360-95741/20-A
Matrix: Solid
Analysis Batch: 95771

Client Sample ID: Method Blank
Prep Type: Total/NA
Prep Batch: 95741

Analyte	MB Result	MB Qualifier	RL	MDL	Unit	D	Prepared	Analyzed	Dil Fac
4-Methyl-2-pentanone (MIBK)	ND		1300	320	ug/Kg		09/21/12 13:00	09/21/12 19:30	1
Acetone	ND		13000	5000	ug/Kg		09/21/12 13:00	09/21/12 19:30	1
Benzene	ND		130	50	ug/Kg		09/21/12 13:00	09/21/12 19:30	1
Bromobenzene	ND		130	50	ug/Kg		09/21/12 13:00	09/21/12 19:30	1
Bromoform	ND		130	50	ug/Kg		09/21/12 13:00	09/21/12 19:30	1
Bromomethane	ND		250	50	ug/Kg		09/21/12 13:00	09/21/12 19:30	1
Carbon tetrachloride	ND		130	50	ug/Kg		09/21/12 13:00	09/21/12 19:30	1
Chlorobenzene	ND		130	50	ug/Kg		09/21/12 13:00	09/21/12 19:30	1
Chlorobromomethane	ND		130	50	ug/Kg		09/21/12 13:00	09/21/12 19:30	1
Chlorodibromomethane	ND		130	50	ug/Kg		09/21/12 13:00	09/21/12 19:30	1
Chloroethane	ND		250	50	ug/Kg		09/21/12 13:00	09/21/12 19:30	1
Chloroform	ND		130	50	ug/Kg		09/21/12 13:00	09/21/12 19:30	1
Chloromethane	ND		250	50	ug/Kg		09/21/12 13:00	09/21/12 19:30	1
cis-1,2-Dichloroethene	ND		130	50	ug/Kg		09/21/12 13:00	09/21/12 19:30	1
cis-1,3-Dichloropropene	ND		130	50	ug/Kg		09/21/12 13:00	09/21/12 19:30	1
Dibromomethane	ND		130	50	ug/Kg		09/21/12 13:00	09/21/12 19:30	1
Dichlorobromomethane	ND		130	50	ug/Kg		09/21/12 13:00	09/21/12 19:30	1
Ethylbenzene	ND		130	50	ug/Kg		09/21/12 13:00	09/21/12 19:30	1
Ethylene Dibromide	ND		130	50	ug/Kg		09/21/12 13:00	09/21/12 19:30	1
Hexachlorobutadiene	ND		130	52	ug/Kg		09/21/12 13:00	09/21/12 19:30	1
Isopropylbenzene	ND		130	50	ug/Kg		09/21/12 13:00	09/21/12 19:30	1
m-Xylene & p-Xylene	ND		250	64	ug/Kg		09/21/12 13:00	09/21/12 19:30	1
Methyl tert-butyl ether	ND		130	50	ug/Kg		09/21/12 13:00	09/21/12 19:30	1
Methylene Chloride	ND		500	250	ug/Kg		09/21/12 13:00	09/21/12 19:30	1
n-Butylbenzene	ND		130	50	ug/Kg		09/21/12 13:00	09/21/12 19:30	1
N-Propylbenzene	ND		130	50	ug/Kg		09/21/12 13:00	09/21/12 19:30	1
Naphthalene	ND		1300	50	ug/Kg		09/21/12 13:00	09/21/12 19:30	1
o-Xylene	ND		130	50	ug/Kg		09/21/12 13:00	09/21/12 19:30	1
sec-Butylbenzene	ND		130	50	ug/Kg		09/21/12 13:00	09/21/12 19:30	1
Styrene	ND		130	50	ug/Kg		09/21/12 13:00	09/21/12 19:30	1
tert-Butylbenzene	ND		130	50	ug/Kg		09/21/12 13:00	09/21/12 19:30	1
Tetrachloroethene	ND		130	50	ug/Kg		09/21/12 13:00	09/21/12 19:30	1
Toluene	ND		130	50	ug/Kg		09/21/12 13:00	09/21/12 19:30	1
trans-1,2-Dichloroethene	ND		130	50	ug/Kg		09/21/12 13:00	09/21/12 19:30	1
trans-1,3-Dichloropropene	ND		130	50	ug/Kg		09/21/12 13:00	09/21/12 19:30	1
Trichloroethene	ND		130	50	ug/Kg		09/21/12 13:00	09/21/12 19:30	1
Trichlorofluoromethane	ND		250	50	ug/Kg		09/21/12 13:00	09/21/12 19:30	1
Vinyl chloride	ND		130	50	ug/Kg		09/21/12 13:00	09/21/12 19:30	1
1,3,5-Trimethylbenzene	ND		130	50	ug/Kg		09/21/12 13:00	09/21/12 19:30	1

Surrogate	*MB %Recovery*	*MB Qualifier*	*Limits*	*Prepared*	*Analyzed*	*Dil Fac*
4-Bromofluorobenzene	*104*		*70 - 130*	*09/21/12 13:00*	*09/21/12 19:30*	*1*
Dibromofluoromethane	*96*		*70 - 130*	*09/21/12 13:00*	*09/21/12 19:30*	*1*
Toluene-d8 (Surr)	*90*		*70 - 130*	*09/21/12 13:00*	*09/21/12 19:30*	*1*

Method: 8260C - Volatile Organic Compounds by GC/MS (Continued)

Lab Sample ID: LCS 360-95741/18-A
Matrix: Solid
Analysis Batch: 95771

Client Sample ID: Lab Control Sample
Prep Type: Total/NA
Prep Batch: 95741

Analyte	Spike Added	LCS Result	LCS Qualifier	Unit	D	%Rec	%Rec. Limits
1,1,1,2-Tetrachloroethane	5000	5040		ug/Kg		101	70 - 130
1,1,1-Trichloroethane	5000	4170		ug/Kg		83	70 - 130
1,1,2,2-Tetrachloroethane	5000	3780		ug/Kg		76	70 - 130
1,1,2-Trichloroethane	5000	3070	*	ug/Kg		61	70 - 130
1,1-Dichloroethane	5000	4090		ug/Kg		82	70 - 130
1,1-Dichloroethene	5000	4390		ug/Kg		88	70 - 130
1,1-Dichloropropene	5000	3920		ug/Kg		78	70 - 130
1,2,3-Trichlorobenzene	5000	3990		ug/Kg		80	70 - 130
1,2,3-Trichloropropane	5000	4600		ug/Kg		92	70 - 130
1,2,4-Trichlorobenzene	5000	4270		ug/Kg		85	70 - 130
1,2,4-Trimethylbenzene	5000	5100		ug/Kg		102	70 - 130
1,2-Dibromo-3-Chloropropane	5000	4100		ug/Kg		82	70 - 130
1,2-Dichlorobenzene	5000	4430		ug/Kg		89	70 - 130
1,2-Dichloroethane	5000	4530		ug/Kg		91	70 - 130
1,2-Dichloropropane	5000	4640		ug/Kg		93	70 - 130
1,3-Dichlorobenzene	5000	5770		ug/Kg		115	70 - 130
1,3-Dichloropropane	5000	3230	*	ug/Kg		65	70 - 130
1,4-Dichlorobenzene	5000	4600		ug/Kg		92	70 - 130
2,2-Dichloropropane	5000	4430		ug/Kg		89	70 - 130
2-Butanone (MEK)	50000	24100	*	ug/Kg		48	70 - 130
2-Chlorotoluene	5000	4740		ug/Kg		95	70 - 130
2-Hexanone	50000	21800	*	ug/Kg		44	70 - 130
4-Chlorotoluene	5000	4670		ug/Kg		93	70 - 130
4-Isopropyltoluene	5000	5760		ug/Kg		115	70 - 130
4-Methyl-2-pentanone (MIBK)	50000	27300	*	ug/Kg		55	70 - 130
Acetone	50000	24800	*	ug/Kg		50	70 - 130
Benzene	5000	4540		ug/Kg		91	70 - 130
Bromobenzene	5000	5000		ug/Kg		100	70 - 130
Bromoform	5000	4200		ug/Kg		84	70 - 130
Bromomethane	5000	4230		ug/Kg		85	70 - 130
Carbon tetrachloride	5000	4340		ug/Kg		87	70 - 130
Chlorobenzene	5000	4810		ug/Kg		96	70 - 130
Chlorobromomethane	5000	3730		ug/Kg		75	70 - 130
Chlorodibromomethane	5000	3490		ug/Kg		70	70 - 130
Chloroethane	5000	3620		ug/Kg		72	70 - 130
Chloroform	5000	3770		ug/Kg		75	70 - 130
Chloromethane	5000	4180		ug/Kg		84	70 - 130
cis-1,2-Dichloroethene	5000	3730		ug/Kg		75	70 - 130
cis-1,3-Dichloropropene	5000	4220		ug/Kg		84	70 - 130
Dibromomethane	5000	4240		ug/Kg		85	70 - 130
Dichlorobromomethane	5000	4300		ug/Kg		86	70 - 130
Ethylbenzene	5000	4500		ug/Kg		90	70 - 130
Ethylene Dibromide	5000	3440	*	ug/Kg		69	70 - 130
Hexachlorobutadiene	5000	4150		ug/Kg		83	70 - 130
Isopropylbenzene	5000	4910		ug/Kg		98	70 - 130
m-Xylene & p-Xylene	10000	9170		ug/Kg		92	70 - 130
Methyl tert-butyl ether	5000	3760		ug/Kg		75	70 - 130
Methylene Chloride	5000	3290	*	ug/Kg		66	70 - 130
n-Butylbenzene	5000	5460		ug/Kg		109	70 - 130

Method: 8260C - Volatile Organic Compounds by GC/MS (Continued)

Lab Sample ID: LCS 360-95741/18-A — **Client Sample ID: Lab Control Sample**
Matrix: Solid — **Prep Type: Total/NA**
Analysis Batch: 95771 — **Prep Batch: 95741**

Analyte	Spike Added	LCS Result	LCS Qualifier	Unit	D	%Rec	%Rec. Limits
N-Propylbenzene	5000	4850		ug/Kg		97	70 - 130
Naphthalene	5000	4160		ug/Kg		83	70 - 130
o-Xylene	5000	4750		ug/Kg		95	70 - 130
sec-Butylbenzene	5000	5390		ug/Kg		108	70 - 130
Styrene	5000	4630		ug/Kg		93	70 - 130
tert-Butylbenzene	5000	5660		ug/Kg		113	70 - 130
Tetrachloroethene	5000	4030		ug/Kg		81	70 - 130
Toluene	5000	4420		ug/Kg		88	70 - 130
trans-1,2-Dichloroethene	5000	3740		ug/Kg		75	70 - 130
trans-1,3-Dichloropropene	5000	3200	*	ug/Kg		64	70 - 130
Trichloroethene	5000	4550		ug/Kg		91	70 - 130
Trichlorofluoromethane	5000	4370		ug/Kg		87	70 - 130
Vinyl chloride	5000	4330		ug/Kg		87	70 - 130
1,3,5-Trimethylbenzene	5000	5060		ug/Kg		101	70 - 130

Surrogate	*LCS %Recovery*	*LCS Qualifier*	*Limits*
4-Bromofluorobenzene	*95*		*70 - 130*
Dibromofluoromethane	*82*		*70 - 130*
Toluene-d8 (Surr)	*92*		*70 - 130*

Lab Sample ID: LCSD 360-95741/19-A — **Client Sample ID: Lab Control Sample Dup**
Matrix: Solid — **Prep Type: Total/NA**
Analysis Batch: 95771 — **Prep Batch: 95741**

Analyte	Spike Added	LCSD Result	LCSD Qualifier	Unit	D	%Rec	%Rec. Limits	RPD	RPD Limit
1,1,1,2-Tetrachloroethane	5000	5270		ug/Kg		105	70 - 130	5	20
1,1,1-Trichloroethane	5000	4690		ug/Kg		94	70 - 130	12	20
1,1,2,2-Tetrachloroethane	5000	4390		ug/Kg		88	70 - 130	15	20
1,1,2-Trichloroethane	5000	3480		ug/Kg		70	70 - 130	12	20
1,1-Dichloroethane	5000	4470		ug/Kg		89	70 - 130	9	20
1,1-Dichloroethene	5000	5180		ug/Kg		104	70 - 130	17	20
1,1-Dichloropropene	5000	4220		ug/Kg		84	70 - 130	8	20
1,2,3-Trichlorobenzene	5000	4910	*	ug/Kg		98	70 - 130	21	20
1,2,3-Trichloropropane	5000	4580		ug/Kg		92	70 - 130	1	20
1,2,4-Trichlorobenzene	5000	5390	*	ug/Kg		108	70 - 130	23	20
1,2,4-Trimethylbenzene	5000	5330		ug/Kg		107	70 - 130	4	20
1,2-Dibromo-3-Chloropropane	5000	5500	*	ug/Kg		110	70 - 130	29	20
1,2-Dichlorobenzene	5000	5660	*	ug/Kg		113	70 - 130	24	20
1,2-Dichloroethane	5000	3880		ug/Kg		78	70 - 130	15	20
1,2-Dichloropropane	5000	4810		ug/Kg		96	70 - 130	3	20
1,3-Dichlorobenzene	5000	5330		ug/Kg		107	70 - 130	8	20
1,3-Dichloropropane	5000	3320	*	ug/Kg		66	70 - 130	3	20
1,4-Dichlorobenzene	5000	4820		ug/Kg		96	70 - 130	5	20
2,2-Dichloropropane	5000	4700		ug/Kg		94	70 - 130	6	20
2-Butanone (MEK)	50000	28100	*	ug/Kg		56	70 - 130	15	20
2-Chlorotoluene	5000	4900		ug/Kg		98	70 - 130	3	20
2-Hexanone	50000	24900	*	ug/Kg		50	70 - 130	13	20
4-Chlorotoluene	5000	4940		ug/Kg		99	70 - 130	6	20
4-Isopropyltoluene	5000	5960		ug/Kg		119	70 - 130	3	20

Method: 8260C - Volatile Organic Compounds by GC/MS (Continued)

Lab Sample ID: LCSD 360-95741/19-A
Matrix: Solid
Analysis Batch: 95771

Client Sample ID: Lab Control Sample Dup
Prep Type: Total/NA
Prep Batch: 95741

Analyte	Spike Added	LCSD Result	LCSD Qualifier	Unit	D	%Rec	%Rec. Limits	RPD	RPD Limit
4-Methyl-2-pentanone (MIBK)	50000	42500	*	ug/Kg		85	70 - 130	43	20
Acetone	50000	28900	*	ug/Kg		58	70 - 130	15	20
Benzene	5000	3950		ug/Kg		79	70 - 130	14	20
Bromobenzene	5000	5160		ug/Kg		103	70 - 130	3	20
Bromoform	5000	4870		ug/Kg		97	70 - 130	15	20
Bromomethane	5000	4220		ug/Kg		84	70 - 130	0	20
Carbon tetrachloride	5000	5170		ug/Kg		103	70 - 130	17	20
Chlorobenzene	5000	4960		ug/Kg		99	70 - 130	3	20
Chlorobromomethane	5000	3950		ug/Kg		79	70 - 130	6	20
Chlorodibromomethane	5000	3640		ug/Kg		73	70 - 130	4	20
Chloroethane	5000	3670		ug/Kg		73	70 - 130	2	20
Chloroform	5000	3880		ug/Kg		78	70 - 130	3	20
Chloromethane	5000	5570	*	ug/Kg		111	70 - 130	29	20
cis-1,2-Dichloroethene	5000	4010		ug/Kg		80	70 - 130	7	20
cis-1,3-Dichloropropene	5000	4230		ug/Kg		85	70 - 130	0	20
Dibromomethane	5000	4440		ug/Kg		89	70 - 130	5	20
Dichlorobromomethane	5000	4470		ug/Kg		89	70 - 130	4	20
Ethylbenzene	5000	4680		ug/Kg		94	70 - 130	4	20
Ethylene Dibromide	5000	3500		ug/Kg		70	70 - 130	2	20
Hexachlorobutadiene	5000	5170	*	ug/Kg		103	70 - 130	22	20
Isopropylbenzene	5000	5290		ug/Kg		106	70 - 130	8	20
m-Xylene & p-Xylene	10000	9730		ug/Kg		97	70 - 130	6	20
Methyl tert-butyl ether	5000	3850		ug/Kg		77	70 - 130	2	20
Methylene Chloride	5000	3490		ug/Kg		70	70 - 130	6	20
n-Butylbenzene	5000	5170		ug/Kg		103	70 - 130	5	20
N-Propylbenzene	5000	5060		ug/Kg		101	70 - 130	4	20
Naphthalene	5000	4790		ug/Kg		96	70 - 130	14	20
o-Xylene	5000	5100		ug/Kg		102	70 - 130	7	20
sec-Butylbenzene	5000	5400		ug/Kg		108	70 - 130	0	20
Styrene	5000	4870		ug/Kg		97	70 - 130	5	20
tert-Butylbenzene	5000	5860		ug/Kg		117	70 - 130	4	20
Tetrachloroethene	5000	4870		ug/Kg		97	70 - 130	19	20
Toluene	5000	4770		ug/Kg		95	70 - 130	8	20
trans-1,2-Dichloroethene	5000	4060		ug/Kg		81	70 - 130	8	20
trans-1,3-Dichloropropene	5000	3930		ug/Kg		79	70 - 130	20	20
Trichloroethene	5000	4890		ug/Kg		98	70 - 130	7	20
Trichlorofluoromethane	5000	4590		ug/Kg		92	70 - 130	5	20
Vinyl chloride	5000	6220	*	ug/Kg		124	70 - 130	36	20
1,3,5-Trimethylbenzene	5000	5290		ug/Kg		106	70 - 130	4	20

Surrogate	*LCSD %Recovery*	*LCSD Qualifier*	*Limits*
4-Bromofluorobenzene	*94*		*70 - 130*
Dibromofluoromethane	*90*		*70 - 130*
Toluene-d8 (Surr)	*95*		*70 - 130*

Method: 8260C - Volatile Organic Compounds by GC/MS (Continued)

Lab Sample ID: MB 360-95872/3-A
Matrix: Solid
Analysis Batch: 95893

Client Sample ID: Method Blank
Prep Type: Total/NA
Prep Batch: 95872

Analyte	MB Result	MB Qualifier	RL	MDL	Unit	D	Prepared	Analyzed	Dil Fac
1,1,1,2-Tetrachloroethane	ND		130	50	ug/Kg		09/25/12 15:18	09/25/12 21:35	1
1,1,1-Trichloroethane	ND		130	50	ug/Kg		09/25/12 15:18	09/25/12 21:35	1
1,1,2,2-Tetrachloroethane	ND		130	50	ug/Kg		09/25/12 15:18	09/25/12 21:35	1
1,1,2-Trichloroethane	ND		130	50	ug/Kg		09/25/12 15:18	09/25/12 21:35	1
1,1-Dichloroethane	ND		130	50	ug/Kg		09/25/12 15:18	09/25/12 21:35	1
1,1-Dichloroethene	ND		130	50	ug/Kg		09/25/12 15:18	09/25/12 21:35	1
1,1-Dichloropropene	ND		130	50	ug/Kg		09/25/12 15:18	09/25/12 21:35	1
1,2,3-Trichlorobenzene	ND		130	50	ug/Kg		09/25/12 15:18	09/25/12 21:35	1
1,2,3-Trichloropropane	ND		130	50	ug/Kg		09/25/12 15:18	09/25/12 21:35	1
1,2,4-Trichlorobenzene	ND		130	61	ug/Kg		09/25/12 15:18	09/25/12 21:35	1
1,2,4-Trimethylbenzene	ND		130	50	ug/Kg		09/25/12 15:18	09/25/12 21:35	1
1,2-Dibromo-3-Chloropropane	ND		1300	50	ug/Kg		09/25/12 15:18	09/25/12 21:35	1
1,2-Dichlorobenzene	ND		130	50	ug/Kg		09/25/12 15:18	09/25/12 21:35	1
1,2-Dichloroethane	ND		130	50	ug/Kg		09/25/12 15:18	09/25/12 21:35	1
1,2-Dichloropropane	ND		130	50	ug/Kg		09/25/12 15:18	09/25/12 21:35	1
1,3-Dichlorobenzene	ND		130	50	ug/Kg		09/25/12 15:18	09/25/12 21:35	1
1,3-Dichloropropane	ND		130	50	ug/Kg		09/25/12 15:18	09/25/12 21:35	1
1,4-Dichlorobenzene	ND		130	50	ug/Kg		09/25/12 15:18	09/25/12 21:35	1
2,2-Dichloropropane	ND		130	50	ug/Kg		09/25/12 15:18	09/25/12 21:35	1
2-Butanone (MEK)	ND		1300	320	ug/Kg		09/25/12 15:18	09/25/12 21:35	1
2-Chlorotoluene	ND		130	50	ug/Kg		09/25/12 15:18	09/25/12 21:35	1
2-Hexanone	ND		1300	320	ug/Kg		09/25/12 15:18	09/25/12 21:35	1
4-Chlorotoluene	ND		130	50	ug/Kg		09/25/12 15:18	09/25/12 21:35	1
4-Isopropyltoluene	ND		130	50	ug/Kg		09/25/12 15:18	09/25/12 21:35	1
4-Methyl-2-pentanone (MIBK)	ND		1300	320	ug/Kg		09/25/12 15:18	09/25/12 21:35	1
Acetone	ND		13000	5000	ug/Kg		09/25/12 15:18	09/25/12 21:35	1
Benzene	ND		130	50	ug/Kg		09/25/12 15:18	09/25/12 21:35	1
Bromobenzene	ND		130	50	ug/Kg		09/25/12 15:18	09/25/12 21:35	1
Bromoform	ND		130	50	ug/Kg		09/25/12 15:18	09/25/12 21:35	1
Bromomethane	ND		250	50	ug/Kg		09/25/12 15:18	09/25/12 21:35	1
Carbon tetrachloride	ND		130	50	ug/Kg		09/25/12 15:18	09/25/12 21:35	1
Chlorobenzene	ND		130	50	ug/Kg		09/25/12 15:18	09/25/12 21:35	1
Chlorobromomethane	ND		130	50	ug/Kg		09/25/12 15:18	09/25/12 21:35	1
Chlorodibromomethane	ND		130	50	ug/Kg		09/25/12 15:18	09/25/12 21:35	1
Chloroethane	ND		250	50	ug/Kg		09/25/12 15:18	09/25/12 21:35	1
Chloroform	ND		130	50	ug/Kg		09/25/12 15:18	09/25/12 21:35	1
Chloromethane	ND		250	50	ug/Kg		09/25/12 15:18	09/25/12 21:35	1
cis-1,2-Dichloroethene	ND		130	50	ug/Kg		09/25/12 15:18	09/25/12 21:35	1
cis-1,3-Dichloropropene	ND		130	50	ug/Kg		09/25/12 15:18	09/25/12 21:35	1
Dibromomethane	ND		130	50	ug/Kg		09/25/12 15:18	09/25/12 21:35	1
Dichlorobromomethane	ND		130	50	ug/Kg		09/25/12 15:18	09/25/12 21:35	1
Ethylbenzene	ND		130	50	ug/Kg		09/25/12 15:18	09/25/12 21:35	1
Ethylene Dibromide	ND		130	50	ug/Kg		09/25/12 15:18	09/25/12 21:35	1
Hexachlorobutadiene	ND		130	52	ug/Kg		09/25/12 15:18	09/25/12 21:35	1
Isopropylbenzene	ND		130	50	ug/Kg		09/25/12 15:18	09/25/12 21:35	1
m-Xylene & p-Xylene	ND		250	64	ug/Kg		09/25/12 15:18	09/25/12 21:35	1
Methyl tert-butyl ether	ND		130	50	ug/Kg		09/25/12 15:18	09/25/12 21:35	1
Methylene Chloride	ND		500	250	ug/Kg		09/25/12 15:18	09/25/12 21:35	1
n-Butylbenzene	ND		130	50	ug/Kg		09/25/12 15:18	09/25/12 21:35	1

Method: 8260C - Volatile Organic Compounds by GC/MS (Continued)

Lab Sample ID: MB 360-95872/3-A — **Client Sample ID: Method Blank**
Matrix: Solid — **Prep Type: Total/NA**
Analysis Batch: 95893 — **Prep Batch: 95872**

Analyte	MB Result	MB Qualifier	RL	MDL	Unit	D	Prepared	Analyzed	Dil Fac
N-Propylbenzene	ND		130	50	ug/Kg		09/25/12 15:18	09/25/12 21:35	1
Naphthalene	ND		1300	50	ug/Kg		09/25/12 15:18	09/25/12 21:35	1
o-Xylene	ND		130	50	ug/Kg		09/25/12 15:18	09/25/12 21:35	1
sec-Butylbenzene	ND		130	50	ug/Kg		09/25/12 15:18	09/25/12 21:35	1
Styrene	ND		130	50	ug/Kg		09/25/12 15:18	09/25/12 21:35	1
tert-Butylbenzene	ND		130	50	ug/Kg		09/25/12 15:18	09/25/12 21:35	1
Tetrachloroethene	ND		130	50	ug/Kg		09/25/12 15:18	09/25/12 21:35	1
Toluene	ND		130	50	ug/Kg		09/25/12 15:18	09/25/12 21:35	1
trans-1,2-Dichloroethene	ND		130	50	ug/Kg		09/25/12 15:18	09/25/12 21:35	1
trans-1,3-Dichloropropene	ND		130	50	ug/Kg		09/25/12 15:18	09/25/12 21:35	1
Trichloroethene	ND		130	50	ug/Kg		09/25/12 15:18	09/25/12 21:35	1
Trichlorofluoromethane	ND		250	50	ug/Kg		09/25/12 15:18	09/25/12 21:35	1
Vinyl chloride	ND		130	50	ug/Kg		09/25/12 15:18	09/25/12 21:35	1
1,3,5-Trimethylbenzene	ND		130	50	ug/Kg		09/25/12 15:18	09/25/12 21:35	1

Surrogate	*MB %Recovery*	*MB Qualifier*	*Limits*	*Prepared*	*Analyzed*	*Dil Fac*
4-Bromofluorobenzene	*95*		*70 - 130*	*09/25/12 15:18*	*09/25/12 21:35*	*1*
Dibromofluoromethane	*110*		*70 - 130*	*09/25/12 15:18*	*09/25/12 21:35*	*1*
Toluene-d8 (Surr)	*121*		*70 - 130*	*09/25/12 15:18*	*09/25/12 21:35*	*1*

Lab Sample ID: LCS 360-95872/1-A — **Client Sample ID: Lab Control Sample**
Matrix: Solid — **Prep Type: Total/NA**
Analysis Batch: 95893 — **Prep Batch: 95872**

Analyte	Spike Added	LCS Result	LCS Qualifier	Unit	D	%Rec	%Rec. Limits
1,1,1,2-Tetrachloroethane	5000	4540		ug/Kg		91	70 - 130
1,1,1-Trichloroethane	5000	4410		ug/Kg		88	70 - 130
1,1,2,2-Tetrachloroethane	5000	4860		ug/Kg		97	70 - 130
1,1,2-Trichloroethane	5000	4750		ug/Kg		95	70 - 130
1,1-Dichloroethane	5000	4930		ug/Kg		99	70 - 130
1,1-Dichloroethene	5000	5340		ug/Kg		107	70 - 130
1,1-Dichloropropene	5000	4150		ug/Kg		83	70 - 130
1,2,3-Trichlorobenzene	5000	4770		ug/Kg		95	70 - 130
1,2,3-Trichloropropane	5000	4630		ug/Kg		93	70 - 130
1,2,4-Trichlorobenzene	5000	4960		ug/Kg		99	70 - 130
1,2,4-Trimethylbenzene	5000	4580		ug/Kg		92	70 - 130
1,2-Dibromo-3-Chloropropane	5000	5630		ug/Kg		113	70 - 130
1,2-Dichlorobenzene	5000	4620		ug/Kg		92	70 - 130
1,2-Dichloroethane	5000	4600		ug/Kg		92	70 - 130
1,2-Dichloropropane	5000	4810		ug/Kg		96	70 - 130
1,3-Dichlorobenzene	5000	4490		ug/Kg		90	70 - 130
1,3-Dichloropropane	5000	5130		ug/Kg		103	70 - 130
1,4-Dichlorobenzene	5000	4560		ug/Kg		91	70 - 130
2,2-Dichloropropane	5000	4460		ug/Kg		89	70 - 130
2-Butanone (MEK)	50000	31600	*	ug/Kg		63	70 - 130
2-Chlorotoluene	5000	4410		ug/Kg		88	70 - 130
2-Hexanone	50000	43200		ug/Kg		86	70 - 130
4-Chlorotoluene	5000	4570		ug/Kg		91	70 - 130
4-Isopropyltoluene	5000	4670		ug/Kg		93	70 - 130

Method: 8260C - Volatile Organic Compounds by GC/MS (Continued)

Lab Sample ID: LCS 360-95872/1-A
Matrix: Solid
Analysis Batch: 95893

Client Sample ID: Lab Control Sample
Prep Type: Total/NA
Prep Batch: 95872

Analyte	Spike Added	LCS Result	LCS Qualifier	Unit	D	%Rec	%Rec. Limits
4-Methyl-2-pentanone (MIBK)	50000	48700		ug/Kg		97	70 - 130
Acetone	50000	40400		ug/Kg		81	70 - 130
Benzene	5000	4240		ug/Kg		85	70 - 130
Bromobenzene	5000	4210		ug/Kg		84	70 - 130
Bromoform	5000	5120		ug/Kg		102	70 - 130
Bromomethane	5000	3740		ug/Kg		75	70 - 130
Carbon tetrachloride	5000	4640		ug/Kg		93	70 - 130
Chlorobenzene	5000	4570		ug/Kg		91	70 - 130
Chlorobromomethane	5000	4600		ug/Kg		92	70 - 130
Chlorodibromomethane	5000	4960		ug/Kg		99	70 - 130
Chloroethane	5000	3020	*	ug/Kg		60	70 - 130
Chloroform	5000	4370		ug/Kg		87	70 - 130
Chloromethane	5000	3840		ug/Kg		77	70 - 130
cis-1,2-Dichloroethene	5000	4500		ug/Kg		90	70 - 130
cis-1,3-Dichloropropene	5000	4780		ug/Kg		96	70 - 130
Dibromomethane	5000	4800		ug/Kg		96	70 - 130
Dichlorobromomethane	5000	4970		ug/Kg		99	70 - 130
Ethylbenzene	5000	4220		ug/Kg		84	70 - 130
Ethylene Dibromide	5000	4920		ug/Kg		98	70 - 130
Hexachlorobutadiene	5000	4450		ug/Kg		89	70 - 130
Isopropylbenzene	5000	4670		ug/Kg		93	70 - 130
m-Xylene & p-Xylene	10000	8990		ug/Kg		90	70 - 130
Methyl tert-butyl ether	5000	5130		ug/Kg		103	70 - 130
Methylene Chloride	5000	4650		ug/Kg		93	70 - 130
n-Butylbenzene	5000	4600		ug/Kg		92	70 - 130
N-Propylbenzene	5000	4250		ug/Kg		85	70 - 130
Naphthalene	5000	4850		ug/Kg		97	70 - 130
o-Xylene	5000	4580		ug/Kg		92	70 - 130
sec-Butylbenzene	5000	4430		ug/Kg		89	70 - 130
Styrene	5000	4830		ug/Kg		97	70 - 130
tert-Butylbenzene	5000	4640		ug/Kg		93	70 - 130
Tetrachloroethene	5000	5000		ug/Kg		100	70 - 130
Toluene	5000	4720		ug/Kg		94	70 - 130
trans-1,2-Dichloroethene	5000	4740		ug/Kg		95	70 - 130
trans-1,3-Dichloropropene	5000	4770		ug/Kg		95	70 - 130
Trichloroethene	5000	4300		ug/Kg		86	70 - 130
Trichlorofluoromethane	5000	3820		ug/Kg		76	70 - 130
Vinyl chloride	5000	3780		ug/Kg		76	70 - 130
1,3,5-Trimethylbenzene	5000	4520		ug/Kg		90	70 - 130

Surrogate	*LCS %Recovery*	*LCS Qualifier*	*Limits*
4-Bromofluorobenzene	*94*		*70 - 130*
Dibromofluoromethane	*95*		*70 - 130*
Toluene-d8 (Surr)	*106*		*70 - 130*

Method: 8260C - Volatile Organic Compounds by GC/MS (Continued)

Lab Sample ID: LCSD 360-95872/2-A
Matrix: Solid
Analysis Batch: 95893

Client Sample ID: Lab Control Sample Dup
Prep Type: Total/NA
Prep Batch: 95872

Analyte	Spike Added	LCSD Result	LCSD Qualifier	Unit	D	%Rec	%Rec. Limits	RPD	RPD Limit
1,1,1,2-Tetrachloroethane	5000	4640		ug/Kg		93	70 - 130	2	20
1,1,1-Trichloroethane	5000	4300		ug/Kg		86	70 - 130	3	20
1,1,2,2-Tetrachloroethane	5000	4660		ug/Kg		93	70 - 130	4	20
1,1,2-Trichloroethane	5000	4750		ug/Kg		95	70 - 130	0	20
1,1-Dichloroethane	5000	4800		ug/Kg		96	70 - 130	3	20
1,1-Dichloroethene	5000	4660		ug/Kg		93	70 - 130	14	20
1,1-Dichloropropene	5000	3930		ug/Kg		79	70 - 130	5	20
1,2,3-Trichlorobenzene	5000	4050		ug/Kg		81	70 - 130	16	20
1,2,3-Trichloropropane	5000	4590		ug/Kg		92	70 - 130	1	20
1,2,4-Trichlorobenzene	5000	4210		ug/Kg		84	70 - 130	16	20
1,2,4-Trimethylbenzene	5000	4600		ug/Kg		92	70 - 130	0	20
1,2-Dibromo-3-Chloropropane	5000	5180		ug/Kg		104	70 - 130	8	20
1,2-Dichlorobenzene	5000	4600		ug/Kg		92	70 - 130	1	20
1,2-Dichloroethane	5000	4370		ug/Kg		87	70 - 130	5	20
1,2-Dichloropropane	5000	4210		ug/Kg		84	70 - 130	13	20
1,3-Dichlorobenzene	5000	4440		ug/Kg		89	70 - 130	1	20
1,3-Dichloropropane	5000	4860		ug/Kg		97	70 - 130	5	20
1,4-Dichlorobenzene	5000	4600		ug/Kg		92	70 - 130	1	20
2,2-Dichloropropane	5000	4470		ug/Kg		89	70 - 130	0	20
2-Butanone (MEK)	50000	27100	*	ug/Kg		54	70 - 130	15	20
2-Chlorotoluene	5000	4530		ug/Kg		91	70 - 130	3	20
2-Hexanone	50000	42700		ug/Kg		85	70 - 130	1	20
4-Chlorotoluene	5000	4550		ug/Kg		91	70 - 130	0	20
4-Isopropyltoluene	5000	4630		ug/Kg		93	70 - 130	1	20
4-Methyl-2-pentanone (MIBK)	50000	47400		ug/Kg		95	70 - 130	3	20
Acetone	50000	35000		ug/Kg		70	70 - 130	14	20
Benzene	5000	3870		ug/Kg		77	70 - 130	9	20
Bromobenzene	5000	4490		ug/Kg		90	70 - 130	6	20
Bromoform	5000	4950		ug/Kg		99	70 - 130	3	20
Bromomethane	5000	4040		ug/Kg		81	70 - 130	7	20
Carbon tetrachloride	5000	4380		ug/Kg		88	70 - 130	6	20
Chlorobenzene	5000	4710		ug/Kg		94	70 - 130	3	20
Chlorobromomethane	5000	4300		ug/Kg		86	70 - 130	7	20
Chlorodibromomethane	5000	4700		ug/Kg		94	70 - 130	5	20
Chloroethane	5000	3210	*	ug/Kg		64	70 - 130	6	20
Chloroform	5000	4220		ug/Kg		84	70 - 130	4	20
Chloromethane	5000	3710		ug/Kg		74	70 - 130	3	20
cis-1,2-Dichloroethene	5000	4470		ug/Kg		89	70 - 130	1	20
cis-1,3-Dichloropropene	5000	4550		ug/Kg		91	70 - 130	5	20
Dibromomethane	5000	4380		ug/Kg		88	70 - 130	9	20
Dichlorobromomethane	5000	4780		ug/Kg		96	70 - 130	4	20
Ethylbenzene	5000	4620		ug/Kg		92	70 - 130	9	20
Ethylene Dibromide	5000	4690		ug/Kg		94	70 - 130	5	20
Hexachlorobutadiene	5000	3950		ug/Kg		79	70 - 130	12	20
Isopropylbenzene	5000	4750		ug/Kg		95	70 - 130	2	20
m-Xylene & p-Xylene	10000	9210		ug/Kg		92	70 - 130	2	20
Methyl tert-butyl ether	5000	4650		ug/Kg		93	70 - 130	10	20
Methylene Chloride	5000	4460		ug/Kg		89	70 - 130	4	20
n-Butylbenzene	5000	4690		ug/Kg		94	70 - 130	2	20

Method: 8260C - Volatile Organic Compounds by GC/MS (Continued)

Lab Sample ID: LCSD 360-95872/2-A — **Client Sample ID: Lab Control Sample Dup**
Matrix: Solid — **Prep Type: Total/NA**
Analysis Batch: 95893 — **Prep Batch: 95872**

Analyte	Spike Added	LCSD Result	LCSD Qualifier	Unit	D	%Rec	%Rec. Limits	RPD	RPD Limit
N-Propylbenzene	5000	4600		ug/Kg		92	70 - 130	8	20
Naphthalene	5000	4130		ug/Kg		83	70 - 130	16	20
o-Xylene	5000	4760		ug/Kg		95	70 - 130	4	20
sec-Butylbenzene	5000	4560		ug/Kg		91	70 - 130	3	20
Styrene	5000	4740		ug/Kg		95	70 - 130	2	20
tert-Butylbenzene	5000	4560		ug/Kg		91	70 - 130	2	20
Tetrachloroethene	5000	4920		ug/Kg		98	70 - 130	2	20
Toluene	5000	4830		ug/Kg		97	70 - 130	2	20
trans-1,2-Dichloroethene	5000	4550		ug/Kg		91	70 - 130	4	20
trans-1,3-Dichloropropene	5000	4820		ug/Kg		96	70 - 130	1	20
Trichloroethene	5000	4560		ug/Kg		91	70 - 130	6	20
Trichlorofluoromethane	5000	3800		ug/Kg		76	70 - 130	0	20
Vinyl chloride	5000	3410	*	ug/Kg		68	70 - 130	10	20
1,3,5-Trimethylbenzene	5000	4530		ug/Kg		91	70 - 130	0	20

Surrogate	*LCSD %Recovery*	*LCSD Qualifier*	*Limits*
4-Bromofluorobenzene	*97*		*70 - 130*
Dibromofluoromethane	*90*		*70 - 130*
Toluene-d8 (Surr)	*102*		*70 - 130*

Method: 8270D - Semivolatile Organic Compounds (GC/MS)

Lab Sample ID: MB 360-95482/1-A — **Client Sample ID: Method Blank**
Matrix: Solid — **Prep Type: Total/NA**
Analysis Batch: 95814 — **Prep Batch: 95482**

Analyte	MB Result	MB Qualifier	RL	MDL	Unit	D	Prepared	Analyzed	Dil Fac
2-Methylnaphthalene	ND		170	50	ug/Kg		09/17/12 15:06	09/24/12 15:50	1
Acenaphthene	ND		170	50	ug/Kg		09/17/12 15:06	09/24/12 15:50	1
Acenaphthylene	ND		170	50	ug/Kg		09/17/12 15:06	09/24/12 15:50	1
Anthracene	ND		170	50	ug/Kg		09/17/12 15:06	09/24/12 15:50	1
Benzo[a]anthracene	ND		170	50	ug/Kg		09/17/12 15:06	09/24/12 15:50	1
Benzo[a]pyrene	ND		170	50	ug/Kg		09/17/12 15:06	09/24/12 15:50	1
Benzo[b]fluoranthene	ND		170	50	ug/Kg		09/17/12 15:06	09/24/12 15:50	1
Benzo[g,h,i]perylene	ND		170	50	ug/Kg		09/17/12 15:06	09/24/12 15:50	1
Benzo[k]fluoranthene	ND		180	50	ug/Kg		09/17/12 15:06	09/24/12 15:50	1
Chrysene	ND		170	50	ug/Kg		09/17/12 15:06	09/24/12 15:50	1
Dibenz(a,h)anthracene	ND		170	50	ug/Kg		09/17/12 15:06	09/24/12 15:50	1
Fluoranthene	ND		170	50	ug/Kg		09/17/12 15:06	09/24/12 15:50	1
Fluorene	ND		170	50	ug/Kg		09/17/12 15:06	09/24/12 15:50	1
Indeno[1,2,3-cd]pyrene	ND		330	50	ug/Kg		09/17/12 15:06	09/24/12 15:50	1
Naphthalene	ND		170	50	ug/Kg		09/17/12 15:06	09/24/12 15:50	1
Pyrene	ND		170	50	ug/Kg		09/17/12 15:06	09/24/12 15:50	1
Phenanthrene	ND		170	50	ug/Kg		09/17/12 15:06	09/24/12 15:50	1

Surrogate	*MB %Recovery*	*MB Qualifier*	*Limits*	*Prepared*	*Analyzed*	*Dil Fac*
Nitrobenzene-d5 (Surr)	*78*		*30 - 130*	*09/17/12 15:06*	*09/24/12 15:50*	*1*
Terphenyl-d14 (Surr)	*87*		*30 - 130*	*09/17/12 15:06*	*09/24/12 15:50*	*1*
2-Fluorobiphenyl	*77*		*30 - 130*	*09/17/12 15:06*	*09/24/12 15:50*	*1*

Method: 8270D - Semivolatile Organic Compounds (GC/MS) (Continued)

Lab Sample ID: LCS 360-95482/2-A
Matrix: Solid
Analysis Batch: 95814

Client Sample ID: Lab Control Sample
Prep Type: Total/NA
Prep Batch: 95482

Analyte	Spike Added	LCS Result	LCS Qualifier	Unit	D	%Rec	%Rec. Limits
2-Methylnaphthalene	1330	1020		ug/Kg		76	40 - 140
Acenaphthene	1330	1200		ug/Kg		90	40 - 140
Acenaphthylene	1330	1050		ug/Kg		79	40 - 140
Anthracene	1330	1280		ug/Kg		96	40 - 140
Benzo[a]anthracene	1330	1280		ug/Kg		96	40 - 140
Benzo[a]pyrene	1330	1160		ug/Kg		87	40 - 140
Benzo[b]fluoranthene	1330	1010		ug/Kg		76	40 - 140
Benzo[g,h,i]perylene	1330	1350		ug/Kg		101	40 - 140
Benzo[k]fluoranthene	1330	1280		ug/Kg		96	40 - 140
Chrysene	1330	1160		ug/Kg		87	40 - 140
Dibenz(a,h)anthracene	1330	1390		ug/Kg		105	40 - 140
Fluoranthene	1330	1310		ug/Kg		98	40 - 140
Fluorene	1330	1160		ug/Kg		87	40 - 140
Indeno[1,2,3-cd]pyrene	1330	1380		ug/Kg		104	40 - 140
Naphthalene	1330	1060		ug/Kg		80	40 - 140
Pyrene	1330	1010		ug/Kg		76	40 - 140
Phenanthrene	1330	1270		ug/Kg		95	40 - 140

Surrogate	*LCS %Recovery*	*LCS Qualifier*	*Limits*
Nitrobenzene-d5 (Surr)	*75*		*30 - 130*
Terphenyl-d14 (Surr)	*82*		*30 - 130*
2-Fluorobiphenyl	*76*		*30 - 130*

Lab Sample ID: LCSD 360-95482/3-A
Matrix: Solid
Analysis Batch: 95814

Client Sample ID: Lab Control Sample Dup
Prep Type: Total/NA
Prep Batch: 95482

Analyte	Spike Added	LCSD Result	LCSD Qualifier	Unit	D	%Rec	%Rec. Limits	RPD	RPD Limit
2-Methylnaphthalene	1330	996		ug/Kg		75	40 - 140	2	30
Acenaphthene	1330	1230		ug/Kg		93	40 - 140	3	30
Acenaphthylene	1330	1070		ug/Kg		80	40 - 140	2	30
Anthracene	1330	1280		ug/Kg		96	40 - 140	0	30
Benzo[a]anthracene	1330	1350		ug/Kg		101	40 - 140	5	30
Benzo[a]pyrene	1330	1180		ug/Kg		89	40 - 140	2	30
Benzo[b]fluoranthene	1330	1170		ug/Kg		88	40 - 140	15	30
Benzo[g,h,i]perylene	1330	1250		ug/Kg		94	40 - 140	8	30
Benzo[k]fluoranthene	1330	1160		ug/Kg		87	40 - 140	10	30
Chrysene	1330	1220		ug/Kg		92	40 - 140	6	30
Dibenz(a,h)anthracene	1330	1300		ug/Kg		97	40 - 140	7	30
Fluoranthene	1330	1380		ug/Kg		103	40 - 140	5	30
Fluorene	1330	1220		ug/Kg		92	40 - 140	6	30
Indeno[1,2,3-cd]pyrene	1330	1310		ug/Kg		98	40 - 140	6	30
Naphthalene	1330	1030		ug/Kg		77	40 - 140	3	30
Pyrene	1330	1030		ug/Kg		77	40 - 140	1	30
Phenanthrene	1330	1310		ug/Kg		98	40 - 140	3	30

Surrogate	*LCSD %Recovery*	*LCSD Qualifier*	*Limits*
Nitrobenzene-d5 (Surr)	*76*		*30 - 130*
Terphenyl-d14 (Surr)	*88*		*30 - 130*

Method: 8270D - Semivolatile Organic Compounds (GC/MS) (Continued)

Lab Sample ID: LCSD 360-95482/3-A — **Client Sample ID: Lab Control Sample Dup**
Matrix: Solid — **Prep Type: Total/NA**
Analysis Batch: 95814 — **Prep Batch: 95482**

Surrogate	LCSD %Recovery	LCSD Qualifier	Limits
2-Fluorobiphenyl	79		30 - 130

Method: 8082A - Polychlorinated Biphenyls (PCBs) by Gas Chromatography

Lab Sample ID: MB 360-95614/1-A — **Client Sample ID: Method Blank**
Matrix: Solid — **Prep Type: Total/NA**
Analysis Batch: 95620 — **Prep Batch: 95614**

Analyte	MB Result	MB Qualifier	RL	MDL	Unit	D	Prepared	Analyzed	Dil Fac
PCB-1016	ND		100	30	ug/Kg		09/19/12 16:52	09/19/12 18:03	1
PCB-1221	ND		100	58	ug/Kg		09/19/12 16:52	09/19/12 18:03	1
PCB-1232	ND		100	86	ug/Kg		09/19/12 16:52	09/19/12 18:03	1
PCB-1242	ND		100	35	ug/Kg		09/19/12 16:52	09/19/12 18:03	1
PCB-1248	ND		100	95	ug/Kg		09/19/12 16:52	09/19/12 18:03	1
PCB-1254	ND		100	58	ug/Kg		09/19/12 16:52	09/19/12 18:03	1
PCB-1260	ND		100	42	ug/Kg		09/19/12 16:52	09/19/12 18:03	1
PCB-1262	ND		100	53	ug/Kg		09/19/12 16:52	09/19/12 18:03	1
PCB-1268	ND		100	48	ug/Kg		09/19/12 16:52	09/19/12 18:03	1

Surrogate	MB %Recovery	MB Qualifier	Limits	Prepared	Analyzed	Dil Fac
DCB Decachlorobiphenyl	79		30 - 150	09/19/12 16:52	09/19/12 18:03	1
DCB Decachlorobiphenyl	76		30 - 150	09/19/12 16:52	09/19/12 18:03	1
Tetrachloro-m-xylene	101		30 - 150	09/19/12 16:52	09/19/12 18:03	1
Tetrachloro-m-xylene	95		30 - 150	09/19/12 16:52	09/19/12 18:03	1

Lab Sample ID: LCS 360-95614/2-A — **Client Sample ID: Lab Control Sample**
Matrix: Solid — **Prep Type: Total/NA**
Analysis Batch: 95620 — **Prep Batch: 95614**

Analyte			Spike Added	LCS Result	LCS Qualifier	Unit	D	%Rec	%Rec. Limits		
PCB-1016			500	451		ug/Kg		90	40 - 140		
PCB-1260			500	412		ug/Kg		82	40 - 140		

Surrogate	LCS %Recovery	LCS Qualifier	Limits
DCB Decachlorobiphenyl	90		30 - 150
DCB Decachlorobiphenyl	79		30 - 150
Tetrachloro-m-xylene	93		30 - 150
Tetrachloro-m-xylene	92		30 - 150

Lab Sample ID: LCSD 360-95614/3-A — **Client Sample ID: Lab Control Sample Dup**
Matrix: Solid — **Prep Type: Total/NA**
Analysis Batch: 95620 — **Prep Batch: 95614**

Analyte			Spike Added	LCSD Result	LCSD Qualifier	Unit	D	%Rec	%Rec. Limits	RPD	RPD Limit
PCB-1016			500	520		ug/Kg		104	40 - 140	14	30
PCB-1260			500	478		ug/Kg		96	40 - 140	15	30

Method: 8082A - Polychlorinated Biphenyls (PCBs) by Gas Chromatography (Continued)

Lab Sample ID: LCSD 360-95614/3-A — **Client Sample ID: Lab Control Sample Dup**
Matrix: Solid — **Prep Type: Total/NA**
Analysis Batch: 95620 — **Prep Batch: 95614**

Surrogate	LCSD %Recovery	LCSD Qualifier	Limits
DCB Decachlorobiphenyl	87		30 - 150
DCB Decachlorobiphenyl	97		30 - 150
Tetrachloro-m-xylene	97		30 - 150
Tetrachloro-m-xylene	99		30 - 150

Lab Sample ID: MB 360-95621/1-A — **Client Sample ID: Method Blank**
Matrix: Solid — **Prep Type: Total/NA**
Analysis Batch: 95638 — **Prep Batch: 95621**

Analyte	MB Result	MB Qualifier	RL	MDL	Unit	D	Prepared	Analyzed	Dil Fac
PCB-1016	ND		100	30	ug/Kg		09/19/12 17:49	09/20/12 12:28	1
PCB-1221	ND		100	58	ug/Kg		09/19/12 17:49	09/20/12 12:28	1
PCB-1232	ND		100	86	ug/Kg		09/19/12 17:49	09/20/12 12:28	1
PCB-1242	ND		100	35	ug/Kg		09/19/12 17:49	09/20/12 12:28	1
PCB-1248	ND		100	95	ug/Kg		09/19/12 17:49	09/20/12 12:28	1
PCB-1254	ND		100	58	ug/Kg		09/19/12 17:49	09/20/12 12:28	1
PCB-1260	ND		100	42	ug/Kg		09/19/12 17:49	09/20/12 12:28	1
PCB-1262	ND		100	53	ug/Kg		09/19/12 17:49	09/20/12 12:28	1
PCB-1268	ND		100	48	ug/Kg		09/19/12 17:49	09/20/12 12:28	1

Surrogate	MB %Recovery	MB Qualifier	Limits	Prepared	Analyzed	Dil Fac
DCB Decachlorobiphenyl	104		30 - 150	09/19/12 17:49	09/20/12 12:28	1
DCB Decachlorobiphenyl	91		30 - 150	09/19/12 17:49	09/20/12 12:28	1
Tetrachloro-m-xylene	88		30 - 150	09/19/12 17:49	09/20/12 12:28	1
Tetrachloro-m-xylene	94		30 - 150	09/19/12 17:49	09/20/12 12:28	1

Lab Sample ID: LCS 360-95621/2-A — **Client Sample ID: Lab Control Sample**
Matrix: Solid — **Prep Type: Total/NA**
Analysis Batch: 95638 — **Prep Batch: 95621**

Analyte	Spike Added	LCS Result	LCS Qualifier	Unit	D	%Rec	%Rec. Limits
PCB-1016	500	568		ug/Kg		114	40 - 140
PCB-1260	500	579		ug/Kg		116	40 - 140

Surrogate	LCS %Recovery	LCS Qualifier	Limits
DCB Decachlorobiphenyl	125		30 - 150
DCB Decachlorobiphenyl	113		30 - 150
Tetrachloro-m-xylene	99		30 - 150
Tetrachloro-m-xylene	99		30 - 150

Lab Sample ID: LCSD 360-95621/3-A — **Client Sample ID: Lab Control Sample Dup**
Matrix: Solid — **Prep Type: Total/NA**
Analysis Batch: 95638 — **Prep Batch: 95621**

Analyte	Spike Added	LCSD Result	LCSD Qualifier	Unit	D	%Rec	%Rec. Limits	RPD	RPD Limit
PCB-1016	500	539		ug/Kg		108	40 - 140	NaN	30
PCB-1260	500	570		ug/Kg		114	40 - 140	NaN	30

Method: 8082A - Polychlorinated Biphenyls (PCBs) by Gas Chromatography (Continued)

Lab Sample ID: LCSD 360-95621/3-A — **Client Sample ID: Lab Control Sample Dup**
Matrix: Solid — **Prep Type: Total/NA**
Analysis Batch: 95638 — **Prep Batch: 95621**

Surrogate	LCSD %Recovery	LCSD Qualifier	Limits
DCB Decachlorobiphenyl	114		30 - 150
DCB Decachlorobiphenyl	103		30 - 150
Tetrachloro-m-xylene	92		30 - 150
Tetrachloro-m-xylene	93		30 - 150

Lab Sample ID: MB 360-95622/1-A — **Client Sample ID: Method Blank**
Matrix: Solid — **Prep Type: Total/NA**
Analysis Batch: 95797 — **Prep Batch: 95622**

Analyte	MB Result	MB Qualifier	RL	MDL	Unit	D	Prepared	Analyzed	Dil Fac
PCB-1016	ND		100	30	ug/Kg		09/19/12 19:33	09/24/12 11:16	1
PCB-1221	ND		100	58	ug/Kg		09/19/12 19:33	09/24/12 11:16	1
PCB-1232	ND		100	86	ug/Kg		09/19/12 19:33	09/24/12 11:16	1
PCB-1242	ND		100	35	ug/Kg		09/19/12 19:33	09/24/12 11:16	1
PCB-1248	ND		100	95	ug/Kg		09/19/12 19:33	09/24/12 11:16	1
PCB-1254	ND		100	58	ug/Kg		09/19/12 19:33	09/24/12 11:16	1
PCB-1260	ND		100	42	ug/Kg		09/19/12 19:33	09/24/12 11:16	1
PCB-1262	ND		100	53	ug/Kg		09/19/12 19:33	09/24/12 11:16	1
PCB-1268	ND		100	48	ug/Kg		09/19/12 19:33	09/24/12 11:16	1

Surrogate	MB %Recovery	MB Qualifier	Limits	Prepared	Analyzed	Dil Fac
DCB Decachlorobiphenyl	101		30 - 150	09/19/12 19:33	09/24/12 11:16	1
DCB Decachlorobiphenyl	103		30 - 150	09/19/12 19:33	09/24/12 11:16	1
Tetrachloro-m-xylene	88		30 - 150	09/19/12 19:33	09/24/12 11:16	1
Tetrachloro-m-xylene	94		30 - 150	09/19/12 19:33	09/24/12 11:16	1

Lab Sample ID: LCS 360-95622/2-A — **Client Sample ID: Lab Control Sample**
Matrix: Solid — **Prep Type: Total/NA**
Analysis Batch: 95797 — **Prep Batch: 95622**

Analyte			Spike Added	LCS Result	LCS Qualifier	Unit	D	%Rec	%Rec. Limits		
PCB-1016			500	522		ug/Kg		104	40 - 140		
PCB-1260			500	540		ug/Kg		108	40 - 140		

Surrogate	LCS %Recovery	LCS Qualifier	Limits
DCB Decachlorobiphenyl	109		30 - 150
DCB Decachlorobiphenyl	104		30 - 150
Tetrachloro-m-xylene	98		30 - 150
Tetrachloro-m-xylene	97		30 - 150

Lab Sample ID: LCSD 360-95622/3-A — **Client Sample ID: Lab Control Sample Dup**
Matrix: Solid — **Prep Type: Total/NA**
Analysis Batch: 95797 — **Prep Batch: 95622**

Analyte			Spike Added	LCSD Result	LCSD Qualifier	Unit	D	%Rec	%Rec. Limits	RPD	RPD Limit
PCB-1016			500	479		ug/Kg		96	40 - 140	9	30
PCB-1260			500	547		ug/Kg		109	40 - 140	1	30

Method: 8082A - Polychlorinated Biphenyls (PCBs) by Gas Chromatography (Continued)

Lab Sample ID: LCSD 360-95622/3-A — **Client Sample ID: Lab Control Sample Dup**
Matrix: Solid — **Prep Type: Total/NA**
Analysis Batch: 95797 — **Prep Batch: 95622**

Surrogate	*LCSD %Recovery*	*LCSD Qualifier*	*Limits*
DCB Decachlorobiphenyl	*100*		*30 - 150*
DCB Decachlorobiphenyl	*107*		*30 - 150*
Tetrachloro-m-xylene	*94*		*30 - 150*
Tetrachloro-m-xylene	*94*		*30 - 150*

Method: 6010C - Metals (ICP)

Lab Sample ID: MB 360-95345/1-A — **Client Sample ID: Method Blank**
Matrix: Solid — **Prep Type: Total/NA**
Analysis Batch: 95382 — **Prep Batch: 95345**

Analyte	MB Result	MB Qualifier	RL	MDL	Unit	D	Prepared	Analyzed	Dil Fac
Silver	ND		0.50	0.026	mg/Kg		09/13/12 08:49	09/13/12 14:21	1
Arsenic	ND		1.0	0.11	mg/Kg		09/13/12 08:49	09/13/12 14:21	1
Beryllium	ND		0.20	0.0019	mg/Kg		09/13/12 08:49	09/13/12 14:21	1
Cadmium	ND		0.20	0.0066	mg/Kg		09/13/12 08:49	09/13/12 14:21	1
Chromium	0.222	J	0.50	0.12	mg/Kg		09/13/12 08:49	09/13/12 14:21	1
Copper	ND		1.0	0.14	mg/Kg		09/13/12 08:49	09/13/12 14:21	1
Lead	ND		0.50	0.049	mg/Kg		09/13/12 08:49	09/13/12 14:21	1
Nickel	ND		1.0	0.072	mg/Kg		09/13/12 08:49	09/13/12 14:21	1
Selenium	ND		0.50	0.24	mg/Kg		09/13/12 08:49	09/13/12 14:21	1
Thallium	ND		1.0	0.15	mg/Kg		09/13/12 08:49	09/13/12 14:21	1
Zinc	0.240	J	2.5	0.21	mg/Kg		09/13/12 08:49	09/13/12 14:21	1
Antimony	ND		0.50	0.20	mg/Kg		09/13/12 08:49	09/13/12 14:21	1

Lab Sample ID: LCDSRM 360-95345/3-A LCDSRM — **Client Sample ID: Lab Control Sample Dup**
Matrix: Solid — **Prep Type: Total/NA**
Analysis Batch: 95382 — **Prep Batch: 95345**

Analyte	Spike Added	LCDSRM Result	LCDSRM Qualifier	Unit	D	%Rec	%Rec. Limits	RPD	RPD Limit
Silver	77.7	70.8		mg/Kg		91.1	62.0 - 122.7	1	30
Arsenic	135	118		mg/Kg		87.7	62.9 - 117.0	2	30
Beryllium	215	182		mg/Kg		84.7	69.8 - 114.4	5	30
Cadmium	183	157		mg/Kg		85.5	66.1 - 113.7	5	30
Chromium	261	230		mg/Kg		88.1	65.5 - 119.5	3	30
Copper	91.8	83.7		mg/Kg		91.2	69.3 - 117.6	2	30
Lead	149	129		mg/Kg		86.9	66.8 - 116.1	1	30
Nickel	259	234		mg/Kg		90.3	68.0 - 115.4	4	30
Selenium	160	140		mg/Kg		87.5	60.8 - 120.0	2	30
Thallium	158	117		mg/Kg		74.1	52.8 - 110.1	2	30
Zinc	721	626		mg/Kg		86.8	67.7 - 116.2	2	30

Method: 6010C - Metals (ICP) (Continued)

Lab Sample ID: LCDSRM 360-95345/3-A LCDSRM — **Client Sample ID: Lab Control Sample Dup**
Matrix: Solid — **Prep Type: Total/NA**
Analysis Batch: 95382 — **Prep Batch: 95345**

Analyte	Spike Added	LCDSRM Result	LCDSRM Qualifier	Unit	D	%Rec	%Rec. Limits	RPD	RPD Limit
Antimony	272	91.0		mg/Kg		33.5	10.0 - 109.9	1	30

Lab Sample ID: LCSSRM 360-95345/2-A — **Client Sample ID: Lab Control Sample**
Matrix: Solid — **Prep Type: Total/NA**
Analysis Batch: 95382 — **Prep Batch: 95345**

Analyte	Spike Added	LCSSRM Result	LCSSRM Qualifier	Unit	D	%Rec	%Rec. Limits
Silver	77.7	71.7		mg/Kg		92.2	62.0 - 122.7
Arsenic	135	121		mg/Kg		89.4	62.9 - 117.0
Beryllium	215	191		mg/Kg		88.9	69.8 - 114.4
Cadmium	183	165		mg/Kg		90.2	66.1 - 113.7
Chromium	261	237		mg/Kg		90.7	65.5 - 119.5
Copper	91.8	85.8		mg/Kg		93.4	69.3 - 117.6
Lead	149	131		mg/Kg		88.1	66.8 - 116.1
Nickel	259	243		mg/Kg		93.8	68.0 - 115.4
Selenium	160	142		mg/Kg		88.9	60.8 - 120.0
Thallium	158	119		mg/Kg		75.2	52.8 - 110.1
Zinc	721	638		mg/Kg		88.4	67.7 - 116.2
Antimony	272	91.7		mg/Kg		33.7	10.0 - 109.9

Lab Sample ID: MB 360-95407/1-A — **Client Sample ID: Method Blank**
Matrix: Solid — **Prep Type: Total/NA**
Analysis Batch: 95446 — **Prep Batch: 95407**

Analyte	MB Result	MB Qualifier	RL	MDL	Unit	D	Prepared	Analyzed	Dil Fac
Silver	ND		0.50	0.026	mg/Kg		09/14/12 09:23	09/14/12 14:46	1
Arsenic	ND		1.0	0.11	mg/Kg		09/14/12 09:23	09/14/12 14:46	1
Beryllium	ND		0.20	0.0019	mg/Kg		09/14/12 09:23	09/14/12 14:46	1
Cadmium	ND		0.20	0.0066	mg/Kg		09/14/12 09:23	09/14/12 14:46	1
Chromium	ND		0.50	0.12	mg/Kg		09/14/12 09:23	09/14/12 14:46	1
Copper	ND		1.0	0.14	mg/Kg		09/14/12 09:23	09/14/12 14:46	1
Lead	0.0541	J	0.50	0.049	mg/Kg		09/14/12 09:23	09/14/12 14:46	1
Nickel	ND		1.0	0.072	mg/Kg		09/14/12 09:23	09/14/12 14:46	1
Selenium	ND		0.50	0.24	mg/Kg		09/14/12 09:23	09/14/12 14:46	1
Thallium	ND		1.0	0.15	mg/Kg		09/14/12 09:23	09/14/12 14:46	1
Zinc	0.545	J	2.5	0.21	mg/Kg		09/14/12 09:23	09/14/12 14:46	1
Antimony	ND		0.50	0.20	mg/Kg		09/14/12 09:23	09/14/12 14:46	1

Method: 6010C - Metals (ICP) (Continued)

Lab Sample ID: LCDSRM 360-95407/3-A LCDSRM — **Client Sample ID: Lab Control Sample Dup**
Matrix: Solid — **Prep Type: Total/NA**
Analysis Batch: 95446 — **Prep Batch: 95407**

Analyte	Spike Added	LCDSRM Result	LCDSRM Qualifier	Unit	D	%Rec	%Rec. Limits	RPD	RPD Limit
Silver	77.7	72.4		mg/Kg		93.1	62.0 - 122.7	1	30
Arsenic	135	123		mg/Kg		91.0	62.9 - 117.0	0	30
Beryllium	215	191		mg/Kg		88.9	69.8 - 114.4	3	30
Cadmium	183	164		mg/Kg		89.5	66.1 - 113.7	2	30
Chromium	261	241		mg/Kg		92.4	65.5 - 119.5	0	30
Copper	91.8	86.7		mg/Kg		94.5	69.3 - 117.6	1	30
Lead	149	133		mg/Kg		89.1	66.8 - 116.1	2	30
Nickel	259	241		mg/Kg		93.0	68.0 - 115.4	2	30
Selenium	160	147		mg/Kg		91.6	60.8 - 120.0	0	30
Thallium	158	123		mg/Kg		77.7	52.8 - 110.1	1	30
Zinc	721	643		mg/Kg		89.2	67.7 - 116.2	2	30
Antimony	272	113		mg/Kg		41.4	10.0 - 109.9	1	30

Lab Sample ID: LCSSRM 360-95407/2-A — **Client Sample ID: Lab Control Sample**
Matrix: Solid — **Prep Type: Total/NA**
Analysis Batch: 95446 — **Prep Batch: 95407**

Analyte	Spike Added	LCSSRM Result	LCSSRM Qualifier	Unit	D	%Rec	%Rec. Limits
Silver	77.7	72.8		mg/Kg		93.6	62.0 - 122.7
Arsenic	135	123		mg/Kg		91.2	62.9 - 117.0
Beryllium	215	185		mg/Kg		85.9	69.8 - 114.4
Cadmium	183	166		mg/Kg		90.8	66.1 - 113.7
Chromium	261	241		mg/Kg		92.1	65.5 - 119.5
Copper	91.8	87.3		mg/Kg		95.1	69.3 - 117.6
Lead	149	136		mg/Kg		91.2	66.8 - 116.1
Nickel	259	236		mg/Kg		91.2	68.0 - 115.4
Selenium	160	146		mg/Kg		91.5	60.8 - 120.0
Thallium	158	122		mg/Kg		77.2	52.8 - 110.1
Zinc	721	655		mg/Kg		90.8	67.7 - 116.2
Antimony	272	111		mg/Kg		41.0	10.0 - 109.9

Method: 7471B - Mercury in Solid or Semisolid Waste (Manual Cold Vapor Technique)

Lab Sample ID: MB 360-95466/1-A — **Client Sample ID: Method Blank**
Matrix: Solid — **Prep Type: Total/NA**
Analysis Batch: 95492 — **Prep Batch: 95466**

Analyte	MB Result	MB Qualifier	RL	MDL	Unit	D	Prepared	Analyzed	Dil Fac
Mercury	ND		0.10	0.034	mg/Kg		09/17/12 11:07	09/17/12 14:56	1

Lab Sample ID: LCDSRM 360-95466/3-A LCDSRM — **Client Sample ID: Lab Control Sample Dup**
Matrix: Solid — **Prep Type: Total/NA**
Analysis Batch: 95492 — **Prep Batch: 95466**

Analyte	Spike Added	LCDSRM Result	LCDSRM Qualifier	Unit	D	%Rec	%Rec. Limits	RPD	RPD Limit
Mercury	16.2	14.9		mg/Kg		91.7	43.3 - 125.3	8	30

Lab Sample ID: LCSSRM 360-95466/2-A — **Client Sample ID: Lab Control Sample**
Matrix: Solid — **Prep Type: Total/NA**
Analysis Batch: 95492 — **Prep Batch: 95466**

Analyte	Spike Added	LCSSRM Result	LCSSRM Qualifier	Unit	D	%Rec	%Rec. Limits
Mercury	16.2	13.7		mg/Kg		84.3	43.3 - 125.3

Lab Sample ID: MB 360-95567/1-A — **Client Sample ID: Method Blank**
Matrix: Solid — **Prep Type: Total/NA**
Analysis Batch: 95600 — **Prep Batch: 95567**

Analyte	MB Result	MB Qualifier	RL	MDL	Unit	D	Prepared	Analyzed	Dil Fac
Mercury	ND		0.10	0.034	mg/Kg		09/19/12 09:27	09/19/12 12:39	1

Lab Sample ID: LCDSRM 360-95567/3-A LCDSRM — **Client Sample ID: Lab Control Sample Dup**
Matrix: Solid — **Prep Type: Total/NA**
Analysis Batch: 95600 — **Prep Batch: 95567**

Analyte	Spike Added	LCDSRM Result	LCDSRM Qualifier	Unit	D	%Rec	%Rec. Limits	RPD	RPD Limit
Mercury	16.2	14.7		mg/Kg		90.9	43.3 - 125.3	3	30

Lab Sample ID: LCSSRM 360-95567/2-A — **Client Sample ID: Lab Control Sample**
Matrix: Solid — **Prep Type: Total/NA**
Analysis Batch: 95600 — **Prep Batch: 95567**

Analyte	Spike Added	LCSSRM Result	LCSSRM Qualifier	Unit	D	%Rec	%Rec. Limits
Mercury	16.2	15.2		mg/Kg		94.0	43.3 - 125.3

Method: Moisture - Percent Moisture

Lab Sample ID: 360-42692-4 DU — **Client Sample ID: SB-102 (0-0.5')**
Matrix: Solid — **Prep Type: Total/NA**
Analysis Batch: 95547

Analyte	Sample Result	Sample Qualifier	DU Result	DU Qualifier	Unit	D	RPD	RPD Limit
Percent Moisture	8.5		8.4		%		2	20
Percent Solids	91		92		%		0.2	20

Method: Moisture - Percent Moisture (Continued)

Lab Sample ID: 360-42692-23 DU
Matrix: Solid
Analysis Batch: 95547

Client Sample ID: SB-109 (0-0.5')
Prep Type: Total/NA

Analyte	Sample Result	Sample Qualifier		DU Result	DU Qualifier	Unit	D			RPD	RPD Limit
Percent Moisture	6.8			7.3		%				7	20
Percent Solids	93			93		%				0.6	20

Lab Chronicle

Client: Weston & Sampson Engineers
Project/Site: Washington Electric Property

TestAmerica Job ID: 360-42692-1

Client Sample ID: SB-101 (0-0.5')

Lab Sample ID: 360-42692-1
Date Collected: 09/06/12 08:50
Matrix: Solid
Date Received: 09/12/12 12:26
Percent Solids: 91.8

Prep Type	Batch Type	Batch Method	Run	Dilution Factor	Batch Number	Prepared or Analyzed	Analyst	Lab
Total/NA	Prep	3546			95614	09/19/12 16:52	TLV	TAL WFD
Total/NA	Analysis	8082A		1	95620	09/19/12 21:42	BRB	TAL WFD
Total/NA	Analysis	Moisture		1	95547	09/18/12 15:58	BH	TAL WFD

Client Sample ID: SB-101 (0.5-2')

Lab Sample ID: 360-42692-2
Date Collected: 09/06/12 08:52
Matrix: Solid
Date Received: 09/12/12 12:26
Percent Solids: 91.5

Prep Type	Batch Type	Batch Method	Run	Dilution Factor	Batch Number	Prepared or Analyzed	Analyst	Lab
Total/NA	Prep	3546			95614	09/19/12 16:52	TLV	TAL WFD
Total/NA	Analysis	8082A		1	95620	09/19/12 22:04	BRB	TAL WFD
Total/NA	Analysis	Moisture		1	95547	09/18/12 15:58	BH	TAL WFD

Client Sample ID: SB-101 (2'-4')

Lab Sample ID: 360-42692-3
Date Collected: 09/06/12 08:56
Matrix: Solid
Date Received: 09/12/12 12:26
Percent Solids: 91.6

Prep Type	Batch Type	Batch Method	Run	Dilution Factor	Batch Number	Prepared or Analyzed	Analyst	Lab
Total/NA	Prep	3546			95614	09/19/12 16:52	TLV	TAL WFD
Total/NA	Analysis	8082A		1	95620	09/19/12 22:26	BRB	TAL WFD
Total/NA	Analysis	Moisture		1	95547	09/18/12 15:58	BH	TAL WFD

Client Sample ID: SB-102 (0-0.5')

Lab Sample ID: 360-42692-4
Date Collected: 09/06/12 09:05
Matrix: Solid
Date Received: 09/12/12 12:26
Percent Solids: 91.5

Prep Type	Batch Type	Batch Method	Run	Dilution Factor	Batch Number	Prepared or Analyzed	Analyst	Lab
Total/NA	Prep	3546			95614	09/19/12 16:52	TLV	TAL WFD
Total/NA	Analysis	8082A		1	95620	09/19/12 22:48	BRB	TAL WFD
Total/NA	Analysis	Moisture		1	95547	09/18/12 15:58	BH	TAL WFD

Client Sample ID: SB-102 (0.5-2')

Lab Sample ID: 360-42692-5
Date Collected: 09/06/12 09:07
Matrix: Solid
Date Received: 09/12/12 12:26
Percent Solids: 91.2

Prep Type	Batch Type	Batch Method	Run	Dilution Factor	Batch Number	Prepared or Analyzed	Analyst	Lab
Total/NA	Prep	3546			95614	09/19/12 16:52	TLV	TAL WFD
Total/NA	Analysis	8082A		1	95620	09/19/12 23:10	BRB	TAL WFD
Total/NA	Analysis	Moisture		1	95547	09/18/12 15:58	BH	TAL WFD

Lab Chronicle

Client: Weston & Sampson Engineers
Project/Site: Washington Electric Property

TestAmerica Job ID: 360-42692-1

Client Sample ID: SB-102 (2-4')

Lab Sample ID: 360-42692-6
Date Collected: 09/06/12 09:10
Matrix: Solid
Date Received: 09/12/12 12:26
Percent Solids: 90.7

Prep Type	Batch Type	Batch Method	Run	Dilution Factor	Batch Number	Prepared or Analyzed	Analyst	Lab
Total/NA	Prep	3546			95614	09/19/12 16:52	TLV	TAL WFD
Total/NA	Analysis	8082A		1	95620	09/19/12 23:31	BRB	TAL WFD
Total/NA	Analysis	Moisture		1	95547	09/18/12 15:58	BH	TAL WFD

Client Sample ID: SB-103 (0-0.5')

Lab Sample ID: 360-42692-7
Date Collected: 09/06/12 09:12
Matrix: Solid
Date Received: 09/12/12 12:26
Percent Solids: 90.6

Prep Type	Batch Type	Batch Method	Run	Dilution Factor	Batch Number	Prepared or Analyzed	Analyst	Lab
Total/NA	Prep	3546			95614	09/19/12 16:52	TLV	TAL WFD
Total/NA	Analysis	8082A		1	95620	09/19/12 23:53	BRB	TAL WFD
Total/NA	Analysis	Moisture		1	95547	09/18/12 15:58	BH	TAL WFD

Client Sample ID: SB-103 (0.5-2')

Lab Sample ID: 360-42692-8
Date Collected: 09/06/12 09:14
Matrix: Solid
Date Received: 09/12/12 12:26
Percent Solids: 94.8

Prep Type	Batch Type	Batch Method	Run	Dilution Factor	Batch Number	Prepared or Analyzed	Analyst	Lab
Total/NA	Prep	3546			95614	09/19/12 16:52	TLV	TAL WFD
Total/NA	Analysis	8082A		1	95620	09/20/12 00:15	BRB	TAL WFD
Total/NA	Analysis	Moisture		1	95547	09/18/12 15:58	BH	TAL WFD

Client Sample ID: SB-103 (2-4')

Lab Sample ID: 360-42692-9
Date Collected: 09/06/12 09:16
Matrix: Solid
Date Received: 09/12/12 12:26
Percent Solids: 89.9

Prep Type	Batch Type	Batch Method	Run	Dilution Factor	Batch Number	Prepared or Analyzed	Analyst	Lab
Total/NA	Prep	3546			95614	09/19/12 16:52	TLV	TAL WFD
Total/NA	Analysis	8082A		1	95620	09/20/12 00:37	BRB	TAL WFD
Total/NA	Analysis	Moisture		1	95547	09/18/12 15:58	BH	TAL WFD

Client Sample ID: SB-104 (0-0.5')

Lab Sample ID: 360-42692-10
Date Collected: 09/06/12 09:13
Matrix: Solid
Date Received: 09/12/12 12:26
Percent Solids: 90.7

Prep Type	Batch Type	Batch Method	Run	Dilution Factor	Batch Number	Prepared or Analyzed	Analyst	Lab
Total/NA	Prep	3546			95614	09/19/12 16:52	TLV	TAL WFD
Total/NA	Analysis	8082A		1	95620	09/20/12 00:59	BRB	TAL WFD
Total/NA	Analysis	Moisture		1	95547	09/18/12 15:58	BH	TAL WFD

Lab Chronicle

Client: Weston & Sampson Engineers
Project/Site: Washington Electric Property

TestAmerica Job ID: 360-42692-1

Client Sample ID: SB-104 (0.5-2')

Lab Sample ID: 360-42692-11
Date Collected: 09/06/12 09:15
Matrix: Solid
Date Received: 09/12/12 12:26
Percent Solids: 93.8

Prep Type	Batch Type	Batch Method	Run	Dilution Factor	Batch Number	Prepared or Analyzed	Analyst	Lab
Total/NA	Prep	3546			95614	09/19/12 16:52	TLV	TAL WFD
Total/NA	Analysis	8082A		1	95620	09/20/12 01:21	BRB	TAL WFD
Total/NA	Analysis	Moisture		1	95547	09/18/12 15:58	BH	TAL WFD

Client Sample ID: SB-104 (2-4')

Lab Sample ID: 360-42692-12
Date Collected: 09/06/12 09:17
Matrix: Solid
Date Received: 09/12/12 12:26
Percent Solids: 92.2

Prep Type	Batch Type	Batch Method	Run	Dilution Factor	Batch Number	Prepared or Analyzed	Analyst	Lab
Total/NA	Prep	3546			95614	09/19/12 16:52	TLV	TAL WFD
Total/NA	Analysis	8082A		1	95620	09/20/12 01:43	BRB	TAL WFD
Total/NA	Analysis	Moisture		1	95547	09/18/12 15:58	BH	TAL WFD

Client Sample ID: SB-104 D

Lab Sample ID: 360-42692-13
Date Collected: 09/06/12 09:18
Matrix: Solid
Date Received: 09/12/12 12:26
Percent Solids: 93.8

Prep Type	Batch Type	Batch Method	Run	Dilution Factor	Batch Number	Prepared or Analyzed	Analyst	Lab
Total/NA	Prep	3546			95614	09/19/12 16:52	TLV	TAL WFD
Total/NA	Analysis	8082A		1	95620	09/20/12 02:04	BRB	TAL WFD
Total/NA	Analysis	Moisture		1	95547	09/18/12 15:58	BH	TAL WFD

Client Sample ID: SB-106 (0-0.5')

Lab Sample ID: 360-42692-14
Date Collected: 09/06/12 09:28
Matrix: Solid
Date Received: 09/12/12 12:26
Percent Solids: 90.7

Prep Type	Batch Type	Batch Method	Run	Dilution Factor	Batch Number	Prepared or Analyzed	Analyst	Lab
Total/NA	Prep	3546			95614	09/19/12 16:52	TLV	TAL WFD
Total/NA	Analysis	8082A		1	95620	09/20/12 02:26	BRB	TAL WFD
Total/NA	Analysis	Moisture		1	95547	09/18/12 15:58	BH	TAL WFD

Client Sample ID: SB-106 (0.5-2')

Lab Sample ID: 360-42692-15
Date Collected: 09/06/12 09:30
Matrix: Solid
Date Received: 09/12/12 12:26
Percent Solids: 94.1

Prep Type	Batch Type	Batch Method	Run	Dilution Factor	Batch Number	Prepared or Analyzed	Analyst	Lab
Total/NA	Prep	3546			95621	09/19/12 17:49	TLV	TAL WFD
Total/NA	Analysis	8082A		1	95705	09/21/12 12:44	BRB	TAL WFD
Total/NA	Analysis	Moisture		1	95547	09/18/12 15:58	BH	TAL WFD

Lab Chronicle

Client: Weston & Sampson Engineers
Project/Site: Washington Electric Property

TestAmerica Job ID: 360-42692-1

Client Sample ID: SB-106 (2-4')

Lab Sample ID: 360-42692-16
Date Collected: 09/06/12 09:32
Matrix: Solid
Date Received: 09/12/12 12:26
Percent Solids: 94.7

Prep Type	Batch Type	Batch Method	Run	Dilution Factor	Batch Number	Prepared or Analyzed	Analyst	Lab
Total/NA	Prep	3546			95621	09/19/12 17:49	TLV	TAL WFD
Total/NA	Analysis	8082A		1	95705	09/21/12 13:06	BRB	TAL WFD
Total/NA	Analysis	Moisture		1	95547	09/18/12 15:58	BH	TAL WFD

Client Sample ID: SB-107 (0-0.5')

Lab Sample ID: 360-42692-17
Date Collected: 09/06/12 10:00
Matrix: Solid
Date Received: 09/12/12 12:26
Percent Solids: 88.4

Prep Type	Batch Type	Batch Method	Run	Dilution Factor	Batch Number	Prepared or Analyzed	Analyst	Lab
Total/NA	Prep	3546			95621	09/19/12 17:49	TLV	TAL WFD
Total/NA	Analysis	8082A		1	95705	09/21/12 13:28	BRB	TAL WFD
Total/NA	Analysis	Moisture		1	95547	09/18/12 15:58	BH	TAL WFD

Client Sample ID: SB-107 (0.5-2')

Lab Sample ID: 360-42692-18
Date Collected: 09/06/12 10:02
Matrix: Solid
Date Received: 09/12/12 12:26
Percent Solids: 93.2

Prep Type	Batch Type	Batch Method	Run	Dilution Factor	Batch Number	Prepared or Analyzed	Analyst	Lab
Total/NA	Prep	3546			95621	09/19/12 17:49	TLV	TAL WFD
Total/NA	Analysis	8082A		1	95705	09/21/12 13:50	BRB	TAL WFD
Total/NA	Analysis	Moisture		1	95547	09/18/12 15:58	BH	TAL WFD

Client Sample ID: SB-107 (2-4')

Lab Sample ID: 360-42692-19
Date Collected: 09/06/12 10:04
Matrix: Solid
Date Received: 09/12/12 12:26
Percent Solids: 96.3

Prep Type	Batch Type	Batch Method	Run	Dilution Factor	Batch Number	Prepared or Analyzed	Analyst	Lab
Total/NA	Prep	3546			95621	09/19/12 17:49	TLV	TAL WFD
Total/NA	Analysis	8082A		1	95705	09/21/12 14:12	BRB	TAL WFD
Total/NA	Analysis	Moisture		1	95547	09/18/12 15:58	BH	TAL WFD

Client Sample ID: SB-108 (0-0.5')

Lab Sample ID: 360-42692-20
Date Collected: 09/06/12 10:10
Matrix: Solid
Date Received: 09/12/12 12:26
Percent Solids: 91.5

Prep Type	Batch Type	Batch Method	Run	Dilution Factor	Batch Number	Prepared or Analyzed	Analyst	Lab
Total/NA	Prep	3546			95621	09/19/12 17:49	TLV	TAL WFD
Total/NA	Analysis	8082A		1	95705	09/21/12 14:34	BRB	TAL WFD
Total/NA	Analysis	Moisture		1	95547	09/18/12 15:58	BH	TAL WFD

Lab Chronicle

Client: Weston & Sampson Engineers
Project/Site: Washington Electric Property

TestAmerica Job ID: 360-42692-1

Client Sample ID: SB-108 (0.5-2')

Lab Sample ID: 360-42692-21
Date Collected: 09/06/12 10:12
Matrix: Solid
Date Received: 09/12/12 12:26
Percent Solids: 92.8

Prep Type	Batch Type	Batch Method	Run	Dilution Factor	Batch Number	Prepared or Analyzed	Analyst	Lab
Total/NA	Prep	3546			95621	09/19/12 17:49	TLV	TAL WFD
Total/NA	Analysis	8082A		1	95705	09/21/12 14:55	BRB	TAL WFD
Total/NA	Analysis	Moisture		1	95547	09/18/12 15:58	BH	TAL WFD

Client Sample ID: SB-108 (2-4')

Lab Sample ID: 360-42692-22
Date Collected: 09/06/12 10:14
Matrix: Solid
Date Received: 09/12/12 12:26
Percent Solids: 89.0

Prep Type	Batch Type	Batch Method	Run	Dilution Factor	Batch Number	Prepared or Analyzed	Analyst	Lab
Total/NA	Prep	3546			95622	09/19/12 19:33	MJM	TAL WFD
Total/NA	Analysis	8082A		1	95797	09/24/12 12:20	BRB	TAL WFD
Total/NA	Analysis	Moisture		1	95547	09/18/12 15:58	BH	TAL WFD

Client Sample ID: SB-109 (0-0.5')

Lab Sample ID: 360-42692-23
Date Collected: 09/06/12 10:20
Matrix: Solid
Date Received: 09/12/12 12:26
Percent Solids: 93.2

Prep Type	Batch Type	Batch Method	Run	Dilution Factor	Batch Number	Prepared or Analyzed	Analyst	Lab
Total/NA	Prep	3546			95622	09/19/12 19:33	MJM	TAL WFD
Total/NA	Analysis	8082A		1	95797	09/24/12 12:41	BRB	TAL WFD
Total/NA	Analysis	Moisture		1	95547	09/18/12 15:58	BH	TAL WFD

Client Sample ID: SB-109 (0.5-2')

Lab Sample ID: 360-42692-24
Date Collected: 09/06/12 10:22
Matrix: Solid
Date Received: 09/12/12 12:26
Percent Solids: 96.0

Prep Type	Batch Type	Batch Method	Run	Dilution Factor	Batch Number	Prepared or Analyzed	Analyst	Lab
Total/NA	Prep	3546			95622	09/19/12 19:33	MJM	TAL WFD
Total/NA	Analysis	8082A		1	95797	09/24/12 13:02	BRB	TAL WFD
Total/NA	Analysis	Moisture		1	95547	09/18/12 15:58	BH	TAL WFD

Client Sample ID: SB-109 (2-4')

Lab Sample ID: 360-42692-25
Date Collected: 09/06/12 10:24
Matrix: Solid
Date Received: 09/12/12 12:26
Percent Solids: 91.0

Prep Type	Batch Type	Batch Method	Run	Dilution Factor	Batch Number	Prepared or Analyzed	Analyst	Lab
Total/NA	Prep	3546			95622	09/19/12 19:33	MJM	TAL WFD
Total/NA	Analysis	8082A		1	95797	09/24/12 13:24	BRB	TAL WFD
Total/NA	Analysis	Moisture		1	95547	09/18/12 15:58	BH	TAL WFD

Lab Chronicle

Client: Weston & Sampson Engineers
Project/Site: Washington Electric Property

TestAmerica Job ID: 360-42692-1

Client Sample ID: SB-105 (0-0.5')

Lab Sample ID: 360-42692-26
Date Collected: 09/06/12 10:30
Matrix: Solid
Date Received: 09/12/12 12:26
Percent Solids: 91.0

Prep Type	Batch Type	Batch Method	Run	Dilution Factor	Batch Number	Prepared or Analyzed	Analyst	Lab
Total/NA	Prep	3546			95622	09/19/12 19:33	MJM	TAL WFD
Total/NA	Analysis	8082A		1	95797	09/24/12 13:45	BRB	TAL WFD
Total/NA	Analysis	Moisture		1	95547	09/18/12 15:58	BH	TAL WFD

Client Sample ID: SB-105 (0.5-2')

Lab Sample ID: 360-42692-27
Date Collected: 09/06/12 10:32
Matrix: Solid
Date Received: 09/12/12 12:26
Percent Solids: 92.3

Prep Type	Batch Type	Batch Method	Run	Dilution Factor	Batch Number	Prepared or Analyzed	Analyst	Lab
Total/NA	Prep	3546			95622	09/19/12 19:33	MJM	TAL WFD
Total/NA	Analysis	8082A		1	95848	09/25/12 12:31	BRB	TAL WFD
Total/NA	Analysis	Moisture		1	95547	09/18/12 15:58	BH	TAL WFD

Client Sample ID: SB-105 (2-4')

Lab Sample ID: 360-42692-28
Date Collected: 09/06/12 10:34
Matrix: Solid
Date Received: 09/12/12 12:26
Percent Solids: 90.4

Prep Type	Batch Type	Batch Method	Run	Dilution Factor	Batch Number	Prepared or Analyzed	Analyst	Lab
Total/NA	Prep	3546			95482	09/17/12 15:06	TLV	TAL WFD
Total/NA	Analysis	8270D		1	95814	09/24/12 18:53	JLG	TAL WFD
Total/NA	Prep	3546			95622	09/19/12 19:33	MJM	TAL WFD
Total/NA	Analysis	8082A		1	95848	09/25/12 12:53	BRB	TAL WFD
Total/NA	Prep	3050B			95345	09/13/12 08:49	BH	TAL WFD
Total/NA	Analysis	6010C		1	95405	09/13/12 15:35	TJS	TAL WFD
Total/NA	Prep	7471B			95567	09/19/12 09:27	BH	TAL WFD
Total/NA	Analysis	7471B		1	95600	09/19/12 13:06	TJS	TAL WFD
Total/NA	Analysis	Moisture		1	95547	09/18/12 15:58	BH	TAL WFD

Client Sample ID: SB-105 D

Lab Sample ID: 360-42692-29
Date Collected: 09/06/12 10:28
Matrix: Solid
Date Received: 09/12/12 12:26
Percent Solids: 95.3

Prep Type	Batch Type	Batch Method	Run	Dilution Factor	Batch Number	Prepared or Analyzed	Analyst	Lab
Total/NA	Prep	3546			95622	09/19/12 19:33	MJM	TAL WFD
Total/NA	Analysis	8082A		10	95848	09/25/12 13:15	BRB	TAL WFD
Total/NA	Analysis	Moisture		1	95547	09/18/12 15:58	BH	TAL WFD

Client Sample ID: Floor Drain B

Lab Sample ID: 360-42692-30
Date Collected: 09/06/12 15:05
Matrix: Solid
Date Received: 09/12/12 12:26
Percent Solids: 86.0

Prep Type	Batch Type	Batch Method	Run	Dilution Factor	Batch Number	Prepared or Analyzed	Analyst	Lab
Total/NA	Prep	3546			95482	09/17/12 15:06	TLV	TAL WFD
Total/NA	Analysis	8270D		10	95814	09/24/12 19:23	JLG	TAL WFD

Lab Chronicle

Client: Weston & Sampson Engineers
Project/Site: Washington Electric Property

TestAmerica Job ID: 360-42692-1

Client Sample ID: Floor Drain B

Lab Sample ID: 360-42692-30
Date Collected: 09/06/12 15:05
Matrix: Solid
Date Received: 09/12/12 12:26
Percent Solids: 86.0

Prep Type	Batch Type	Batch Method	Run	Dilution Factor	Batch Number	Prepared or Analyzed	Analyst	Lab
Total/NA	Prep	3546			95622	09/19/12 19:33	MJM	TAL WFD
Total/NA	Analysis	8082A		1	95797	09/24/12 15:10	BRB	TAL WFD
Total/NA	Prep	3050B			95345	09/13/12 08:49	BH	TAL WFD
Total/NA	Analysis	6010C		1	95405	09/13/12 15:38	TJS	TAL WFD
Total/NA	Prep	7471B			95466	09/17/12 11:07	BH	TAL WFD
Total/NA	Analysis	7471B		1	95492	09/17/12 15:29	TJS	TAL WFD
Total/NA	Analysis	Moisture		1	95547	09/18/12 15:58	BH	TAL WFD

Client Sample ID: SB-110 (4-5')

Lab Sample ID: 360-42692-31
Date Collected: 09/06/12 14:21
Matrix: Solid
Date Received: 09/12/12 12:26
Percent Solids: 81.8

Prep Type	Batch Type	Batch Method	Run	Dilution Factor	Batch Number	Prepared or Analyzed	Analyst	Lab
Total/NA	Prep	5035			95626	09/19/12 15:00	CMR	TAL WFD
Total/NA	Analysis	8260C		1	95629	09/20/12 08:22	CMR	TAL WFD
Total/NA	Prep	3546			95482	09/17/12 15:06	TLV	TAL WFD
Total/NA	Analysis	8270D		10	95814	09/24/12 19:54	JLG	TAL WFD
Total/NA	Prep	3546			95622	09/19/12 19:33	MJM	TAL WFD
Total/NA	Analysis	8082A		1	95797	09/24/12 15:31	BRB	TAL WFD
Total/NA	Prep	3050B			95345	09/13/12 08:49	BH	TAL WFD
Total/NA	Analysis	6010C		1	95405	09/13/12 15:41	TJS	TAL WFD
Total/NA	Prep	7471B			95466	09/17/12 11:07	BH	TAL WFD
Total/NA	Analysis	7471B		1	95492	09/17/12 15:31	TJS	TAL WFD
Total/NA	Analysis	Moisture		1	95547	09/18/12 15:58	BH	TAL WFD

Client Sample ID: SB-112 (9-10')

Lab Sample ID: 360-42692-32
Date Collected: 09/07/12 09:04
Matrix: Solid
Date Received: 09/12/12 12:26
Percent Solids: 86.5

Prep Type	Batch Type	Batch Method	Run	Dilution Factor	Batch Number	Prepared or Analyzed	Analyst	Lab
Total/NA	Prep	5035			95741	09/20/12 16:07	CMR	TAL WFD
Total/NA	Analysis	8260C		1	95771	09/21/12 19:53	CMR	TAL WFD
Total/NA	Prep	5035	RA		95872	09/20/12 16:07	CMR	TAL WFD
Total/NA	Analysis	8260C	RA	1	95893	09/25/12 21:58	CMR	TAL WFD
Total/NA	Prep	3546			95482	09/17/12 15:06	TLV	TAL WFD
Total/NA	Analysis	8270D		1	95814	09/24/12 20:24	JLG	TAL WFD
Total/NA	Prep	3050B			95345	09/13/12 08:49	BH	TAL WFD
Total/NA	Analysis	6010C		1	95405	09/13/12 15:44	TJS	TAL WFD
Total/NA	Analysis	6010C		2	95405	09/13/12 16:02	TJS	TAL WFD
Total/NA	Prep	7471B			95466	09/17/12 11:07	BH	TAL WFD
Total/NA	Analysis	7471B		1	95492	09/17/12 15:33	TJS	TAL WFD
Total/NA	Analysis	Moisture		1	95547	09/18/12 15:58	BH	TAL WFD

Client Sample ID: SB-114 (6-7')

Lab Sample ID: 360-42692-33

Date Collected: 09/07/12 09:40
Matrix: Solid
Date Received: 09/12/12 12:26
Percent Solids: 87.5

Prep Type	Batch Type	Batch Method	Run	Dilution Factor	Batch Number	Prepared or Analyzed	Analyst	Lab
Total/NA	Prep	5035			95741	09/20/12 16:07	CMR	TAL WFD
Total/NA	Analysis	8260C		1	95771	09/21/12 20:16	CMR	TAL WFD
Total/NA	Prep	5035	RA		95872	09/20/12 16:07	CMR	TAL WFD
Total/NA	Analysis	8260C	RA	1	95893	09/25/12 22:21	CMR	TAL WFD
Total/NA	Prep	3546			95482	09/17/12 15:06	TLV	TAL WFD
Total/NA	Analysis	8270D		1	95814	09/24/12 20:55	JLG	TAL WFD
Total/NA	Prep	3050B			95345	09/13/12 08:49	BH	TAL WFD
Total/NA	Analysis	6010C		1	95405	09/13/12 15:53	TJS	TAL WFD
Total/NA	Prep	7471B			95466	09/17/12 11:07	BH	TAL WFD
Total/NA	Analysis	7471B		1	95492	09/17/12 15:47	TJS	TAL WFD
Total/NA	Analysis	Moisture		1	95547	09/18/12 16:04	BH	TAL WFD

Client Sample ID: SB-117 (7-8')

Lab Sample ID: 360-42692-34

Date Collected: 09/07/12 10:45
Matrix: Solid
Date Received: 09/12/12 12:26
Percent Solids: 88.1

Prep Type	Batch Type	Batch Method	Run	Dilution Factor	Batch Number	Prepared or Analyzed	Analyst	Lab
Total/NA	Prep	5035			95741	09/20/12 16:07	CMR	TAL WFD
Total/NA	Analysis	8260C		1	95771	09/21/12 20:38	CMR	TAL WFD
Total/NA	Prep	5035	RA		95872	09/20/12 16:07	CMR	TAL WFD
Total/NA	Analysis	8260C	RA	1	95893	09/25/12 22:43	CMR	TAL WFD
Total/NA	Prep	3546			95482	09/17/12 15:06	TLV	TAL WFD
Total/NA	Analysis	8270D		1	95814	09/24/12 21:26	JLG	TAL WFD
Total/NA	Prep	3050B			95345	09/13/12 08:49	BH	TAL WFD
Total/NA	Analysis	6010C		2	95405	09/13/12 16:05	TJS	TAL WFD
Total/NA	Prep	7471B			95466	09/17/12 11:07	BH	TAL WFD
Total/NA	Analysis	7471B		1	95492	09/17/12 15:53	TJS	TAL WFD
Total/NA	Analysis	Moisture		1	95547	09/18/12 16:04	BH	TAL WFD

Client Sample ID: SB-119 (6-7')

Lab Sample ID: 360-42692-35

Date Collected: 09/07/12 11:10
Matrix: Solid
Date Received: 09/12/12 12:26
Percent Solids: 91.8

Prep Type	Batch Type	Batch Method	Run	Dilution Factor	Batch Number	Prepared or Analyzed	Analyst	Lab
Total/NA	Prep	5035			95741	09/20/12 16:07	CMR	TAL WFD
Total/NA	Analysis	8260C		1	95771	09/21/12 21:01	CMR	TAL WFD
Total/NA	Prep	5035	RA		95872	09/20/12 16:07	CMR	TAL WFD
Total/NA	Analysis	8260C	RA	1	95893	09/25/12 23:06	CMR	TAL WFD
Total/NA	Prep	3546			95482	09/17/12 15:06	TLV	TAL WFD
Total/NA	Analysis	8270D		1	95814	09/24/12 21:57	JLG	TAL WFD
Total/NA	Prep	3050B			95407	09/14/12 09:23	BH	TAL WFD
Total/NA	Analysis	6010C		2	95446	09/14/12 16:22	TJS	TAL WFD
Total/NA	Prep	7471B			95466	09/17/12 11:07	BH	TAL WFD
Total/NA	Analysis	7471B		1	95492	09/17/12 15:55	TJS	TAL WFD

Lab Chronicle

Client: Weston & Sampson Engineers
Project/Site: Washington Electric Property

TestAmerica Job ID: 360-42692-1

Client Sample ID: SB-119 (6-7')

Lab Sample ID: 360-42692-35
Date Collected: 09/07/12 11:10
Matrix: Solid
Date Received: 09/12/12 12:26

Prep Type	Batch Type	Batch Method	Run	Dilution Factor	Batch Number	Prepared or Analyzed	Analyst	Lab
Total/NA	Analysis	Moisture		1	95547	09/18/12 16:04	BH	TAL WFD

Client Sample ID: SB-120 (5-6')

Lab Sample ID: 360-42692-36
Date Collected: 09/07/12 11:25
Matrix: Solid
Date Received: 09/12/12 12:26
Percent Solids: 89.9

Prep Type	Batch Type	Batch Method	Run	Dilution Factor	Batch Number	Prepared or Analyzed	Analyst	Lab
Total/NA	Prep	5035			95741	09/20/12 16:07	CMR	TAL WFD
Total/NA	Analysis	8260C		1	95771	09/21/12 21:24	CMR	TAL WFD
Total/NA	Prep	5035	RA		95872	09/20/12 16:07	CMR	TAL WFD
Total/NA	Analysis	8260C	RA	1	95893	09/25/12 23:29	CMR	TAL WFD
Total/NA	Prep	3546			95482	09/17/12 15:06	TLV	TAL WFD
Total/NA	Analysis	8270D		1	95814	09/24/12 22:28	JLG	TAL WFD
Total/NA	Prep	3050B			95407	09/14/12 09:23	BH	TAL WFD
Total/NA	Analysis	6010C		1	95446	09/14/12 15:45	TJS	TAL WFD
Total/NA	Prep	7471B			95466	09/17/12 11:07	BH	TAL WFD
Total/NA	Analysis	7471B		1	95492	09/17/12 15:56	TJS	TAL WFD
Total/NA	Analysis	Moisture		1	95547	09/18/12 16:04	BH	TAL WFD

Client Sample ID: SB-121 (5-6')

Lab Sample ID: 360-42692-37
Date Collected: 09/07/12 11:40
Matrix: Solid
Date Received: 09/12/12 12:26
Percent Solids: 91.5

Prep Type	Batch Type	Batch Method	Run	Dilution Factor	Batch Number	Prepared or Analyzed	Analyst	Lab
Total/NA	Prep	5035			95741	09/20/12 16:07	CMR	TAL WFD
Total/NA	Analysis	8260C		1	95771	09/21/12 21:47	CMR	TAL WFD
Total/NA	Prep	5035	RA		95872	09/20/12 16:07	CMR	TAL WFD
Total/NA	Analysis	8260C	RA	1	95893	09/25/12 23:51	CMR	TAL WFD
Total/NA	Prep	3546			95482	09/17/12 15:06	TLV	TAL WFD
Total/NA	Analysis	8270D		1	95814	09/24/12 22:58	JLG	TAL WFD
Total/NA	Prep	3050B			95407	09/14/12 09:23	BH	TAL WFD
Total/NA	Analysis	6010C		1	95446	09/14/12 15:48	TJS	TAL WFD
Total/NA	Analysis	6010C		2	95446	09/14/12 16:37	TJS	TAL WFD
Total/NA	Prep	7471B			95466	09/17/12 11:07	BH	TAL WFD
Total/NA	Analysis	7471B		1	95492	09/17/12 15:58	TJS	TAL WFD
Total/NA	Analysis	Moisture		1	95547	09/18/12 16:04	BH	TAL WFD

Client Sample ID: SB-121 D

Lab Sample ID: 360-42692-38
Date Collected: 09/07/12 11:50
Matrix: Solid
Date Received: 09/12/12 12:26
Percent Solids: 92.1

Prep Type	Batch Type	Batch Method	Run	Dilution Factor	Batch Number	Prepared or Analyzed	Analyst	Lab
Total/NA	Prep	5035			95741	09/20/12 16:07	CMR	TAL WFD
Total/NA	Analysis	8260C		1	95771	09/21/12 22:09	CMR	TAL WFD

Lab Chronicle

Client: Weston & Sampson Engineers
Project/Site: Washington Electric Property

TestAmerica Job ID: 360-42692-1

Client Sample ID: SB-121 D

Lab Sample ID: 360-42692-38

Date Collected: 09/07/12 11:50
Date Received: 09/12/12 12:26

Matrix: Solid
Percent Solids: 92.1

Prep Type	Batch Type	Batch Method	Run	Dilution Factor	Batch Number	Prepared or Analyzed	Analyst	Lab
Total/NA	Prep	5035	RA		95872	09/20/12 16:07	CMR	TAL WFD
Total/NA	Analysis	8260C	RA	1	95893	09/26/12 00:14	CMR	TAL WFD
Total/NA	Prep	3546			95482	09/17/12 15:06	TLV	TAL WFD
Total/NA	Analysis	8270D		1	95814	09/24/12 23:29	JLG	TAL WFD
Total/NA	Prep	3050B			95407	09/14/12 09:23	BH	TAL WFD
Total/NA	Analysis	6010C		1	95446	09/14/12 15:51	TJS	TAL WFD
Total/NA	Prep	7471B			95466	09/17/12 11:07	BH	TAL WFD
Total/NA	Analysis	7471B		1	95492	09/17/12 16:00	TJS	TAL WFD
Total/NA	Analysis	Moisture		1	95547	09/18/12 16:04	BH	TAL WFD

Laboratory References:

TAL WFD = TestAmerica Westfield, Westfield Executive Park, 53 Southampton Road, Westfield, MA 01085, TEL (413)572-4000

Certification Summary

Client: Weston & Sampson Engineers
Project/Site: Washington Electric Property

TestAmerica Job ID: 360-42692-1

Laboratory: TestAmerica Westfield

All certifications held by this laboratory are listed. Not all certifications are applicable to this report.

Authority	Program	EPA Region	Certification ID	Expiration Date
Connecticut	State Program	1	PH-0494	09-30-12
Maine	State Program	1	MA00014	05-03-13
Massachusetts	State Program	1	M-MA014	06-30-13
New Hampshire	NELAC	1	2539	08-08-13
Rhode Island	State Program	1	LAO00057	12-30-12
Vermont	State Program	1	VT-10843	11-18-12

State Accreditation Matrix

Method Name	Description	Primary Accreditation	
		New Hampshire (NELAC)	Mass
180.1	Turbidity, Nephelometric	P	P
245.1	Mercury (CVAA)	NP/P	NP
300	Anions, Ion Chromatography	NP/P	NP/P
410.4	COD	NP	NP
524.2	Volatile Org Comp (GC/MS)(list upon request)	P	P
524.2	Trihalomethane compounds	P	P
608	Organochlorine Pest/PCBs (list upon request)	NP	NP
624	Volatile Org Comp (GC/MS)(list upon request)	NP	NP
625	Semivolatile Org Comp (GC/MS)(list upon request)	NP	NP
1010	Ignitability, Pensky-Martens Closed-Cup Method	SW	
1103.1	E.coli		ambient/source
3546	Microwave Extraction	SW	
5035	Closed System Purge and Trap	SW	
6020	Metals (ICP/MS) (list upon request)	NP	
10-107-06-2	Nitrogen, Total Kjeldahl	NP	NP
200.7 Rev 4.4	Metals (ICP)(list upon request)	NP/P	NP/P
200.8 Rev 5.4	Metals (ICP/MS) (list upon request)	NP/P	NP/P
3005A	Preparation, Total Recoverable or Dissolved Metals	NP/P	
3010A	Preparation, Total Metals	NP/P	
3020A	Preparation, Total Metals	NP/P	
3050B	Preparation, Metals	SW	
3510C	Liquid-Liquid Extraction (Separatory Funnel)	NP	
5030B	Purge and Trap	NP	
6010C	Metals (ICP)(list upon request)	NP/SW	
7196A	Chromium, Hexavalent	NP/SW	
7470A	Mercury (CVAA)	NP	
7471A	Mercury (CVAA)	SW	
8081B	Organochlorine Pesticides (GC)(list upon request)	NP/SW	
8082A	PCBs by Gas Chromatography(list upon request)	NP/SW	
8260C	Volatile Org Comp. (GC/MS)(list upon request)	NP/SW	
8270D	Semivolatile Comp.(GC/MS)(list upon request)	NP/SW	
9012A	Cyanide, Total and/or Amenable	NP/SW	
9030B	Sulfide, Distillation (Acid Soluble and Insoluble)	NP	
9045C	pH	SW	
CT ETPH	Conn - Ext. Total petroleum Hydrocarbons (GC)	NP/SW	
Enterolert	Enterococcus		ambient/source
L107041C	Nitrogen, Nitrate	NP	
L107-06-1B	Nitrogen Ammonia	NP	NP
L204001A CN	Cyanide, Total	P	NP/P
L210-001A	Phenolics, Total Recoverable	NP	NP
MA-EPH	Mass - Extractable Petroleum Hydrocarbons (GC)	NP/SW	
MAVPH	Mass - Volatile Petroleum Hydrocarbons (GC)	NP/SW	
SM 2320B	Alkalinity	NP/P	NP/P
SM 2340B	Total Hardness (as CaCO3) by calculation	NP/P	NP
SM 2510B	Conductivity, Specific Conductance	NP/P	NP/P
SM 2540C	Solids, Total Dissolved (TDS)	NP/P	NP/P
SM 2540D	Solids, Total Suspended (TSS)	NP	NP
SM 3500 CR D	Chromium, Hexavalent	NP	
SM 4500 Cl F	Chlorine, Residual		NP
SM 4500 H+ B	pH	NP/P	NP/P
SM 4500 NO2 B	Nitrogen, Nitrite	NP	P
SM 4500 P E	Phosphorus, Orthophosphate	NP/P	NP
SM 4500 P E	Phosphorus, Total	NP	NP
SM 4500 S2 D	Sulfide, Total	NP	
SM 5210B	BOD, 5-Day	NP	NP
SM 5310B	Organic Carbon, Total (TOC)	NP/P	NP
SM 9215E	Heterotrophic Plate Count (SimPlate)		P
SM 9222D	Coliforms, Fecal (Membrane Filter)		NP
SM 9223	Coliforms, Total, and E.Coli (Colilert-P/A)		P
SM 9223	Coliforms, Total, and E.Coli (Enumeration)		P

Not all organic compounds are accreditied under YNI
For methods with multiple compounds all compounds may not meet TNI criteria, a listing should be obtained from the laboratory

The lab carries additional accreditations with several states. This is the laboratories typcial listing but is subject to change based on the laboratories current certification standing.

Login Sample Receipt Checklist

Client: Weston & Sampson Engineers

Job Number: 360-42692-1

Login Number: 42692
List Number: 1
Creator: Kolb, Chris M

List Source: TestAmerica Westfield

Question	Answer	Comment
Radioactivity either was not measured or, if measured, is at or below background	N/A	
The cooler's custody seal, if present, is intact.	True	
Sample custody seals, if present, are intact.	True	
The cooler or samples do not appear to have been compromised or tampered with.	True	
Samples were received on ice.	True	
Cooler Temperature is acceptable.	True	
Cooler Temperature is recorded.	True	
COC is present.	True	
COC is filled out in ink and legible.	True	
COC is filled out with all pertinent information.	True	
Is the Field Sampler's name present on COC?	True	
There are no discrepancies between the containers received and the COC.	True	
Samples are received within Holding Time.	True	
Sample containers have legible labels.	True	
Containers are not broken or leaking.	True	
Sample collection date/times are provided.	True	
Appropriate sample containers are used.	True	
Sample bottles are completely filled.	True	
Sample Preservation Verified.	True	
There is sufficient vol. for all requested analyses, incl. any requested MS/MSDs	True	
VOA sample vials do not have headspace or bubble is <6mm (1/4") in diameter.	N/A	
Multiphasic samples are not present.	True	
Samples do not require splitting or compositing.	True	
Residual Chlorine Checked.	N/A	

Chain of Custody Record

TestAmerica
THE LEADER IN ENVIRONMENTAL TESTING

Client Information	Sampler:	Lab PM:	Carrier Tracking No(s):	COC No: ~~360-15869.6264.10~~
Client Contact: Mr. Kevin McAleer	Phone:	E-Mail:		Page: ~~Page 10 of 10~~ 1/4
Company: Weston & Sampson Engineers				Job #: 360-42692
Address: 98 South Main St. Suite 2 PO BOX 189	Due Date Requested:			
City: Waterbury	TAT Requested (days): Normal			
State, Zip: VT, 05676				
Phone:	PO #: 2120148			
Email: mcaleerk@wseinc.com	WO #:			
Project Name: Washington Electric Cooperative	Project #:			
Site:	SSOW#:			

Analysis Requested

Preservation Codes:
A - HCL, B - NaOH, C - Zn Acetate, D - Nitric Acid, E - NaHSO4, F - MeOH, G - Amchlor, H - Ascorbic Acid, I - Ice, J - DI Water, K - EDTA, L - EDA
M - Hexane, N - None, O - AsNaO2, P - Na2O4S, Q - Na2SO3, R - Na2S2SO3, S - H2SO4, T - TSP Dodecahydrate, U - Acetone, V - MCAA, W - ph 4-5, Z - other (specify)
Other:

Sample Identification	Sample Date	Sample Time	Sample Type (C=comp, G=grab)	Matrix (W=water, S=solid, O=waste/oil, BT=Tissue, A=Air)	Field Filtered Sample (Yes or No)	Perform MS/MSD (Yes or No)	8260B -	6010C, 8270_LL_MCP	8082RGP - 8082 / 3540	8015B_Id -	8260C -	8270D -	6010C -	8082A -	Total Number of containers	Special Instructions/Note:
			Preservation Code:				N	N	N	N	A	N	D	N		
SB-101 (0-0.5')	9/6/12 8:50	9/6/12	G	S ~~Water~~												
SB-101 (0.5-2')	8:52			~~Water~~												
SB-101 (2'-4')	8:56			~~Water~~												
SB-102 (0-0.5')	9:05			~~Water~~												
SB-102 (0.5-2')	9:07			~~Water~~												
SB-102 (2-4')	9:10			~~Water~~												
SB-103 (0-0.5')	9:12			~~Water~~												
SB-103 (0.5-2')	9:14															
SB-103 (2-4')	9:16															
SB-104 (0-0.5')	9:13															
SB-104 (0.5-2')	9:15															

Possible Hazard Identification
☐ Non-Hazard ☐ Flammable ☐ Skin Irritant ☐ Poison B ☐ Unknown ☐ Radiological

Sample Disposal (A fee may be assessed if samples are retained longer than 1 month)
☐ Return To Client ☒ Disposal By Lab ☐ Archive For _____ Months

Deliverable Requested: I, II, III, IV, Other (specify)

Special Instructions/QC Requirements: Please invoice ASAP

Empty Kit Relinquished by:	Date:	Time:	Method of Shipment:

Relinquished by:	Date/Time:	Company	Received by:	Date/Time:	Company
	9/7/12 16:55			9/7/12 16:55	TASOR
	9/7/12 1553	TASOR		9/12/12 1200	TA

Custody Seals Intact: Δ Yes Δ No	Custody Seal No.: Temp 5.4 4.8 ICE 9/12	Cooler Temperature(s) °C and Other Remarks: 16.8°C, 16.0°C

Chain of Custody Record

TestAmerica
THE LEADER IN ENVIRONMENTAL TESTING

Client Information	Sampler: KKM	Lab PM:	Carrier Tracking No(s):	COC No: 360-15869-6264.9
Client Contact: Mr. Kevin McAleer	Phone: 802-244-5057	E-Mail:		Page: ~~Page 9 of 10~~ 2/4
Company: Weston & Sampson Engineers				Job #: 360-42692
Address: 98 South Main St. Suite 2 PO BOX 189	Due Date Requested:			
City: Waterbury	TAT Requested (days): Normal			
State, Zip: VT, 05676				
Phone:	PO #: 2120148			
Email: mcaleerk@wseinc.com	WO #:			
Project Name: Washington Electric Cooperative	Project #:			
Site: "	SSOW#:			

Analysis Requested

Preservation Codes:

A - HCL, B - NaOH, C - Zn Acetate, D - Nitric Acid, E - NaHSO4, F - MeOH, G - Amchlor, H - Ascorbic Acid, I - Ice, J - DI Water, K - EDTA, L - EDA, M - Hexane, N - None, O - AsNaO2, P - Na2O4S, Q - Na2SO3, R - Na2S2SO3, S - H2SO4, T - TSP Dodecahydrate, U - Acetone, V - MCAA, W - ph 4-5, Z - other (specify)

Other:

Sample Identification	Sample Date	Sample Time	Sample Type (C=comp, G=grab)	Matrix (W=water, S=solid, O=waste/oil, BT=Tissue, A=Air)	Field Filtered Sample (Yes or No)	Perform MS/MSD (Yes or No)	8260C -	6010C, 8270_LL_MCP	8082RCP - 8082 / 3540	8015B_ld -	8260C -	8270D -	6010C -	8082A -	Total Number of containers	Special Instructions/Note:
			Preservation Code:				N	N	N	N	A	N	D	N		
SB-104 (2-4')	9:17	9/6/12	G	S ~~Water~~												
SB-104 D	9:18			~~Water~~												
SB-106 (0-0.5')	9:28			~~Water~~												
SB-106 (0.5-2')	9:30			~~Water~~												
SB-106 (2-4')	9:32			~~Water~~												
SB-107 (0-0.5')	10:00			~~Water~~												
SB-107 (0.5-2')	10:02			~~Water~~												
SB-107 (2-4')	10:04			~~Water~~												
SB-108 (0-0.5')	10:10			~~Water~~												
SB-108 (0.5-2')	10:12			~~Water~~												
SB-108 (2-4')	10:14			~~Water~~												

Possible Hazard Identification
☐ Non-Hazard ☐ Flammable ☐ Skin Irritant ☐ Poison B ☐ Unknown ☐ Radiological

Sample Disposal (A fee may be assessed if samples are retained longer than 1 month)
☐ Return To Client ☒ Disposal By Lab ☐ Archive For _____ Months

Deliverable Requested: I, II, III, IV, Other (specify)

Special Instructions/QC Requirements: Please invoice ASAP

Empty Kit Relinquished by:	Date:	Time:	Method of Shipment:

Relinquished by	Date/Time	Company	Received by	Date/Time	Company
	9/7/12 16:55			9/7/12 1655	TA
	9/12 9/11/12 1553	TAS		9/12/12 1200	TA

Custody Seals Intact:	Custody Seal No.:	Cooler Temperature(s) °C and Other Remarks:
Δ Yes Δ No		5.4 4.8 ICE 9/12

Chain of Custody Record

TestAmerica
THE LEADER IN ENVIRONMENTAL TESTING

Client Information	Sampler:	Lab PM:	Carrier Tracking No(s):	COC No: ~~360-15869-6264.8~~
Client Contact: Mr. Kevin McAleer	Phone:	E-Mail:		Page: ~~Page 8 of 10~~ 3/4
Company: Weston & Sampson Engineers				Job #: 369-42692

Address: 98 South Main St. Suite 2 PO BOX 189	Due Date Requested:
City: Waterbury	TAT Requested (days): Normal
State, Zip: VT, 05676	
Phone:	PO #: 2120148
Email: mcaleerk@wseinc.com	WO #:
Project Name: Washington Electric Cooperative	Project #:
Site:	SSOW#:

Analysis Requested

Preservation Codes:
A - HCL, B - NaOH, C - Zn Acetate, D - Nitric Acid, E - NaHSO4, F - MeOH, G - Amchlor, H - Ascorbic Acid, I - Ice, J - DI Water, K - EDTA, L - EDA, M - Hexane, N - None, O - AsNaO2, P - Na2O4S, Q - Na2SO3, R - Na2S2SO3, S - H2SO4, T - TSP Dodecahydrate, U - Acetone, V - MCAA, W - ph 4-5, Z - other (specify)
Other:

Sample Identification	Sample Date	Sample Time	Sample Type (C=comp, G=grab)	Matrix (W=water, S=solid, O=waste/oil, BT=Tissue, A=Air)	Field Filtered Sample (Yes or No)	Perform MS/MSD (Yes or No)	8260B	8270C (PAHs)	8082/3540	6010/7000	8260C	8270D	6010C	8082A						Total Number of containers	Special Instructions/Note:
			Preservation Code:				N	N	N	N	A	N	D	N							
SB-109 (0-0.5')	9/6/12	10:20	G	S ~~Water~~																	
SB-109 (0.5-2')		10:22		~~Water~~																	
SB-109 (2-4')		10:24		~~Water~~																	
SB-105 (0-0.5')		10:30		~~Water~~																	
SB-105 (0.5-2')		10:32		~~Water~~																	
SB-105 (2-4')		10:34		~~Water~~				X		X											
SB-105 D		10:28		~~Water~~																	
Floor Drain B		15:05		~~Water~~				X		X	X										
SB-110 (4-5')		14:21		~~Water~~			X	X	X	X											
SB-112 (9-10')	9/7/12	9:04		~~Water~~			X	X		X											
SB-114 (6-7')	9/7/12	9:40		~~Water~~			X	X		X											

Possible Hazard Identification
☐ Non-Hazard ☐ Flammable ☐ Skin Irritant ☐ Poison B ☐ Unknown ☐ Radiological

Sample Disposal (A fee may be assessed if samples are retained longer than 1 month)
☐ Return To Client ☒ Disposal By Lab ☐ Archive For ____ Months

Deliverable Requested: I, II, III, IV, Other (specify)

Special Instructions/QC Requirements: Please invoice ASAP

Empty Kit Relinquished by:	Date:	Time:	Method of Shipment:

	Date/Time	Company		Date/Time	Company
Relinquished by:	9/7/12 16:55		Received by:	9/7/12 1655	TASUR
Relinquished by:	9/11/12 1555	TASUR	Received by:	9/12/12 1200	TA
Relinquished by:	Date/Time:	Company	Received by:	Date/Time:	Company

Custody Seals Intact: Δ Yes Δ No
Custody Seal No.:
Cooler Temperature(s) °C and Other Remarks: 5.4 4.8 ICE 9/12

Chain of Custody Record

TestAmerica
THE LEADER IN ENVIRONMENTAL TESTING

Client Information	Sampler:	Lab PM:	Carrier Tracking No(s):	COC No: 360-15869-8264.2
Client Contact: Mr. Kevin McAleer	Phone:	E-Mail:		Page: ~~Page 2 of 12~~ 4/4
Company: Weston & Sampson Engineers				Job #: 360-42692
Address: 98 South Main St. Suite 2 PO BOX 189	Due Date Requested:			
City: Waterbury	TAT Requested (days): Normal			
State, Zip: VT, 05676				
Phone:	PO #: 2120148			
Email: mcaleerk@wseinc.com	WO #:			
Project Name: Washington Electric Cooperative	Project #:			
Site:	SSOW#:			

Analysis Requested

Preservation Codes:
A - HCL, B - NaOH, C - Zn Acetate, D - Nitric Acid, E - NaHSO4, F - MeOH, G - Amchlor, H - Ascorbic Acid, I - Ice, J - DI Water, K - EDTA, L - EDA
M - Hexane, N - None, O - AsNaO2, P - Na2O4S, Q - Na2SO3, R - Na2S2SO3, S - H2SO4, T - TSP Dodecahydrate, U - Acetone, V - MCAA, W - ph 4-5, Z - other (specify)
Other:

Sample Identification	Sample Date	Sample Time	Sample Type (C=comp, G=grab)	Matrix (W=water, S=solid, O=waste/oil, BT=Tissue, A=Air)	Field Filtered Sample (Yes or No)	Perform MS/MSD (Yes or No)	8260C - 8260 B	8270C_8270_14_MCP - 8270 (PAH)	8082BCP -	8081B_14 - 6010 / 7000	8260C -	8270D -	6010C -	8082A -	Total Number of containers	Special Instructions/Note:
			Preservation Code:				N	N	N	N	A	N	D	N		
SB-117 (7-8')	9/7/12	10:45	G	Solid												
SB-119 (6-7')		11:10		Solid												
SB-120 (5-6')		11:25		Solid												
SB-121 (5-6')		11:40		Solid												
SB-121 D		11:50		Solid												
				Solid												
				Solid												
				Solid												
				Solid												
				Solid												
				Solid												

Possible Hazard Identification
☐ Non-Hazard ☐ Flammable ☐ Skin Irritant ☐ Poison B ☐ Unknown ☐ Radiological

Sample Disposal (A fee may be assessed if samples are retained longer than 1 month)
☐ Return To Client ☒ Disposal By Lab ☐ Archive For _____ Months

Deliverable Requested: I, II, III, IV, Other (specify)

Special Instructions/QC Requirements: Please invoice ASAP

Empty Kit Relinquished by:	Date:	Time:	Method of Shipment:

Relinquished by:	Date/Time:	Company	Received by:	Date/Time:	Company
	9/7/12 16:55			9/7/12 1655	TA-BUR
	9/11/12 1553	TA-BUR		9/12/12 1200	TA

Custody Seals Intact:	Custody Seal No.:	Cooler Temperature(s) °C and Other Remarks:
Δ Yes Δ No		5.4 4.8 ICE 9/12

Weston&Sampson

ENGINEERS, INC.

1899 ESTABLISHED

www.westonandsampson.com

Offices Throughout New England