

CONTENTS

Candidates Names on Australian Ballot	3
Town Officers	5
Warning for Annual Town Meeting	8
Selectboard Report	12
Schedule of Indebtedness	14
Town Budget: Revenues	16
Town Budget: Expenses	18
Town Salaries and Benefits	28
Cash Fund Balance Reconciliation	29
Taxes Raised and Distribution	30
Delinquent Taxes	31
Fiduciary and Special Funds; Town Property	32
Reports of Town Officers, Committees, Regional Organizations	41
Reports of Fire Department and Ambulance Service	67
Vital Statistics	74
Voting Information	76
Town Auditors Report	78
 Report of the Town School District	
Washington Central Supervisory Union (WCSU) Reports	80
U-32 Summary Reports	90
Community Connections	96
East Montpelier Elementary School Reports	97
EMES Salary and Benefit Projections	104
EMES Budget	106
Town School District Warning	114
U-32 School District Informational Copy of Warning	116
Abstract of 2010 Town Meeting Minutes	118
Abstract of 2010 School Meeting Minutes	122
Results of U-32 Australian Ballots in 2010	123
Animal License and Rabies Information	124
Application for Positions on Town Boards	125
Change of Name or Address Form	125
Notes	126
Index	128

In Appreciation

We, the townspeople, thank the following citizens for their years of public service to our town. Many of the people listed here have served, or continue to serve, in other town offices as well. We appreciate their contributions.

Tracy Phillips.....	Selectboard
Duane Wells.....	Selectboard
Carol Welch	Planning Commission
Michelle Leno.....	EMES School Director
Jane Grinde	Zoning Board of Adjustment
Steven Kappel	Zoning Board of Adjustment
Jeanne Lamica	Administrative Assistant
Paulie Coburn	Assistant Town Clerk
Tracy Phillips.....	Regional Planning, Town Rep. Alternate
Deborah Fillion.....	Acting Zoning Administrator
Dennis Carver	Conservation Fund Advisory Committee
Austin Cleaves.....	Conservation Fund Advisory Committee
Arlene Goodrich	Conservation Fund Advisory Committee
Frank Pratt	Funding Request Committee
Sylvia Tosi	Funding Request Committee
Robyn Hall	Policy and Procedures Committee
Tracy Phillips	Policy and Procedures Committee
Tony Klein	Energy Committee
Nathan Phillips	Energy Committee
Carol Rose	Energy Committee
Elinor Yahm	Energy Committee
Tom Brazier	Municipal Building Committee
Robyn Hall	Municipal Building Committee
Steve Jerome	Municipal Building Committee
Tracy Phillips	Municipal Building Committee
Kevin McCollister	Recreation Board
CJ Flynn	Recreation Board
Matt Curtis	Rally Day Committee
Bill Jordan	Rally Day Committee
Ancient Roads Committee (task completed):	
Bruce Bjornlund, Lyn Blackwell, Tom Brazier, Dave Coburn, Paulie Coburn, Nona Estrin, Mike Garand, Karen Gramer, Dave Hudson, Steve Jerome, Bruce Johnson, Marty Miller, Sandy Woodbeck	

EAST MONTPELIER TOWN/SCHOOL FORUM

SATURDAY, February 26, 2011

9:30 A.M. at the East Montpelier Elementary School

The Citizens of East Montpelier are invited to attend a Public Hearing and Informational Meeting concerning Australian Ballot Articles and other Warned Articles for the **March 1, 2011, Town and School Meeting**. Candidates for Town and School Offices will be introduced. The Town will be first on the Agenda at the Forum, as well as at Town Meeting, followed by the Elementary School.

*** Pre-Forum BREAKFAST begins at 7:45AM (for more info, see page 11) ***

NAMES TO BE PRINTED ON THE AUSTRALIAN BALLOT

Town/School Meeting — Tuesday, March 1, 2011

Australian Ballot Voting

7:00 A.M. to 7:00 P.M.

U-32 Australian Ballot voting will also take place at the above time.


OFFICE FILED FOR:

TOWN MODERATOR for 1 year	NO CANDIDATE
SCHOOL MODERATOR for 1 year	NO CANDIDATE
SELECTBOARD MEMBER for 3 years.....	CASEY J. NORTHRUP
SELECTBOARD MEMBER for 2 years	CARL ETNIER
LISTER for 3 years	RENEE CARPENTER
(Vote for One)	ROB CHICKERING
AUDITOR for 3 years	NO CANDIDATE
CEMETERY COMMISSIONER for 5 years	ALLEN PLOOF
TRUSTEE OF PUBLIC FUNDS for 3 years	SYLVIA M TOSI
TOWN LAW AGENT for 1 year.....	NO CANDIDATE
TOWN GRAND JUROR for 1 year	NO CANDIDATE
FIRST CONSTABLE for 1 year	SANDY F. CONTI
SECOND CONSTABLE for 1 year	PAUL HAYNES
PLANNING COMMISSIONER for 3 years	SCOTT HESS
PLANNING COMMISSIONER for 3 years	RICHMOND "RICK" HOPKINS
PLANNING COMMISSIONER for 3 years.....	GENE TROIA
PLANNING COMMISSIONER for 2 years	THOMAS PIERCE
EM ELEMENTARY SCHOOL DIRECTOR for 3 years	RUBIN BENNETT
EM ELEMENTARY SCHOOL DIRECTOR for 2 years	STEPHEN LOOKE
U-32 SCHOOL DIRECTOR for 3 years	EMILY GOYETTE
(Vote for One)	MARIJKE RUSSO

WESTON A. CATE, JR.

May 16, 1921 – Sept. 23, 2010

Family man, educator, historian, orator, citizen of East Montpelier 1977–2010



Wes & Jean



**“ TOWN MEETING IS THE BASIS OF OUR DEMOCRACY.
YOU SUPPORT IT IF YOU SUPPORT DEMOCRACY, AND
YOU HURT THE DEMOCRATIC SYSTEM IF YOU DON’T. ”**

**-Wes Cate, printed on tee-shirts
for the 2008 Vermont History Expo**

* * *

Many of us have never known a Town Meeting without his voice.

Over the years, Wes served in an inspiring number of roles in our community: Town Meeting Moderator, Selectman, U32 School Director, Planning Commissioner, Justice of the Peace, Cemetery Commissioner, Town Grand Juror, Solid Waste District Representative, and was active in the Historical Society, Four Corners Schoolhouse, Jean Cate Community Fund (now the Jean and Wes Cate Community Fund), and the East Montpelier Senior Living Initiative...to name a few. He is missed.

* * *

TOWN OFFICERS

ELECTED

Town Moderator: 1-year term; Expires 2011 Michael Dworkin

School District Moderator: 1-year term; Expires 2011 Michael Dworkin

Town Clerk: 3-years term; Expires 2012 Teresa “Terri” Conti

Town Treasurer: 3-year term; Expires 2012 Teresa “Terri” Conti

Selectboard:

3-year term; Expires 2011 Rob Chickering

2-year term; Expires 2011 Donald Welch

3-year term; Expires 2012 Peter Hill

2-year term; Expires 2012 Seth B. Gardner

3-year term; Expires 2013 C. Bruce Johnson

Listers: 3-year term

Expires 2011 Renée Carpenter

Expires 2012 Ross Hazel

Expires 2013 Putnam Clayton

Auditors: 3-year term

Expires 2011 Putnam Clayton

Expires 2012 (*elected to fill 2 yrs of 3-yr term*) Cherie Staples

Expires 2013 Deborah Fillion

Trustees of Public Funds: 3-year term

Expires 2011 Denise M. Brown

Expires 2012 Teresa “Terri” Conti

Expires 2013 Sylvia Tosi

First Constable: 1-year term; Expires 2011 Sandy F. Conti

Second Constable: 1-year term; Expires 2011 Paul Haynes

Town Law Agent: 1-year term; Expires 2011 Vacant

Town Grand Juror: 1-year term; Expires 2011 Vacant

Collector of Delinquent Taxes: 3-year term; Expires 2013 Karen M. Gramer

Planning Commission: 3-year term

Expires 2011 Seth B. Gardner

Expires 2011 Richmond “Rick” Hopkins

Expires 2011 Gene Troia

Expires 2011 (*appointed for 1 year to fill vacancy*) Jamie Laquerre

Expires 2012 Mark Lane

Expires 2012 John “Jack” Pauly

Expires 2012 Jean Vissering

Expires 2013 Kenneth Santor

Expires 2013 Kim B. Watson

Cemetery Commissioners: 5-year term

Expires 2011 Maurice Cerutti

Expires 2012 Pauline Coburn

Expires 2013 Frederick C. Strong

Expires 2014 Gary E. Hudson

Expires 2015 Elliott Morse

Elementary School Directors:

Expires 2011; 3-year term	Janice Aldrich
Expires 2011; 2-year term (<i>resigned</i>)	Michelle “Boyd” Leno
Expires 2011 (<i>appointed to replace Michelle Leno</i>).....	Rubin Bennett
Expires 2012; 3-year term	Rosie Laquerre
Expires 2012; 2-year term	Trevor Lewis
Expires 2013; 3-year term	Andrea “Andi” Colnes

U-32 School Directors: 3-year term

Expires 2011	Emily Goyette
Expires 2013	Virginia “Ginny” Burley

Justices of the Peace: 2-year term; 2/2011–2/2013

Jan Aldrich (I)	Dennis Carver (R)	Tim Carver (R)
Rob Chickering (I)	Sue Clayton (I)	Richard W Curtis Jr (R)
Ruth O. Farnham (I)	David B. Grundy (I)	Sally S. Longhi (R)
Florence C. Morse (R)	Frank Pratt (R)	

Board of Civil Authority: Town Clerk, Selectboard, and Justices of the Peace

Town Board for the Abatement of Taxes:

Board of Civil Authority plus Listers and Town Treasurer

APPOINTED

Assistant Town Clerks	Denise Brown, Sylvia Tosi, Sheldon Codling
Assistant Town Treasurers	Denise Brown, Sylvia Tosi
Town Administrator	Craig Kleman
Road Foreman	Mike Garand
Town Attorney	Bruce Bjornlund
Zoning Administrator (3 years; expires 2012)	Dina Bookmyer-Baker
Acting Zoning Administrator (1 year; exp. 2011)	Gene Troia
Sewage Officer	Dina Bookmyer-Baker
Town Health Officer (3 years; exp. 2012)	Dave Grundy
Town Service Officer (1 year; exp. 2011)	Rachael Grossman
Animal Control Officer (1 year; exp. 2011)	Sandy Conti
Assistant Animal Control Officer (1 year; exp. 2011)	Elliott Morse
Town Fire Warden (5 years; exp. 2014)	Jon Boucher
Assistant Fire Warden (5 years; exp. 2015)	Jason Wong
Assistant Fire Warden (5 years; exp. 2014)	Bill George
Emergency Management Coordinator (1 year; exp. 2011)	Bill George
Town Tree Warden (1 year; exp. 2011).....	Vacant
Regional Planning, Town Representative (1 year; exp. 2011)	Tim Carver
Alternate (1 year; exp. 2011)	Jack Pauly
Transportation Advisory Committee Rep (1 year; exp. 2011)	Frank Pratt
Central Vermont Transit Authority Board Rep. (3 years; exp. 2012)	David Grundy

Solid Waste District Representative (1 year; exp. 2011) Ginny Callan
 Wrightsville Beach Recreation District Rep. (3 years; exp. 2013) Martha Israel
 Four Corners Schoolhouse Assoc. Rep. (1 year; exp. 2011) Vacant
 Green Up Coordinator (1 year; exp. 2011) Paul Erlbaum

State Police Community Advisory Board: 1 year; expires 2011

Don Welch Carol Welch

Forest Committee: 3 years

Mark Lane (2011) Josh Schlossberg (2013)
 Paul Cate (2013) Earle Ellingwood (2013)

Zoning Board of Adjustment: 3 years

Clifton King (2011) Stanley Pierce (2011) Kim Watson (2011)
 Rich Curtis, *Chair* (2012) Mark Lane (2012) Ken Santor (2012)
 Jeff Cueto (2013) Carol Welch (2013) Wm. Gray Ricker, IV (2013)

Recreation Board: 3 years

Jan Aldrich (2011) Patrick McCoy, *Chair* (2011) Dave Burley (2011)
 Ben Winter (2012) Kathy Richardson, *Treasurer* (2011) Kris Bador (2011)
 Ed Deegan (2012) Kent Bigglestone (2012) Jon Beling (2012)

Conservation Fund Advisory Committee: 3 years

Susan Chickering, *Chair* (2011) Brian Lusignan (2011)
 Michael Dworkin (2013) Charles Johnson (2012)

Funding Request Study Committee: 1 year; Expires 2011

Lyn Blackwell, *Chair* Rhoda Chickering Lindy Johnson
 Allen Ploof Charlie Catlin

Rally Day Committee: 1 year; Expires 2011

Bill Merrylees, *Chair* Janice Waterman, *Treasurer* Rick Barstow
 Erica Zimmerman Peter Burroughs Barbara Brown Lucy Patti

Municipal Building Committee: No term set

Paulie Coburn Terri Conti Tony Klein
 Michelle McFadden Frank Pratt Duane Wells

Policy and Procedures Committee: No term set

Edie Miller Paulie Coburn Teresa Doyle

Energy Committee: No term set

Dave Grundy, *Chair* Paul Cate Rob Chickering
 James Eniti Carl Etnier Erik Esselstyn
 Rachael Grossman Bob Morey Cort Richardson

Budget Advisory Committee: No term set

Allen Ploof Cherie Staples Don Welch

TOWN OF EAST MONTPELIER

ARTICLES OF WARNING FOR ANNUAL TOWN MEETING

March 1, 2011

The legal voters of the Town of East Montpelier, Vermont are hereby warned to meet at the East Montpelier Elementary School in said Town, on **Tuesday**, the **first (1st)** day of **March, 2011** at **9:30 AM** to transact the following business and to vote by Australian Ballot from 7:00 AM to 7:00 PM on those Articles so noted:

ARTICLE 1: To elect all necessary officers for the ensuing year. (To be voted by Australian Ballot)

Town Moderator, 1-year term

School District Moderator, 1-year term

Selectboard Member, 3-year term

Selectboard Member, 2-year term

Lister, 3-year term

Auditor, 3-year term

Trustee of Public Funds, 3-year term

Town Law Agent, 1-year term

Town Grand Juror, 1-year term

First Constable, 1-year term

Second Constable, 1-year term

Cemetery Commissioner, 5-year term

Planning Commissioner, 3-year term

Planning Commissioner, 3-year term

Planning Commissioner, 3-year term

Planning Commissioner, 2 of 3-year term (position vacated 2010)

EM Elementary School Director, 3-year term

EM Elementary School Director, 2-year term

U-32 School Director, 3-year term

ARTICLE 2: To hear the reports of several Town Officers and to act thereon.

ARTICLE 3: Shall the Town raise the sum of **\$1,214,222.05** as proposed by the Selectboard, for laying out and repairing highways and for other necessary Town expenses for fiscal year 2012 (July 1, 2011 through June 30, 2012). (To be voted by Australian Ballot)

- ARTICLE 4: Shall the Town authorize the Selectboard to expend an amount not to exceed **\$170,000** from the Capital Reserve Fund to continue its plan for re-paving Town highways. (To be voted by Australian Ballot)
- ARTICLE 5: Shall the Town raise **\$200,000** for the Capital Reserve Fund. (To be voted by Australian Ballot)
- ARTICLE 6: Shall the Town raise the sum of **\$32,296** for Kellogg-Hubbard Library for the support of the Kellogg-Hubbard Library. (To be voted by Australian Ballot)
- ARTICLE 7: Shall the Town authorize the Selectboard to borrow in anticipation of taxes.
- ARTICLE 8: Shall the Town vote to authorize the Selectboard to accept and to spend grant funding received during the fiscal year 2012 without a vote of the Town.
- ARTICLE 9: Shall the Town authorize all property taxes for the fiscal year 2012 to be paid to the Treasurer, without discount in two installments and received by the Town Treasurer at the East Montpelier Municipal Building as follows: The first installment will be due on or before 5:00 PM Tuesday, November 15, 2011 and the second installment will be due on or before 5:00 PM Tuesday, May 15, 2012.
- ARTICLE 10: Shall the Town raise a sum not to exceed **\$9,000** to be expended by the East Montpelier Cemetery Commission for the support and maintenance of Town cemeteries during fiscal year 2012.
- ARTICLE 11: Shall the Town vote to increase the amount of a veteran's property valuation subject to the Veterans Exemption from the current **\$20,000** to **\$40,000**.
- ARTICLE 12: Shall the Town raise the amounts listed below as recommended by the Town's Funding Request Study Committee, or what other amounts, for the following organizations for fiscal year 2012.
- a) Battered Women's Services and Shelter * \$675.00
 - b) Central Vermont Community Action Council \$400.00
 - c) Central Vermont Community Land Trust \$150.00
 - d) Central Vermont Council on Aging \$1,500.00

* Now called Circle.

e) Central Vermont Home Health & Hospice	\$3,200.00
f) Central Vermont Memorial Civic Center	\$300.00
g) Community Connections	\$2,500.00
h) Family Center of Washington County	\$500.00
i) Friends of the Winooski River.....	\$150.00
j) Green Mountain Transit	\$1,300.00
k) Green-up Vermont	\$150.00
l) Montpelier Senior Activity Center	\$200.00
m) Onion River Food Shelf	\$600.00
n) People's Health and Wellness Clinic	\$950.00
o) Prevent Child Abuse of Vermont	\$250.00
p) Retired & Senior Volunteer Program	\$275.00
q) Sexual Assault Crisis Team	\$200.00
r) Twin Valley Senior Center.....	\$500.00
s) U-32 Project Graduation	\$300.00
t) Vermont Assoc. for the Blind & Visually Impaired	\$150.00
u) Vermont Center for Independent Living	\$200.00
v) Washington County Diversion Program	\$350.00
w) Washington County Youth Service Bureau	\$400.00
Total:	\$15,200.00

ARTICLE 13: Shall the Town raise a sum not to exceed **\$3,900** to be expended by the Four Corners Schoolhouse Association for operating expenses during fiscal year 2012.

ARTICLE 14: Shall the Town of East Montpelier raise the sum of **\$8,333** as its share of the second year cost of commuter bus service along Route 2 with service into Montpelier. This appropriation funds a portion of the total cost of the service, which will also be supported by appropriations from other towns, a state grant, and rider fares.

ARTICLE 15: Shall the voters of the Town of East Montpelier designate the Town as a Clean Energy Assessment District pursuant to 24 V.S.A. § 3261 (a) for the purpose of authorizing the Town to enter into written agreements with eligible owners of real property to incur indebtedness for or otherwise finance projects relating to renewable energy and energy efficiency undertaken by the owners of real property within the boundaries of the town, the costs of which to be levied as a special assessment on the real property owner's tax bill.

ARTICLE 16: To transact any other business that may properly come before the meeting.

EAST MONTPELIER TOWN / SCHOOL FORUM
SATURDAY, FEBRUARY 26, 2011
9:30 AM at the East Montpelier Elementary School

The Citizens of East Montpelier are invited to attend a Public hearing and Informational Meeting concerning Australian Ballot Articles and other Warned Articles for the **March 1, 2011 Town and School Meeting**. Candidates for Town and School Offices will be introduced. The Town will be first on the Agenda at the Forum, as well as at Town Meeting, followed by the School.

Dated at East Montpelier, Vermont, this 24th day of January, 2011.

East Montpelier Selectboard:

ROB CHICKERING

DONALD WELCH

PETER HILL

SETH GARDNER

C BRUCE JOHNSON

East Montpelier Town Clerk's Office, 25th day of January A.D. 2011 at 9:00 AM received the foregoing East Montpelier Annual Town Meeting Warning for posting as required by law.

Attest: Teresa E. Conti, Town Clerk

THE MECHANICS OF TOWN MEETING

The Jean and Wes Cate Community Fund will host a breakfast at the elementary school before the Town Meeting informational forum on February 26th; beginning at 7:45 AM. This is an opportunity for those who are new to the Town Meeting concept to learn a bit about it and for those who are not so new but would like to brush up on process.

There will be a short presentation on such facets of the meeting as how Town Meeting works, the difference between floor voting and Australian ballot voting, and what can be brought up under "other business that may properly come before the meeting." There will be plenty of time for questions. Come for the breakfast and the information and then stay for the Forum and participate in the discussion of the issues.

*Committee Members: Paul Cate, Dave Coburn, Norma Raymond,
Elaine Manghi, Deborah Fillion, Barbara Ploof, Dave Grundy*

SELECTBOARD REPORT

Your Selectboard invested substantial time and effort again in 2010. We met 42 times in warned meetings of the Board this past year as well as participating in work of other committees. We feel satisfied with what we have accomplished this year and recognize that there is plenty more to be done.

The board continued work on the completion of the new Emergency Services Facility (ESF) and the various agreements with the Town of Calais and the East Montpelier Volunteer Fire Department relating to the building and fire and ambulance services. The Board was pleased that, through the extensive and conscientious work of fire department members and general contractor Connor Construction and many subcontractors, the final product exceeds our original expectations. Don Welch represented the Board as our member of the Building Committee.

Former Selectboard member and resident Steve Jerome met with the board and made recommendations for a multi-year plan to maintain our paved roads. We applied for and received a state grant for the re-paving of part of Towne Hill Road and a small section of Quaker Hill Road. We did our best to respond to the many legitimate complaints of townspeople as we all struggled with the traffic back-ups associated with the East Village intersection project. We continue to believe that the new design will greatly increase safety and enhance traffic flow in the village. Perhaps the most significant step your board took this year with regard to highways was to re-hire Mike Garand as our Road Foreman. Mike's many years of experience with our roads and his management skills serve our town well. We appreciate the conscientious work of Frank Campbell during Mike's absence and are pleased that he remains a key person on our road crew.

The board also was significantly involved with the establishment of a Fire District for East Montpelier. The term, "Fire District," can be misleading as it has nothing to do with fires. It is a legal municipal entity which can provide water to residents and businesses within a defined geographical area. When the owner of the private Crystal Springs water system, which has served some 115 customers in the East Village and Route 14 South area of town, expressed an interest in selling the system, several current customers researched the formation of a fire district to continue to provide water. They proposed the idea to the board and we approved its formation. Bruce Johnson invested many hours helping to get the legal details established and the process properly implemented, and East Montpelier Fire District #1 was formally established on September 9, 2010.

We met several times with North Montpelier residents who shared concerns about pedestrian safety and aesthetics related to the planned replacement this summer of the "Singing Bridge." During construction, most traffic will be re-routed over Route 214 and Route 2. We invited a VTrans representative to clarify the history and planning, initiated in the 1990s, of this project. Over a period of eight months we have exchanged respectful communication with VTrans.

More recently many East Montpelier Center residents and others have urged your board to take an active role in the Act 250 hearings on the Vermont Compost Company (VCC.) Their major concern is the safety and quality-of-life impact of heavy, large truck traffic traveling from the main VCC facility on County Road to and from its compost site off Vincent Flats Road near the elementary school. While most of the VCC operation on County Road is in the city of Montpelier, the primary access is in East Montpelier, and large trucks have significant problems negotiating entrance and egress at that driveway. The result is blockages of County Road and Center Road traffic especially during winter driving conditions. At the time of this writing, your Selectboard and the Planning Commission expect to offer testimony during the Act 250 hearings.

The board also worked with the Policy Committee on revisions to the Personnel Policy. We moved to a high deductible employee health insurance plan for town employees. We approved proposed amendments to the Land Use Regulations as recommended by the Planning Commission. Additionally the board initiated development of a town website, worked with a citizen group to obtain a Transportation Enhancement Grant to study sidewalks for East Village, negotiated a computer services agreement, completed acquisition of the Cross Vermont Trails property, and reviewed a proposal to accept donation of a Kingsbury Branch parcel. We received proposals for the town to make two private roads into town roads. These requests are still being studied. Your board also approved a town Energy Committee recommendation to install energy efficient LED bulbs in town street lights, using grant financing.

We were pleased to finish fiscal year 2010 on June 30 with surplus fund balance of \$234,943. On August 9, 2010 we set a residential tax rate of \$1.7966 per \$100 of assessed value and a non-residential rate of \$1.8704 per \$100 of assessed value.

The Selectboard appreciates the diligent work of all the town's employees, elected officials, and volunteers, as well as member Don Welch who reviews the payroll warrants, has been our budget guru, and has served on the ESF Building Committee. Auditor Deborah Fillion was especially supportive to Board members by reviewing the warrants submitted by the Town Treasurer for payment of town expenses. We are thankful for her conscientious work.

—ROB CHICKERING, *Chair*
PETER HILL, *Vice Chair*
DON WELCH
BRUCE JOHNSON
SETH GARDNER

SCHEDULE OF INDEBTEDNESS

Notes Payable	Loan Balance	Interest Rate	Debt Service					
			FY10	FY11	FY12	FY13	FY14	FY15
FY08: 4200 Internat'l Dump Truck ¹ Principal Payments	24,000	2.00%	8,000	8,000	8,000			
Interest Payments			480	320	160			
FY08: Two Int'l Dump/plow Trucks ² Principal Payments	163,008		37,931	39,753	41,662	43,662		
Interest Payments		4.69%	7,829	6,007	4,098	2,097		
FY09: Volvo 4-Wheel Bucket Loader ³ Principal Payments	102,569		18,308	19,350	20,451	21,615	22,845	
Interest Payments		5.69%	5,836	4,794	3,693	2,530	1,300	
FY11: Emergency Services Facility ⁴ Principal Payments	1,400,000	4.34%		0	70,000	70,000	70,000	70,000
Interest Payments				46,387	52,324	51,211	49,905	48,348
	\$1,689,577		78,384	124,611	200,388	191,115	144,050	118,348
PROJECTED DEBT SCHEDULE								
		Interest Due	FY10	FY11	FY12	FY13	FY14	FY15
		Principal Due	14,145	57,508	60,275	55,838	51,205	48,348
			64,239	67,103	140,113	135,277	92,845	70,000
		Debt Payments Due	\$78,384	124,611	200,388	191,115	144,050	118,348
Total Outstanding Principal at Fiscal Year End			FY10	FY11	FY12	FY13	FY14	FY15
			\$1,625,338	1,558,235	1,418,122	1,282,845	1,190,000	1,120,000

NOTES:

1. FY08 Municipal Loan for 4200 International Low Pro Dump/Plow Truck:
Payment of principal @ \$8,000 per year over 5 years. Interest at 2% per year on unpaid principal balance.
Final payment to the State of Vermont is due 6/30/2012.
2. FY08 Lease with option to purchase for two International Dump/Plow trucks:
Purchase agreement payable to Kansas State Bank. There is an initial down payment of \$65,000 due 7/5/08 then annual principal and interest payments of \$45,760 due July 15th of each year.
Annual interest averages 4.69% over the life of the lease. Final payment of the lease is due July 15, 2012.
3. FY09 Lease with option to purchase for 2008 Volvo Wheel Loader:
Purchase agreement payable to Kansas State Bank. There is an annual payment of \$24,145 due 6/1/10 then annual principal and interest payments of \$24,145 due June 1 of each year.
Annual interest averages 5.69% over the life of the lease. Final payment of the lease is due June 1, 2014.
4. FY11 Emergency Services Facility Bond Payments:
Upon completion of construction, a twenty (20) year bond for the full construction costs including the interest on the Bond Anticipation Note (BAN) was executed in the authorized amount of 2.1 million dollars (East Montpelier 2/3 share = \$1,400,000; Calais 1/3 share = \$700,000). Beginning in FY12, the principal payment will be constant (\$105,000 total; East Montpelier 2/3 share = \$70,000). However, the interest payment will reduce each year to reflect the reducing principal amount resulting in a reducing total payment for the remainder of the 20 years. Payments are made twice a year.

TOWN OF EAST MONTPELIER REVENUES

CASH & RECEIPTS

AVAILABLE CASH ON HAND:

NON-TAX RECEIPTS:

	Budget FY10 (7/1/09- 6/30/10)	Actual FY10 (7/1/09- 6/30/10)	Over (Under) FY10	Budget FY11 (7/1/10- 6/30/11)	Proposed Budget FY12 (7/11-6/12)	Change from FY11 Budget Increase (Decrease)	Change fr. FY11 Budget (+/-) %
AVAILABLE CASH ON HAND:	\$ 43,836.00	43,836.00	0.00	55,000.00	95,000.00	40,000.00	72.7%
NON-TAX RECEIPTS:							
Dog licenses	2,600.00	2,539.00	(61.00)	2,600.00	2,600.00		
Excess Weight Fees	0.00	455.00	455.00		400.00		
Liquor licenses	150.00	150.00	0.00	150.00	150.00		
Recording/copy fees	18,000.00	26,985.00	8,985.00	20,000.00	20,000.00		
School Share town expenses	8,500.00	8,500.00	0.00	9,000.00	9,000.00		
Vault fees	7,000.00	4,052.53	(2,947.47)	5,000.00	5,000.00		
Zoning fees	7,500.00	8,014.30	514.30	7,000.00	7,000.00		
Total Fees ans Licenses	43,750.00	50,695.83	6,945.83	43,750.00	44,150.00	400.00	0.9%
Ancient Road Reimbursement	0.00	597.00	597.00	0.00	0.00		
Center Road Structures Grant 2009	108,000.00	0.00	(108,000.00)	0.00	0.00		
Paving Grant Towne Hill Road	120,000.00	0.00	(120,000.00)	0.00	0.00		
EM Energy Efficiency Grant	0.00	450.00	450.00	0.00	0.00		
Lister's Grant Education	0.00	394.89	394.89	0.00	0.00		
PZ Municipal Planning Grant		800.00	800.00		0.00		
Total Grants	228,000.00	2,241.89	(225,758.11)	0.00	0.00	0.00	N/A
July Storm		359.16	359.16		0.00		
Current use hold harmless	60,000.00	56,380.00	(3,620.00)	60,000.00	60,000.00		
Green Up	225.00	0.00	(225.00)	225.00	225.00		
State aid highways	113,000.00	124,992.77	11,992.77	130,000.00	130,000.00		
ANR Pilot Program	1,000.00	0.00	(1,000.00)	1,000.00	1,000.00		
General State Building Pilot Program ..	3,000.00	3,600.00	600.00	3,000.00	3,000.00		
Traffic fines	13,000.00	15,566.90	2,566.90	13,000.00	13,000.00		
Wastewater Study		2,048.47	2,048.47		0.00		
Total Reimbursements	190,225.00	202,947.30	12,722.30	207,225.00	207,225.00	0.00	0.0%

Interest/sweep account	5,000.00	1,121.84	(3,878.16)	500.00	500.00	
Miscellaneous income	100.00	1,258.60	1,158.60	100.00	100.00	
Total Other	5,100.00	2,380.44	(2,719.56)	600.00	600.00	0.0%
Interest on Delinquent Taxes	10,500.00	10,633.66	133.66	10,000.00	10,000.00	
Penalty on Delinquent Taxes	15,000.00	11,280.77	(3,719.23)	10,000.00	10,000.00	
Interest on Late Taxes	0.00	1,149.13	1,149.13	1,000.00	1,000.00	
Education Retention Fees	4,000.00	6,811.41	2,811.41	4,000.00	4,000.00	
Total Tax Related Charges	29,500.00	29,874.97	374.97	25,000.00	25,000.00	0.0%
TOTAL NON-TAX RECEIPTS	496,575.00	288,140.43	(208,434.57)	276,575.00	276,975.00	0.1%
TAXES:						
Current Taxes:						
Selectboard Budget	1,059,804.43					5.8%
Other Money Articles	188,096.00					0.2%
Total Current Taxes	1,247,900.43	1,036,814.95	(211,085.48)	1,415,663.15	1,482,951.05	4.8%
Delinquent Taxes:						
Current Year		87,333.61				
Prior Years		54,700.35				
Total Delinquent Taxes:		142,033.96	142,033.96			
TOTAL TAXES	1,247,900.43	1,178,848.91	(69,051.52)	1,415,663.15	1,482,951.05	4.8%
GRAND TOTAL CASH & RECEIPTS .	1,788,311.43	1,510,825.34	(277,486.09)	1,747,238.15	1,854,926.05	6.2%

See page 27 for Town Budget Summary

TOWN OF EAST MONTPELIER EXPENDITURES

EXPENDITURES	FY10 Budget (7/1/09- 6/30/10)	FY11 Actual (7/1/09- 6/30/10)	Under (Over) FY10	FY11 Budget (7/1/10- 6/30/11)	FY12 Proposed Budget (7/11-6/12)	Change from FY11 Budget Increase (Decrease)	Change fr. FY11 Budget (+/-) %
GENERAL EXPENSES:							
Town Officers							
Town Clerk/Treasurer	38,000.00	37,130.21	869.79	37,142.00	38,700.00		
Assistant Town Clerk/Treasurer	24,500.00	24,055.62	444.38	24,580.00	26,800.00		
Health Officer	1,000.00	1,000.00	0.00	1,000.00	1,000.00		
Selectboard Assistance					14,250.00		
Municipal Administrative Assistant	16,000.00	11,251.88	4,748.12	16,000.00	0.00		
Selectboard	2,500.00	2,500.00	0.00	3,750.00	5,500.00		
Town Administrator	38,000.00	38,525.12	(525.12)	39,140.00	40,000.00		
Delinquent Tax Collector	15,000.00	10,856.62	4,143.38	10,000.00	10,000.00		
Assistant Town Clerk II	2,500.00	-	2,500.00	2,500.00	2,500.00		
Salary & Wage Increase Pool			0.00	4,100.00	0.00		
Total Town Officers	137,500.00	125,319.45	12,180.55	138,212.00	138,750.00	538.00	0.4%
Employee Benefits/Insurances							
Social Security/Medicare	25,500.00	26,991.67	(1,491.67)	26,000.00	28,750.00		
Municipal Retirement	17,000.00	13,854.62	3,145.38	16,800.00	19,600.00		
Unemployment	3,024.00	2,168.00	856.00	3,000.00	4,500.00		
Health Insurance	50,000.00	56,164.34	(6,164.34)	63,700.00	56,100.00		
Long Term Disability	1,330.00	1,227.13	102.87	1,600.00	1,600.00		
Town Liability Insurance	6,500.00	5,339.93	1,160.07	5,200.00	4,700.00		
Workers Compensation	20,710.00	18,026.56	2,683.44	20,000.00	12,000.00		
Benefits Pool for Increases				1,150.00	0.00		
Total Employee Benefits/ Insurances ...	124,064.00	123,772.25	291.75	137,450.00	127,250.00	(10,200.00)	-7.4%

Law Enforcement Expenses					
Community Advisory Board	100.00	100.00	0.00	100.00	100.00
Vermont State Police	24,000.00	22,594.86	1,405.14	25,700.00	26,000.00
Total Law Enforcement	24,100.00	22,694.86	1,405.14	25,800.00	26,100.00
					300.00
					1.2%
Professional Fees					
Additional Services	2,000.00	0.00	2,000.00	400.00	400.00
Contracted Payroll Services	5,000.00	3,055.62	1,944.38	5,150.00	5,300.00
External Audit	10,000.00	12,650.68	(2,650.68)	12,700.00	12,700.00
Legal Fees	2,000.00	5,189.92	(3,189.92)	4,000.00	8,000.00
Total Professional Fees	19,000.00	20,896.22	(1,896.22)	22,250.00	26,400.00
					4,150.00
					18.7%
Selectboard Budget					
Municipal Building					
Custodial	2,500.00	2,422.00	78.00	2,500.00	2,600.00
Electricity	2,200.00	2,003.66	196.34	2,200.00	2,400.00
General Expenses	540.00	655.69	(115.69)	750.00	1,000.00
Ground Maintenance/Landscaping	1,000.00	835.97	164.03	1,000.00	1,000.00
Heating Fuel	5,500.00	1,884.50	3,615.50	5,000.00	5,000.00
Repairs/Maintenance	2,500.00	1,247.39	1,252.61	2,000.00	3,000.00
Rubbish/Recycling	500.00	0.00	500.00	0.00	0.00
Security	1,500.00	0.00	1,500.00	1,000.00	2,500.00
Telephone	2,250.00	2,160.52	89.48	2,250.00	2,500.00
Water (Crystal Springs)	900.00	739.53	160.47	1,000.00	1,000.00
Total Municipal Building	19,390.00	11,949.26	7,440.74	17,700.00	21,000.00
					3,300.00
					18.6%
Municipal Operations					
Advertising	2,000.00	1,939.09	60.91	2,600.00	2,500.00
Copier Lease	3,000.00	2,521.85	478.15	3,100.00	3,000.00
Education/Seminars - BCA, HO, Others	150.00	55.00	95.00	150.00	150.00
Education/Seminars - SB, TA	500.00	760.00	(260.00)	500.00	500.00

EXPENDITURES *(continued)*

	FY10 Budget	FY10 Actual	Under (Over)	FY11 Budget	Proposed FY12 Budget	Increase (Decrease)	Change (+/-) %
Equipment Purchases (over \$200)	1,500.00	1,355.89	144.11	1,500.00	2,000.00		
Gifts/Special Occasions	500.00	50.88	449.12	300.00	300.00		
Mileage/Travel Expense	250.00	474.95	(224.95)	500.00	500.00		
Mowing Recreation Field					3,000.00		
Off Premise Record Storage	1,000.00	840.00	160.00	1,000.00	1,000.00		
Office Supplies	4,000.00	4,301.90	(301.90)	5,000.00	5,500.00		
Postage	3,000.00	3,060.96	(60.96)	3,200.00	3,900.00		
Printing	0.00	399.20	(399.20)	800.00	800.00		
Property and Casualty Insurance	12,500.00	15,340.51	(2,840.51)	14,955.00	15,000.00		
Street Lights	4,200.00	4,763.87	(563.87)	4,300.00	4,500.00		
Subscriptions/Memberships	100.00	115.00	(15.00)	100.00	100.00		
Total Municipal Operations	32,700.00	35,979.10	(3,279.10)	38,005.00	42,750.00	4,745.00	12.5%
Loans and Interest							
Bond Interest for ESF (20-year)				38,124.00	52,400.00		
Bond Principal for ESF					70,000.00		
'07 4200 Int Dump Truck Loan	8,480.00	8,480.00	0.00	8,320.00	8,320.00		
Truck Leases - 2, 10 Wheel Dump	45,759.88	45,759.88	0.00	45,760.00	45,760.00		
'09 Volvo Loader	0.00	24,144.52	(24,144.52)	24,145.00	24,145.00		
Tax Anticipation Interest	5,000.00	708.88	4,291.12	1,000.00	1,000.00		
Total Loans and Interest	59,239.88	79,093.28	(19,853.40)	117,349.00	201,625.00	84,276.00	71.8%
Municipal Obligations							
Local Agreement Tax (educ. portion) ...	8,500.00	0.00	8,500.00	17,242.00	17,242.00		
Total Municipal Obligations	8,500.00	0.00	8,500.00	17,242.00	17,242.00	0.00	0.0%
Computers							
Computers/ Office							

Equipment/Hardware Purchases	2,000.00	2,842.87	(842.87)	1,800.00	3,000.00	
General Services/Maintenance	4,000.00	7,756.92	(3,756.92)	10,600.00	2,000.00	
Software	2,500.00	794.00	1,706.00	850.00	1,500.00	
Total Computer	8,500.00	11,393.79	(2,893.79)	13,250.00	6,500.00	(6,750.00)
Constable & Animal Control						-50.9%
Animal Control Officers Stipend	1,000.00	1,000.00	0.00	1,000.00	1,500.00	
Constables Stipend	1,000.00	1,000.00	0.00	1,000.00	1,500.00	
Dues/Subscriptions/Memberships	50.00	0.00	50.00	50.00	50.00	
Education/Seminars	150.00	0.00	150.00	150.00	150.00	
Equipment/Supplies	200.00	41.95	158.05	100.00	650.00	
Health/Medical	700.00	0.00	700.00	800.00	0.00	
Mileage/Expenses	450.00	241.51	208.49	500.00	600.00	
Total Constable & Animal Control	3,550.00	2,283.46	1,266.54	3,600.00	4,450.00	850.00
Town Clerk Budget						23.6%
Advertising	1,160.00	1,048.40	111.60	1,400.00	1,400.00	
Ballot Clerks/Election Workers	560.00	676.94	(116.94)	1,400.00	500.00	
Dog Licensing - tags and licenses	330.00	171.65	158.35	200.00	200.00	
Dues/Subscriptions/Memberships	200.00	227.60	(27.60)	200.00	200.00	
Education/Seminars	500.00	165.00	335.00	300.00	500.00	
Election Equipment	2,300.00	1,724.41	575.59	3,800.00	2,000.00	
Mileage/Travel Expense	600.00	583.70	16.30	700.00	750.00	
Postage	0	26.30	(26.30)	0.00	0.00	
Printing Special Forms	1,020.00	123.93	896.07	500.00	500.00	
Record Restoration/Preservation	3,200.00	0.00	3,200.00	3,200.00	3,200.00	
Supplies/Miscellaneous	0	232.69	(232.69)	1,200.00	1,200.00	
Town Record Supplies		1,680.27	(1,680.27)	700.00	700.00	
Town Record Maintenance/Vault Expenses	1,854.00	1,355.47	498.53	2,100.00	2,100.00	
Total Town Mtg./Elec.	11,724.00	8,016.36	3,707.64	15,700.00	13,250.00	(2,450.00)
						-15.6%

EXPENDITURES <i>(continued)</i>	FY10 Budget	FY10 Actual	Under (Over)	FY11 Budget	Proposed FY12 Budget	Increase (Decrease)	Change (+/-) %
Planning and Zoning							
Advertising & Media	800.00	1,080.10	(280.10)	1,000.00	1,100.00		
Education/Seminars	400.00	975.00	(575.00)	800.00	650.00		
Maps and Supplies	200.00	160.99	39.01	200.00	200.00		
Mileage	1,000.00	199.10	800.90	800.00	500.00		
Planning Commission Recording Secretary	1,500.00	1,197.00	303.00	1,200.00	1,500.00		
Postage	100.00	243.32	(143.32)	100.00	0.00		
Zoning Administrator Payroll	22,900.00	22,638.05	261.95	22,900.00	20,500.00		
DRB/Zoning Board of Adjustment	500.00	0.00	500.00	1,200.00	500.00		
Total Planning and Zoning Expenses ...	27,400.00	26,493.56	906.44	28,200.00	24,950.00	(3,250.00)	-11.5%
Town Auditors							
Internal Audit (Town Auditors)	5,500.00	3,090.00	2,410.00	6,200.00	6,650.00		
Education/Seminars	105.00	0.00	105.00	700.00	250.00		
Town Report Printing and Mailing	5,000.00	4,068.77	931.23	5,000.00	5,000.00		
Total Town Auditors Expenses	10,605.00	7,158.77	3,446.23	11,900.00	11,900.00	0.00	0.0%
Listers							
Listers Payroll	15,600.00	22,711.89	(7,111.89)	19,500.00	28,000.00		
Dues/Subscriptions/Memberships	1,448.00	52.95	1,395.05	0.00	55.00		
Education/Seminars	600.00	535.00	65.00	1,000.00	1,000.00		
M&S CAMA software				0.00	400.00		
Media/Advertising	500.00	0.00	500.00	0.00	350.00		
Mileage/Misc	750.00	536.07	213.93	500.00	1,000.00		
Postage & Supplies	1,000.00	62.32	937.68	500.00	0.00		
Services	0.00	201.89	(201.89)	500.00	500.00		
Tax Map Maintenance	1,800.00	1,800.00	0.00	2,500.00	2,400.00		
Tax Map - NEMRC		-	0.00	400.00	0.00		
Total Lister Expenses	21,698.00	25,900.12	(4,202.12)	24,900.00	33,705.00	8,805.00	35.4%

Dues and Fees

Ambulance Service	65,545.00	65,545.00	0.00	95,542.00	95,542.00
CV Economic Development	900.00	900.00	0.00	900.00	900.00
CV Regional Planning Commission	2,556.45	2,556.45	0.00	2,825.55	2,825.55
CV Solid Waste Mgt. Dist.	8,373.10	8,373.10	0.00	8,373.10	5,430.00
CV Humane Society	1,040.00	0.00	1,040.00	0.00	0.00
Northern Vermont Resource Council ..	75.00	75.00	0.00	75.00	75.00
State Education Tax Reconciliation	8,000.00	8,000.00	8,000.00	8,000.00	8,000.00
VT. League Cities & Towns	2,873.00	2,873.00	0.00	3,279.00	3,376.00
Washington County Court Expense	23,857.00	23,857.00	0.00	22,515.00	18,705.00
Wrightsville Beach Dist.	1,500.00	1,328.50	171.50	1,350.50	1,350.50
Total Dues & Fees	114,719.55	105,508.05	9,211.50	142,860.15	136,204.05
					(6,656.10)

-4.7%

Budget Requests

Fire Department	104,400.00	104,400.00	0.00	98,096.00	98,096.00
Recreation Board	3,000.00	3,000.00	0.00	3,000.00	3,000.00
Total Budget Requests	107,400.00	107,400.00	0.00	101,096.00	101,096.00
					0.00
TOTAL GENERAL EXPENSES	730,090.43	713,858.53	16,231.90	855,514.15	933,172.05
					77,657.90

0.0%

9.1%

GRANTS AND SPECIAL PROJECTS

Ancient Roads Grant	475.30	475.30	(475.30)		
EMEC - Energy Committee			0.00	3,320.00	0.00
EMSLI project - Munic Plan	37.80	37.80	(37.80)		0.00
Center Road structures Grant 2008	0.00	0.00	120,000.00		0.00
Geologic Mapping	6,000.00	6,000.00	0.00		0.00
Paving Project - Towne Hill Road	134,000.00	0.00	134,000.00	0.00	0.00
Transportation Enhancement Grant					2,500.00
TOTAL GRANTS & SPECIAL PROJECTS	260,000.00	6,513.10	253,486.90	3,320.00	2,500.00
					(820.00)

-24.7%

**see revenue sheet for Grants

EXPENDITURES *(continued)***HIGHWAY BUDGET****Highway Operations**

	FY10 Budget	FY10 Actual	Under (Over)	FY11 Budget	Proposed FY12 Budget	Increase (Decrease)	Change (+/-) %
Chloride	22,000.00	16,705.77	5,294.23	22,000.00	24,000.00		
Crack Sealant	15,000.00	12,000.00	3,000.00	15,000.00	15,000.00		
Culverts	6,500.00	6,300.07	199.93	6,500.00	6,800.00		
Diesel	50,000.00	42,025.91	7,974.09	50,000.00	52,000.00		
Education/Seminars-Highway Personnel	500.00	260.00	240.00	700.00	600.00		
Equipment Rentals	7,500.00	1,226.15	6,273.85	7,500.00	5,000.00		
General Supplies	14,000.00	5,115.51	8,884.49	14,000.00	14,000.00		
Gravel	95,000.00	64,069.43	30,930.57	95,000.00	97,000.00		
Green Up Expenses	625.00	796.75	(171.75)	625.00	625.00		
Guardrails	7,000.00	2,250.00	4,750.00	7,000.00	7,000.00		
Haz Mat disposal	650.00	721.86	(71.86)	700.00	700.00		
Mileage/Reimbursements	0.00	42.90	(42.90)	0.00	0.00		
Pavement Management	5,000.00	1,196.10	3,803.90	7,500.00	3,000.00		
Pavement Markings	7,500.00	0.00	7,500.00	7,500.00	5,000.00		
Reciprocal Road Maintenance	1,250.00	1,250.00	0.00	1,250.00	1,300.00		
Road Fabric	4,000.00	2,022.94	1,977.06	4,000.00	4,000.00		
Roadside Mowing	5,500.00	5,300.00	200.00	5,500.00	5,700.00		
Salt	50,000.00	48,996.62	1,003.38	55,000.00	57,000.00		
Sand	75,000.00	63,381.00	11,619.00	77,000.00	78,000.00		
Signs	1,500.00	1,311.11	188.89	1,500.00	6,800.00		
Stabilization Fabric	2,200.00	1,149.99	1,050.01	2,200.00	2,200.00		
Uniforms	3,200.00	3,094.47	105.53	3,200.00	3,400.00		
Weather Reporting	2,000.00	1,494.00	506.00	2,200.00	2,200.00		
Total Highway/ Operation Expenses ...	375,925.00	280,710.58	95,214.42	385,875.00	391,325.00	5,450.00	1.4%

Town Garage Expenses

Electricity	1,800.00	1,739.82	60.18	2,000.00	2,100.00
General Expenses	1,600.00	192.43	1,407.57	1,600.00	1,600.00
Heating Fuel	8,400.00	4,688.92	3,711.08	8,500.00	8,200.00
Bldg Repairs and Maintenance	1,000.00	939.95	60.05	1,000.00	1,100.00
Rubbish	1,300.00	1,355.12	(55.12)	1,400.00	1,500.00
Security	2,500.00	290.00	2,210.00	1,000.00	1,200.00
Telephone/Communications	2,600.00	1,985.45	614.55	2,700.00	2,700.00
Total Garage Expenses	19,200.00	11,191.69	8,008.31	18,200.00	18,400.00
					1.1 %

Vehicle Equipment/ Repairs

Vehicle-Gas/Oil/Grease	5,606.14	(5,606.14)			
Vehicle - Maint/Supplies/Equipment	4,544.37	(4,544.37)			
Vehicle - Plows/Blades	4,796.06	(4,796.06)			
Vehicle - Tires/Chains	4,392.03	(4,392.03)			
'05 International Dump Truck	11,832.60	(11,832.60)			
'06 John Deere Grader	500.76	(500.76)			
'07 International Dump Truck	3,747.61	(3,747.61)			
'08 International Dump Truck	1,078.07	(1,078.07)			
'08 International Dump Truck	780.17	(780.17)			
'08 Volvo Loader	2,214.33	(2,214.33)			
'02 International Dump Truck	0.00	0.00			
'02 Chev Pickup	13,716.00	(13,716.00)			
'82 Ford Chloride Truck	223.50	(223.50)			
'85 Case Excavator	283.03	(283.03)			
'88 John Deere Backhoe	26.62	(26.62)			
98' MorBark Brush Chipper	0.00	0.00			
York Rake	0.00	0.00			
Total Equipment Repairs	40,000.00	53,741.29	(13,741.29)	40,000.00	40,000.00
					0.0 %

EXPENDITURES (continued)**Highway Labor**

	FY10 Budget	FY10 Actual	Under (Over)	FY11 Budget	Proposed FY12 Budget	Increase (Decrease)	Change (+/-) %
Summer	84,000.00	81,513.54	2,486.46	82,000.00	96,300.00		
Winter	91,000.00	86,352.71	4,647.29	89,000.00	104,500.00		
Wage Increase Pool				5,150.00	0.00		
Total Labor Highway Budget	175,000.00	167,866.25	7,133.75	176,150.00	200,800.00	24,650.00	14.0%
TOTAL HIGHWAY BUDGET	610,125.00	513,509.81	96,615.19	620,225.00	650,525.00	30,300.00	4.9%
TOTAL SELECTBOARD BUDGET ...	1,600,215.43	1,233,881.44	366,333.99	1,479,059.15	1,586,197.05	107,137.90	7.2%

Voted Articles

Capital Reserve Fund	127,500.00	127,500.00	0.00	38,400.00	200,000.00		
Paving (Article 4)				136,600.00	0.00		
New Truck (Article 5)				25,000.00	0.00		
Cemetery Commission	10,900.00	10,900.00	0.00	9,000.00	9,000.00		
Four Corners Schoolhouse	3,200.00	3,200.00	0.00	3,900.00	3,900.00		
Kellogg-Hubbard Library	32,296.00	32,296.00	0.00	32,296.00	32,296.00		
Commuter Bus Service along Route 2 ..				8,333.00	8,333.00		
Total Voted Articles	173,896.00	173,896.00	0.00	253,529.00	253,529.00	0.00	0.0%

Funding Requests

Battered Women's Services and Shelter ..	675.00	675.00	0.00	675.00	675.00		
Central Vermont Community Action ...	400.00	400.00	0.00	400.00	400.00		
Central Vermont Community Land Trust			0.00	150.00	150.00		
Central Vermont Council on Aging	1,500.00	1,500.00	0.00	1,500.00	1,500.00		
Central Vermont Home Health Hospice ..	3,000.00	3,000.00	0.00	3,200.00	3,200.00		
Central Vermont Memorial Civic Center			0.00	250.00	300.00		
Community Connections	2,500.00	2,500.00	0.00	2,500.00	2,500.00		
Family Center of Washington County ..	500.00	500.00	0.00	500.00	500.00		
Friends of the Winooski River					150.00		
Green Mountain Transit	1,300.00	1,300.00	0.00	1,300.00	1,300.00		

Green-up Vermont	100.00	100.00	0.00	150.00	150.00	
Montpelier Senior Center			0.00		200.00	
Onion River Food Shelf Inc.	500.00	500.00	0.00	600.00	600.00	
People's Health & Wellness Clinic, Inc.	950.00	950.00	0.00	950.00	950.00	
Prevent Child Abuse of Vermont	250.00	250.00	0.00		250.00	
Project Independence	250.00	250.00	0.00			
Retired & Senior Volunteer Program ...	275.00	275.00	0.00	275.00	275.00	
Sexual Assault Crisis Team	200.00	200.00	0.00	200.00	200.00	
Twin Valley Seniors, Inc.	400.00	400.00	0.00	500.00	500.00	
U-32 Project Graduation	200.00	200.00	0.00	300.00	300.00	
VT Assoc for Blind & Visually Impaired	100.00	100.00	0.00	100.00	150.00	
Vermont Cares	150.00	150.00	0.00			
Vermont Center for Independent Living .	200.00	200.00	0.00	200.00	200.00	
Washington County Diversion Program .	350.00	350.00	0.00	350.00	350.00	
Wash. County Youth Service Bureau ...	400.00	400.00	0.00	400.00	400.00	
Total Funding Requests	14,200.00	14,200.00	0.00	14,650.00	15,200.00	3.8%
Total Voted Articles & Funding Requests	188,096.00	188,096.00	0.00	268,179.00	268,729.00	0.2%
GRAND TOTAL TOWN EXPENSES ..	1,788,311.43	1,421,977.44	366,333.99	1,747,238.15	1,854,926.05	6.2%

TOWN BUDGET SUMMARY						
	FY08: 7/07-6/08	FY09: 7/08-6/09	FY10: 7/09-6/10	FY11: 7/10-6/11	FY12: 7/11-6/12	
Selectboard w/o Voted Articles	1,512,860.24	1,631,531.00	1,591,715.43	1,479,059.15	1,586,197.05	
Less: Cash on Hand	36,405.27	81,810.00	43,836.00	55,000.00	95,000.00	
Subtotal	1,476,454.97	1,549,721.00	1,547,879.43	1,424,059.15	1,491,197.05	
Less: Proposed Non-Tax Receipts	425,841.00	619,767.37	496,575.00	276,575.00	276,975.00	
Municipal Proposed for Tax w/o Articles ...	1,050,613.97	929,953.63	1,051,304.43	1,147,484.15	1,214,222.05	
Plus: Voted Articles	201,885.00	198,721.00	196,596.00	268,179.00	268,729.00	
Total Town Current Taxes	\$1,252,498.97	1,128,674.63	1,247,900.43	1,415,663.15	1,482,951.05	

TOWN SALARIES AND BENEFITS SUMMARY

OFFICE	FY10 Salary	Salary & Benefits **
Bookmyer-Baker, Dina	12,766.27	13,811.25
Brown, Denise	24,055.62	32,610.24
Carpenter, Renée	10,464.38	11,264.98
Clayton, Putnam: Auditor, Lister	2,769.75	2,981.62
Conti, Teresa	37,130.21	44,028.39
Crouse, Kelly	50.00	53.83
Fillion, Deborah: Auditor, Lister Ass't. ...	9,562.88	10,294.44
Flynn, Kristi	1,197.00	1,288.59
Gramer, Karen	10,856.62	11,687.15
Hazel, Ross	16,998.76	18,299.21
Johnson, C. Bruce	9,871.78	11,062.69
Kleman, Craig	38,525.12	45,284.67
Lamica, Jeanne	10,280.00	12,351.83
McAllister, Stacy	921.88	992.40
Staples, Cherie	768.00	826.75
	186,218.27	216,838.04
HIGHWAY		
Blow, Gordon	202.50	218.00
Boyd, Michael	1,090.50	2,598.02
Brazier, Thomas	3,562.50	3,835.05
Campbell, Bruce	36,884.96	47,769.87
Campbell, Frank	48,448.10	71,135.19
Fitch, Bruce	892.50	960.79
Hill, Peter	247.50	266.45
Lorden, Kenneth	43,095.19	59,106.96
Metevier, Ronald	33,442.50	48,930.32
	167,866.25	234,820.65
OTHER *		
Chickering, Robert	500.00	538.25
Conti, Sandy	1,000.00	1,076.50
Grundy, Dave	1,000.00	1,076.50
Haynes, Paul	500.00	538.25
Hill, Peter	500.00	538.25
Morse, Elliott	500.00	538.25
Phillips, Tracy	500.00	538.25
Welch, Donald	500.00	538.25
Wells, Duane	500.00	538.25
	5,500.00	5,920.75
CEMETERY		
Hill, Howard	136.70	136.70
Morse, Elliott	3,675.55	3,956.73
Ploof, Allen	1,392.00	1,498.49
	5,204.25	5,591.92
FY10 TOTALS	\$364,788.77	\$463,171.36 **

* Does not include \$676.94 paid to Election Workers.

** Benefits include Town share of FICA (Social Security), Medicare, Retirement, Health Insurance, Long-Term Disability. In addition, some Town employees are covered by Workers Compensation (\$18,026.56 paid in FY10) and Unemployment Insurance (\$2,168.00 paid in FY10).

CASH/FUND BALANCE RECONCILIATION

Actual Revenues & Expenses:	FY09	FY10
Beginning Balance	152,770.07	190,012.56
Total Revenues *	1,760,693.00	1,466,907.55
Total Expenses	(1,723,450.51)	(1,421,977.44)
Ending Balance	\$190,012.56	\$234,942.67
June 30, Assets:		
Cash Drawer	125.00	125.00
Minimum Balance for Sweep Account	27,000.00	27,000.00
Money Market Sweep Account **	170,962.86	221,181.43
Total Cash Assets	\$198,087.86	\$248,306.43
Cash/Fund Balance Reconciliation:		
Total Cash	198,087.86	248,306.43
Less Taxes Owed to School	0.00	0.00
Transfer into & out of Special Accounts		
EMFD Painting Fund	(6,667.00)	(4,904.15)
Geo Mapping		(6,000.00)
Special Bridge & Culvert Fund **	0.00	<i>see note</i>
Total Transfers into & out of Spec Accts	(6,667.00)	(10,904.15)
Liabilities		
Credits Due To Taxpayers	0.00	253.20
Accounts Payable	(939.80)	(146.36)
State Tax Payments	0.00	48.52
VLCT Health Trust		(712.52)
AFLAC		180.61
Long Term Disability		91.44
Marriage License & Civil Unions	(210.00)	(175.00)
Hunting and Fishing License	(51.50)	(88.50)
Rabies Fees	177.00	(258.00)
Spay/Neuter Fee	(384.00)	(1,653.00)
Total Liabilities	(1,408.30)	(2,459.61)
Reconciled Cash Assets	\$190,012.56	\$234,942.67
Breakdown of Reconciled Cash Assets:		
Cash Drawer	125.00	125.00
Minimum Balance for Sweep Account	27,000.00	27,000.00
Taxes Paid in Advance	0.00	0.00
Available Cash on Hand ***	162,887.77	207,817.67
Fund Balance	\$190,012.77	\$234,942.67

Notes:

* Total Revenues reduced by \$81.97 FY11 revenue posted to FY10.

** Town's General Ledger balance shows \$1,031.63 more than the Bank Statement balance because Emergency Service Facility funds due to the Town were transferred on June 21, 2010, to the Special Bridge and Culvert Projects Reserve Fund in error; this amount needs to be transferred to the Town Checking Account in order to reconcile.

*** \$55,000 of the Available Cash on Hand was applied to the beginning balance on the revenue sheet of the FY11 budget; \$95,000 has been applied to proposed FY12 budget (see page 16).

EAST MONTPELIER FY10 TAXES RAISED

Base Tax Rates:

School - Homestead	\$ 1.2467
School - Non-Residential	\$ 1.3167
Town	\$ 0.4363
Local Agreement	\$ 0.0056

Total Homestead Tax Rate **\$ 1.6886**

Total Non-Residential Rate **\$ 1.7586**

Values as originally billed:

Municipal Grand List	\$ 2,835,794.50
Homestead Edu. Grand List	2,179,616.50
Non-Residential Edu. Grand List	666,968.35



Taxes to be raised (as billed)

at Town Tax Rate:	$0.4363 \times 2,835,794.50 =$	1,237,257.29
at Local Agreemt Rate:	$0.0056 \times 2,835,794.50 =$	15,880.60
at Homestead Tax Rate:	$1.2467 \times 2,172,879.50 =$	2,708,928.91
at Non-Res. Tax Rate:	$1.3167 \times 666,378.35 =$	877,420.38

TOTAL* **\$ 4,839,536.58**



FY2010 TAXES as of 5/17/10

Collected	4,632,576.34
Uncollected FY10 taxes as of 5/17/10	208,639.09
TOTAL*	<u><u>\$ 4,841,215.43</u></u>



2010 EDUCATION TAX BREAKDOWN

Total Due School **\$3,620,930.64**

Town payments to schools:

EMES: $\$1,315,231.78 + \text{U32: } \$1,552,071.00 =$	2,867,302.78
State adjustment payments	753,627.86
Total education tax paid	<u><u>3,620,930.64</u></u>
Balance due school district (within 120 days)	<u><u>0.00</u></u>

** Difference between taxes billed and taxes collected is due to Late HS-122 penalties, small adjustments, and rounding.*

DELINQUENT TAXES

Tax Year	Taxes Due July 1, 2009	Paid In FY10	Abated FY10	Balance Due June 30, 2010
2006.....	408	408	0	0
FY07	83	83	0	0
FY08	6,931	6,886	45	0
Unreconciled Amt.....		47		(47)
FY09	98,407	79,910	815	17,682
	<u>\$105,829</u>	<u>87,334</u>	<u>860</u>	<u>17,635</u>
FY10 Del. Taxes Submitted to Collector on 5/19/10*	208,639	54,700	0	153,939
	<u>\$314,468</u>	<u>\$142,034</u>	<u>\$860</u>	<u>\$171,574</u>
Interest on Delinquent Tax**		10,634		
Total Delinquent Taxes and Interest collected in FY10		<u>\$152,668</u>		

* FY10 beginning balance adjusted to include \$1,454.73
November tax payment returned for insufficient funds
but not posted to Tax Administration account.

** Does not include Late Interest (see Taxpayer Note on page 47)



REPORT OF COLLECTOR OF DELINQUENT TAXES

It is the responsibility of the Collector of Delinquent Taxes to collect delinquent taxes or establish mutually agreeable written payment plans balancing the taxpayers' ability to pay along with the town's need for revenue. During these difficult economic times, the numbers of delinquent taxpayers are increasing. If necessary, formal action including tax sale of the property is conducted. After May 15th of each year, the Treasurer submits to me the Warrant and list of delinquent taxpayers for collection. Taxpayers are notified monthly via US mail of their delinquent accounts. Detailed Collection Reports are submitted biweekly to the Town, and frequent meetings with the Treasurer and monthly reconciliations ensure accurate financial calculation and recordation of delinquent taxes. If you have questions or concerns about the delinquent tax process, please do not hesitate to contact me.

— KAREN M. GRAMER
Collector of Delinquent Taxes

PASS-THROUGH ACCOUNTS

Dog State Rabies Program	\$503.00
State Dog Spay / Neuter Program	\$1,473.00
Marriage and Civil Union Licenses	\$630.00
Fish & Wildlife	\$631.50

(Pass-through funds are fees collected by the Town and paid to the State.)

TOWN AND FIDUCIARY FUNDS SUMMARY

The Town and Fiduciary Funds are held in separate accounts. These funds may be spent only for the specific purposes for which they were intended and are not available for the general expenses of the Town. Town Funds are raised by taxes. Fiduciary Funds come from various sources. Any monies provided from tax revenues as voted at Town Meeting are noted accordingly. *(See account activity below.)*

Town Funds: Special Bridge and Culvert Projects Reserve Fund, Land Conservation Fund, Capital Reserve Fund.

Fiduciary Funds: Grand List Reappraisal Fund, Veterans Memorial Fund, East Montpelier Fireworks Fund, Carlton C. Smith Recreational Fund, Town Forest Fund, Document Restoration Fund (previously called the Sesquicentennial Fund), Sandy Pines Community Development Fund, Cemetery Funds.

SPECIAL BRIDGE AND CULVERT PROJECTS RESERVE FUND

Beginning Balance – July 1, 2009	\$ 1,159.06
Adjustment	1.17
2010 Interest Paid	1.21
ESF Funds Due to Town (interfund transfer error)	1,031.63
Bank Balance – June 30, 2010	\$ 2,191.90
ESF funds due to Town; Deposited in this account by error	(1,031.63)
Adjusted Ending Balance	<u><u>\$1,160.27</u></u>

LAND CONSERVATION FUND

Beginning Balance – July 1, 2009	\$ 26,689.32
Income: CD Interest	199.29
Income: Savings Interest	1.52
Ending Balance – June 30, 2010	<u><u>\$26,890.13</u></u>

EMERGENCY SERVICES FUND

Beginning Balance – July 1, 2009	\$32,979.40
Interest Pd in FY10	22,238.68
Bond Proceeds	2,100,000.00
Expenses	(1,999,708.13)
Bond Anticipation Note repaymt	(50,000.00)
Fund Balance	<u><u>\$105,509.95</u></u>

GRAND LIST REAPPRAISAL FUND

Beginning Balance – July 1, 2009	\$27,481.35
Interest Income	13.63
Received from State of Vermont	11,333.50
Vermont Appraisal Company	(7,974.00)
Reappraisal Payroll for Listers & Assistant	(12,826.88)
Other Expenses	(5,786.88)
Ending Balance – June 30, 2010	<u>\$12,240.72</u>

VETERANS MEMORIAL FUND

Beginning Balance – July 1, 2009	\$ 434.76
Interest Income	0.43
Ending Balance – June 30, 2010	<u>\$ 435.19</u>

EAST MONTPELIER FIREWORKS FUND

Beginning Balance – July 1, 2009	\$ 307.58
Interest Income	0.30
Ending Balance – June 30, 2010	<u>\$307.88</u>

Funded with donations; available to offset costs of fireworks on Rally Day.

CARLTON C. SMITH RECREATIONAL FUND

Beginning Balance – July 1, 2009	\$50,157.32
Interest Income	799.75
Ending Balance – June 30, 2010	<u>\$50,957.07</u>

\$50,000 bequest held in a CD; interest is available for recreation use.

TOWN FOREST FUND

Beginning Balance – July 1, 2009	\$25,985.81
Income: CD Interest	672.87
Income: Savings Interest	3.13
Ending Balance – June 30, 2010	<u>\$26,661.81</u>

DOCUMENT RESTORATION FUND *

Beginning Balance – July 1, 2009	\$ 936.81
Interest Income	0.94
Ending Balance – June 30, 2010	<u>\$ 937.75</u>

** Previously called the Sesquicentennial Fund: Funded from sales of commemorative items; used for restoring Town records.*

TOWN PROPERTY
(Information as of December 31, 2010)

LAND, BUILDINGS, AND CEMETERIES

Town Office	0.60 acre
Town Garage	24.20 acres
Town Salt Shed	1.50 acres
Templeton Fire Station	1.00 acre
Emergency Services Facility	1.52 acres
Town Forest	96.36 acres
Recreation Field	12.00 acres
Coburn Covered Bridge	
Cate Cemetery	0.67 acre
Cutler Cemetery	2.70 acres
Doty Cemetery	2.80 acres
Quaker Cemetery	0.42 acre
Tinkham Cemetery	0.20 acre
Village Cemetery*	2.70 acres, incl. former Town Hall lot
Wheeler Cemetery	1.30 acres

Note: EMES and 18 acres belong to the East Montpelier Elementary School District

VEHICLES, ETC.	Mileage	Hours
2008 Volvo 4-wheel Bucket Loader	N/A	1,342
2008 International 10-wheel Dump Truck (v#288) incl. Sand Spreader, Plow and Wing	27,783	1,659
2008 International 10-wheel Dump Truck (v#289) incl. Sand Spreader, Plow and Wing	25,040	1,677
2007 International 4200 Dump Truck "Low Pro"	39,421	3,473
2006 John Deere 772D Grader	N/A	3,316
2005 International 7600 Dump Truck Sand Spreader, Plow and Wing	71,905	5,715
2002 Chevy Silverado Ext Cab 3/4 Ton 4WD	75,206	N/A
1998 MorBark Brush Chipper	N/A	790
1988 John Deere 210C Backhoe	N/A	3,942
1985 Case Excavator	N/A	7,124
1982 GMC Chloride Truck	24,339	N/A
Cemetery Commission:		
2009 Kubota Lawn Tractor.....	N/A	200

CAPITAL RESERVE FUND — FY10

Beginning Balance – July 1, 2009		\$266,995.59
CD – Beginning Balance	133,441.29	
CD – Interest earned	928.88	
CD – Ending Balance		134,370.17
Money Market – Beginning Balance	133,554.30	
Money Market – Interest earned	268.07	
Capital Distributions in FY10	(0.00)	
Town Appropriation (2009 Article 4)	127,500.00	
Money Market – Ending Balance		260,822.37
Ending Balance – June 30, 2010		\$ 395,692.54

CAPITAL RESERVE BALANCE

Allocated Funds:		Contrib. Year
Road Department Trucks	\$ 96,600	2005–FY10
Road Department Heavy Equipment	106,600	FY08–FY09
Fire Dept. AED Monitor	8,500	2005–FY10
Fire Dept. Breathing Apparatus	46,000	2004–FY10
Fire Dept. Trucks	50,000	2004–FY10
Paving	86,796	FY10
Capital Distributions in FY10	(0)	
Interest earned FY10	1,197 *	
June 30, 2010 Fund Balance	\$395,693	

* At the close of FY10, the \$1,197 interest in the Capital Reserve Fund was assigned to Trucks, as reflected in the FY10 Balance shown in the chart on the following pages.

Capital Assets at Year-End (Net of depreciation)		
	Governmental Activities	
	6/30/2010	6/30/2009
Land	\$ 115,600	\$ 30,600
Buildings	2,127,484	240,852
Equipment and vehicles	588,907	656,782
Infrastructure	278,454	310,974
Totals	\$ 3,110,445	\$ 1,239,208

**CAPITAL RESERVE PROGRAM:
ANNUAL CONTRIBUTIONS / DISTRIBUTIONS / BALANCE**

	FY2010 Balance			FY11 Balance			FY12 Balance	
		in	out		in	out		
Trucks	97,797	25,000	120,000	2,797	40,000	0	42,797	
Heavy Equipment	106,600	35,000	0	141,600	40,000	0	181,600	
AED Monitors	8,500	0	0	8,500	0	0	8,500	
Breathing Apparatus	46,000	0	0	46,000	0	0	46,000	
Fire Trucks	50,000	0	0	50,000	0	0	50,000	
Paving	86,796	140,000	102,550	124,246	120,000	170,000	74,246	
TOTALS	395,693	200,000	222,550	373,143	200,000	170,000	403,143	

	FY15 Balance			FY16 Balance			FY17 Balance	
		in	out		in	out		
Trucks	127,797	65,000	150,000	42,797	65,000	0	107,797	
Heavy Equipment	301,600	40,000	0	341,600	40,000	300,000	81,600	
AED Monitors	8,500	0	0	8,500	0	0	8,500	
Breathing Apparatus	46,000	0	0	46,000	0	0	46,000	
Fire Trucks	50,000	0	0	50,000	0	0	50,000	
Paving	37,646	140,000	140,000	37,646	140,000	170,000	7,646	
TOTALS	571,543	245,000	290,000	526,543	245,000	470,000	301,543	

Trucks: FY2011: FY2011: Replace '05 International
FY2014: Replace '07 International Lo Pro
FY2016: Replace '08 International 10-wheeler (one with higher mileage)
FY2018: Replace '08 International 10-wheeler (one with lower mileage)
FY2020: Replace '05 International Replacement

Heavy Equipment: FY2017: Replace '06 John Deere Grader
FY2020: Replace '08 Volvo Loader

	FY13			FY14			FY15		
	in	out	Balance	in	out	Balance	in	out	Balance
	60,000	0	102,797	65,000	105,000	62,797	65,000	0	127,797
	40,000	0	221,600	40,000	0	261,600	40,000	0	301,600
	0	0	8,500	0	0	8,500	0	0	8,500
	0	0	46,000	0	0	46,000	0	0	46,000
	0	0	50,000	0	0	50,000	0	0	50,000
	140,000	136,600	77,646	140,000	170,000	47,646	140,000	150,000	37,646
	240,000	136,600	506,543	245,000	275,000	476,543	245,000	150,000	571,543

	FY18			FY19			FY20		
	in	out	Balance	in	out	Balance	in	out	Balance
	65,000	155,000	17,797	65,000	0	82,797	65,000	155,000	(7,203)
	40,000	0	121,600	40,000	0	161,600	40,000	175,000	26,600
	0	0	8,500	0	0	8,500	0	0	8,500
	0	0	46,000	0	0	46,000	0	0	46,000
	0	0	50,000	0	0	50,000	0	0	50,000
	140,000	170,000	17,646	140,000	130,000	27,646	140,000	140,000	27,646
	245,000	285,000	261,543	245,000	130,000	376,543	245,000	470,000	151,543

Paving: FY2011: Towne Hill Road (Gallison Hill to Rt 2); Quaker Hill Road (1/4 mile)
FY2012: County Road (1 mile)
FY2013: Gallison Hill Road & Muddy Brook Road
FY2014: County Road (1 mile)
FY2015: Towne Hill Road (1 mile)
FY2016: Center Road (1.7 miles)
FY2017: County Road (1 mile)
FY2018: Vincent Flats Road (1/2 mile) & Quaker Hill Road (2/10 mile)
FY2019: Vincent Flats Road (1/2 mile) & County Road (1 mile)
FY2020: Quaker Hill Road (1/2 mile)

EAST MONTPELIER CEMETERY COMMISSION

Annual Report for Year, 2010-2011

Pauline Coburn was elected chair and Frederick Strong was named clerk for 2010-2011.

It is our intention that the graves of all veterans be marked with a flag. Please advise the commission if a grave has been missed.

Goals for the 2011 season include:

- Replacing the fence at the Quaker and Clark cemeteries with plastic chain.
- Painting and repair of the fence and clearing brush on the Montpelier side of the Cutler cemetery.
- Replacing the four wood gate posts at the Cutler cemetery with granite posts and relocating them further from the road to permit off road parking when the cemetery is closed.
- Cutting and removing trees on the roadside at the Cate cemetery.
- Continuing the incremental monument cleaning and repair program.

2010 Activities:

- There were few lot sales in 2010, and the return on our investments remained low again this year.
- Some of the monuments at the Village cemetery were repaired and others cleaned by Mr. Walbridge.

A budget of \$12900 was developed for the 2011–2012 fiscal year. Due to limited income from the cemetery bank accounts, \$9,000 is requested from the Town. The remainder will be taken from the bank accounts. The budget is as follows: Payroll \$7,000; Fence painting & maintenance (includes tree & brush trimming/removal) at the Quaker, Clark, and Cutler cemeteries \$1,200; Tombstone cleaning & repair \$2,500; Parts & supplies \$1,000; Equipment replacement fund \$500; Fuel \$200; Other \$500. Total: \$12,900.

The commissioners thank:

- Pauline Coburn, for hosting the commission meetings.
- Allen Ploof, for his assistance with cemetery upkeep.

— PAULINE COBURN, *Chair*
FREDERICK C. STRONG, *Clerk*
MAURICE CERUTTI
GARY HUDSON
ELLIOT MORSE

CEMETERY FUNDS

Beginning Balance - July 1, 2009	\$ 96,451.39
Income:	
Voted 2009 Town Meeting Art. 11	10,900.00
Sale of lots and perpetual care	4,400.00
Refund reimbursement	17.50
	<u>15,317.50</u>
Interest Income	
Chittenden – Savings	14.32
Chittenden – CD	1,014.51
Banknorth – Savings	1.39
Banknorth – CD	185.01
	<u>1,215.23</u>
Care of Cemeteries Expense (see Orders below)	(10,982.57)
Ending Balance - June 30, 2010	<u><u>\$102,001.55</u></u>

BALANCE – JUNE 30, 2010

Expendable Funds:	
Chittenden Savings Account	21,405.41
Banknorth Savings Account	331.84
	<u>21,737.25</u>
Non-Expendable Perpetual Care Funds:	
Chittenden CD	58,764.51
Banknorth CD	21,500.00
	<u>80,264.51</u>
Total in Accounts	102,001.76
Due to General Fund	(0.00)
Total Funds	<u><u>\$102,001.76</u></u>

CEMETERY COMMISSIONER'S ORDERS

Payroll	5,644.83
Flags and Markers	0.00
Parts, Supplies and Repairs	5,186.24
Cemetery Association	147.50
Check Service Fee	4.00
Total Expenses	<u><u>\$ 10,982.57</u></u>

SANDY PINES COMMUNITY DEVELOPMENT FUND

Report for July 1, 2009 – June 30, 2010


Beginning Fund Balance – July 1, 2009	\$ 10,928.59
Paid to General Fund for FY09 payment to VCDP	(437.06)
Interest earned in FY10.....	35.58
Ending Balance – June 30, 2010	<u><u>\$ 10,527.11</u></u>



The Town of East Montpelier was awarded a grant of \$318,900.00 from the Vermont Community Development Program (VCDP) to fund the replacement of the sewage systems of Sandy Pines Mobile Home Park. The Town loaned the money to the Housing Foundation, Inc., owners of the park, at three (3%) percent per annum amortized over thirty (30) years. The project was completed in 1999.

Repayment Terms: Principal and interest payments began September 1, 2004. Monthly installments are in the amount of \$1,319.20 each, with the balance of any remaining indebtedness due and payable on June 1, 2022. Under the Vermont Community Development Program rules, half of the principal and interest collected will be turned over to the State.

Repayment Deferral: In 2004, the Vermont State Housing Authority (VSHA), which owns the park and is responsible for upkeep and maintenance, asked the Selectboard to grant a deferral of repayment and to extend the life of the loan. The VSHA proposed to use the loan payments (\$15,830 per year) for the repair and upgrade of the water and electrical systems (estimated to cost \$85,000). On August 15, 2005, the Selectboard signed an agreement granting a 5.5-year deferral. Loan repayment of the \$311,472.78 balance resumes on April 1, 2011.



CONSERVATION FUND ADVISORY COMMITTEE REPORT

The Conservation Fund Advisory committee completed the final closure on the Benton Project in 2010, which will lead to both affordable housing on this piece of land in the future and a trail easement for the Cross Vermont Trail that has been worked on by VYCC youth during the past year(s).

Another outstanding project, working in conjunction with the Vermont Land Trust, is to purchase a conservation easement and a trail easement on 150 acres of forest land adjacent to U-32. The Conservation Fund Advisory Committee has written a letter supporting this application for federal funds for this purpose and it is hopeful that this will come to fruition during 2011. As of the writing of this report, funding seems to be almost complete, but an appraisal still needs to be done. I am hopeful that these conservation and trail easements will succeed during this coming year, but the decisions lie primarily with state and federal agencies at this point.

The Committee remains indebted to town residents for their support of the Fund, allowing East Montpelier to be a state leader in the conservation of important agricultural lands, active farming, important wildlife areas, open and scenic land, and recreational opportunities including walking, hunting, snowmobiling, and cross-country skiing—all essential to the rural character of our town.

CONSERVATION FUND SUMMARY

Date	Project	Town Funds	Total Amount	Acres
12/07/90	Cleaves Farm	\$ 32,000	\$ 301,968	285
05/14/93	Bair/Chapell	4,000	264,030	479
10/13/94	Sparrow Farm	31,000	307,975	163
06/28/96	Frihauff/VLT	5,000	106,470	167
10/24/96	Sibley Farm	10,000	229,895	172
06/16/99	Christiansen Farm	14,795	150,000	237
10/12/04	Mallory Brook/Pratt	15,000	400,000	481
06/15/06	Clark Farm	5,000	177,500	72
02/05/07	Fairmont Farm	10,000	316,092	159
06/19/08	Benton Project	12,000	120,000	11.5
Total Completed Projects		\$ 138,795	\$ 2,373,930	2,226.5

The Land Conservation Fund balance on 6/30/10 is \$24,890.13

— SUE CHICKERING, *Chair*
MICHAEL DWORKIN
CHARLES JOHNSON
BRIAN LUSIGNAN

ABSTRACT OF THE GRAND LIST — 2010 EQUALIZATION STUDY*

School Dist. 65														
Category	Property Count	ED Form 411 Listed Value	CUSE Value	Education Listed Value Excl. CUSE	Municipal Listed Value Excl. CUSE	Applied Ratio	Education Equalized Value	Municipal Equalized Value	COD	List Value Incl. State Exemption				
Residential 1	480	106,875,800	0	106,575,800	106,805,800	97.78	109,302,311	109,230,722	13.44	222,512				
Residential 2	394	129,735,550	702,000	129,033,550	128,620,350	99.12	130,890,156	130,473,288	6.13	348,219				
Mob.Home-Unlanded	60	1,268,000	0	1,268,000	1,268,000	103.26	1,227,968	1,227,968	15.97	21,133				
Mobile Home-Landed	50	6,220,300	0	6,220,300	6,210,300	105.97	5,869,869	5,860,432	2.42	124,206				
Seasonal 1	5	1,080,300	0	1,080,300	1,080,300	99.01	1,091,102	1,091,102		216,060				
Seasonal 2	4	516,300	5,900	510,400	510,400	99.01	521,479	521,479	0.00	148,675				
Commercial	45	15,671,700	0	15,671,700	15,162,200	100.82	15,544,237	15,038,881	19.88	336,938				
Commercial Apts.	3	3,439,400	0	3,439,400	3,439,400	100.82	3,411,426	3,411,426	0.00	1,146,467				
Industrial-Manufac.	3	3,359,900	0	3,359,900	3,359,900	100.82	3,332,573	3,332,573	0.00	1,119,967				
Industrial-Electric Util.	5	4,883,100	0	4,883,100	4,883,100	96.14	5,079,155	5,079,155	0.00	976,620				
Industrial-Other Util.	2	366,000	0	366,000	366,000	100.82	363,023	363,023	0.00	183,000				
Farm	14	5,003,600	377,200	4,626,400	4,302,900	100.82	4,970,824	4,649,955	0.00	654,164				
Woodland	0	0	0	0	0	0	0	0	0.00	—				
Miscellaneous	98	7,509,100	245,900	7,263,200	7,152,700	100.82	7,453,189	7,343,588	20.83	101,908				
Total Real Prop.	1,163	285,929,050	1,331,000	284,598,050	283,161,350		289,057,315	287,623,594						
Personal Property:														
			Cable	346,335	0	100.00	346,335	0						
			Inventory	Inv. Exempt	0	100.00	Inv. Exempt	0						
			Machinery & Equipment	M&E Exempt	0	100.00	M&E Exempt	0						
			Total Personal Property	346,335	0		346,335	0						
GRAND TOTAL (Real and Personal Property)				\$284,944,385	\$283,161,350	98.92	\$289,403,650	\$287,623,594	14.48	Townwide COD				
----- Listed Value of Contracts and Exemptions -----														
Total Approved VEPC:		0	Total Grandfathered Exemptions:			0								
Total Approved TIF District:		0	Total Municipal Contracts (Owner Pays Ed. Tax):			0	Certified to County: \$289,404,000							
Total Non-Approved Exemptions:		1,336,700	Total Special Exemptions Value:			0	Certified to State: \$289,404,000							
Total Partial-Statutory Exempt.:		0	Total Current Use Reduction Value:			14,788,550								
Total Veterans Exemptions EGL:		109,100	Total PVR-Applied - EGL:			0	*from the Certified Final Computation Sheet,							
Total Veterans Exemptions MGL:		209,100	Total PVR-Applied - MGL:			0	State of Vermont - Division of Property Valuation and Review, Dec. 15, 2010.							

*from the Certified Final Computation Sheet,
State of Vermont - Division of Property
Valuation and Review, Dec. 15, 2010.

Certified to County: \$289,404,000
Certified to State: \$289,404,000

BOARD OF LISTERS REPORT

For the first time in many years, with the addition of Putnam Clayton after last year's Town Meeting Day election, East Montpelier has a board of three active listers. We've been working well together, integrating our third lister into the daily process of maintaining the grand list. Putnam's gone to a number of trainings, learning NEMRC, CAMA, and GIS software along with the daily routines and procedures in the office.

Our recent projects include thorough updates of our tax maps and GIS-data base links, joining and consistently valuing contiguous parcels under the same name, as required by the state. In addition to our usual inspections of new buildings, we will inspect many of these contiguous parcels to update their files.

As a result of several results of grievance and appeals hearings, it has come to our attention that some of our most valuable properties across town were inconsistently valued during the town-wide reappraisal. To correct this, we will be reviewing files and inspecting properties with a quality grade of 4.5 and higher; possibly some 4.0 quality grade homes, as questions may come up. This will be a part of inspecting more properties for our Annual Data Update, as recommended by our Vermont Tax Department District Advisor (referred to in last year's Annual Report).

We've all been concerned about the economy and potential related effects on property values. You will notice that we've added a column to our property transfer report to help us all see the fluxuation in value of our recent sales.

Our goal for the coming year is to complete all ongoing projects in order to update and maintain a more equitable Grand List, and to document our procedures and protocol for future East Montpelier listers.

— ROSS HAZEL
RENÉE CARPENTER
PUTNAM CLAYTON

CLA (Common Level of Appraisal)			
1997	103.34%	2004	77.38%
1998	100.93%	2005	68.91%
1999	99.99%	2006	60.89%
2000	100.35%	2007	57.55%
2001	98.69%	2008	56.44%
2002	92.27%	2009	98.73%
2003	87.67%	2010	98.92%

See facing page for Final Computation Sheet of 2010 Equalization Study

PROPERTY TRANSFERS: APRIL 2, 2010 TO JAN. 20, 2011

Seller	Buyer	Location	Property	Sale Price	Listed Value
Grinde	Gilbert	1573 County Rd	DWL & 25Ac	455,000	378,800
Preston	Hollen	1625 North St	DWL & 9 Ac	420,000	378,500
Edson	Coffey	98 Robinson Rd	MH	20,000	19,300
Jerome	Sargent	1305 Brazier Rd	DWL 5.5 Ac	220,000	173,400
Grimard	Gardner	2515 Horn of the Moon	DWL 7.0 Ac	200,000	176,800
Burbach	Almeleh	296 Chickering Rd	DWL 43.2 Ac	299,900	327,700
Kelton Estate	Stone	Bliss Rd	6.0 Ac	135,000	123,800
Carver	R&J EM LLC	Rte 2	Com 3.3 Ac	180,000	256,000
Blake	NCFCU	Rte 14	1.03 Ac	120,000	82,500
Phillips	Shawn	Mays Way	5.1 Ac	44,000	54,600
Kreis	Connor	870 Cummings Rd	DWL & 1.1 Ac	230,000	209,300
Gordon	Laporte, Trustee	Town Hill Rd	10.80 Ac	57,500	61,700
Kirkpatrick	Cook	201 Elisha Smith Rd	DWL & 2.08 Ac	185,000	193,600
Bedell	Greenberg	404 Center Rd	DWL & 14.5 Ac	390,000	386,400
Litkovitz	Smith	314 Sodom Pond Rd	DWL & 20.25 Ac	320,000	317,600
Ward	Rohrs	190 Wheeler Rd	DWL & 8.20 Ac	400,000	507,100
Willey	Williams	274 Sandy Pines Rd	MH	9,000	9,100
Clark	Kreis	340 Horn of the Moon Rd	DWL 2.34 Ac	215,000	207,000
Jillion	Belden	50 Mugford Rd	MHU	17,500	19,400
Langer	Parker	195 Vincent Flats Rd	DWL 20 Ac	270,000	317,000
Lightsey-Boucher Trust	Bean	65 Maplewood Dr	DWL 2.70 Ac	246,500	209,600
Flint	Miller	210 Sandy Pines Rd	MHU	20,000	25,300
Zuraw	Fulcher & Miller	300 Putnam Rd	DWL 10.5 Ac	211,000	274,900
Kresco	Chapin	200 Powder Horn Glen Rd	DWL 6.3 Ac	383,000	367,400
Hall	Behnke	1685 Towne Hill Rd	DWL 3.01 Ac	382,000	357,000
Shouldice	Olstein	1693 County Rd	DWL 51 Ac	399,000	349,500
Leno	Worth	960 Sanders Circle	DWL 1.33 Ac	219,000	175,900
Stridsberg	Kenyon	144 Sandy Pines Rd	MHU	22,000	22,300
Wells	Harper	Captain Kidd Rd	3.0 Ac	55,000	106,100
Malone	Biron	Quaker Hill Rd	10 Ac	85,000	87,100
Bailey	Morris	4243 US Rte 2	Com 1.1 Ac	100,000	202,300
DuBose	Groth	105 Boulder Ridge Rd	DWL 3.6 Ac	329,000	385,200
Gray	Wheeler-Crusoe	Sandy Pines Rd	MHU	13,500	10,300

TOWN CLERK AND TREASURER REPORT

Another year of changes and challenges on all levels of government—municipal, state, and federal to keep in order. And still, as many changes that have been incurred; there are some things that have remained the same. The State continues to shift many more responsibilities down to the Municipal Clerks.

The maintaining of our precious town records continues keeps the Clerk's office very busy. More than 1000 record documents were received for recording, filling five more Land Record books and consisting of more than 3,100 pages. We are now in Book 114.

Canine registrations were up last year, vital records maintenance increased, and the overall hustle and bustle of the town was very much noticed.

The homestead declaration filings for your property will again be a factor when filing your income taxes. **Please be sure to file your homestead declaration by April 18, 2011.**

We continue to work very diligently to keep up with the implementation of policies and procedures to maintain the integrity and accuracy of the Clerk and Treasurer's duties, tasks, and responsibilities.

Remember that the town office has long been a source of information for many things. Whether it be historical town matters, research on your own property or family genealogy, dog registration, voter registration, marriage and civil marriages licenses, hunting and fishing licenses, notary services, land postings, road and trail maps, town ordinances information, town events scheduling— the list goes on!

You are always welcome!

— TERESA "TERRI" CONTI, *Town Clerk & Treasurer*

TAXPAYER NOTE

In August, one property tax bill is sent out payable in two installments. The first installment is due in November, and the second is due in May.

The due date and time is voted on at Town Meeting each year. Property taxes **must** be received in the Town Treasurer's office by 5 p.m. on the due date. **Postmarked tax payments dated the tax due date, but received after the tax due date are NOT accepted as timely payments.** First installment taxes not received by the due date in November are charged Late Interest of 1% per month. Any taxes not received by the due date in May are turned over to the Collector of Delinquent Taxes, and charged an 8% penalty in addition to 1% per month delinquent interest.

The second installment of fiscal year 2010/2011 property taxes is due by 5:00 p.m. on Monday, May 16, 2010.

PLANNING COMMISSION REPORT

The four main focus areas undertaken by the Planning Commission during 2010 included: completing revisions to certain provisions of the town's land use regulations and forwarding them to the Selectboard for adoption; preparing a town survey that will be used in conjunction with developing the 2013 Town Plan; helping to establish a Development Review Board; and planning for East Village.

Adopted in January 2009 by town vote, the town's land use regulations and bylaws became consistent with the 2008 Town Plan as well as Vermont law. The single document holds all the provisions concerning zoning, subdivision, flood hazard area, and telecommunication facilities. Following the vote that made the regulations go into effect, the Planning Commission (PC), along with public input, had identified a few provisions that needed minor modification. The PC presented to the Selectboard recommended changes to the regulations during summer 2010 and, after public comment, the Selectboard adopted the revised regulations and made them effective in October. Copies of the regulations are available at the municipal building or can be downloaded from the East Montpelier Signpost web site: (<http://emsignpost.com/index.html>).

Regarding a town survey, the PC realized that in order to ready ourselves for preparing the next Town Plan (due in 2013), a town survey would be an important step in gauging the beliefs, concerns and goals of town residents. A town survey also helps in learning about how townspeople view the current direction of the town and where people want the town to be in the future. As the last town survey was done in 2002, the PC devoted some time during the year to develop this next survey. The survey was distributed in the East Montpelier Signpost and will be available for townspeople to pick up and complete at the March 2011 town meeting day. Your input is valuable. The PC welcomes any townspeople who want to get involved with helping to prepare the 2013 Town Plan.

Included in the 2008 Town Plan was a recommendation that called for considering whether a Development Review Board (DRB) was appropriate for the town. In 2009, the PC along with the Zoning Board of Adjustment (ZBA) and the Selectboard believed a DRB was suitable for the town. A DRB, once created by the Selectboard, would become the sole board in town responsible for reviewing development applications. In December 2009, the PC recommended to the Selectboard that a DRB be created. The Selectboard endorsed the PC's recommendations and created the DRB in March 2010. This action resulted in the elimination of the ZBA and removed the PC from its prior role in reviewing land use permit applications. DRB creation allows the PC to focus time and attention to planning related matters.

One matter that drew the PC's attention concerns East Village. East Village is a vital part of the town's character and well-being. The twelve months of 2010 saw the opening of a new fire station, the reconfiguration of the Route 2 and Route 14 intersection and the establishment of a fire district for water supply purposes. In spite of these accomplishments, a variety of notable chal-

allenges remain that concern the future of the area. During 2010, the PC met with the various village related interest groups and committees to better understand the variety of activities that are underway and being planned. In November, the PC helped to assemble an application to the State for a municipal planning grant that, if funded, will give village area residents and townspeople the opportunity to discuss and envision the future of East Village. The PC considers the envisioning effort and the previously mentioned town survey to be important guides in any possible zoning or regulatory changes that might be proposed to manage and encourage growth in East Village.

Dina Bookmyer-Baker, the town's Zoning Administrator, has provided insight and guidance to the PC during its deliberations throughout 2010. In her role as ZA, Dina is helpful to applicants and abutters during the permit process now being carried out by the DRB. The town is fortunate to have Dina in the planning and zoning office of town hall.

The PC holds its regular meetings on the first and third Thursday evenings of each month starting at 7:00 PM p.m. in the municipal office building. The PC encourages interested citizens to attend any of its meetings or to contact any of the nine PC members shown below with comments or questions. Thanks to Kristi Flynn, our recording secretary, for preparing excellent minutes.

— RICK HOPKINS, <i>Chair</i>	JACK PAULY	SETH GARDNER
JEAN VISSERING, <i>Vice Chair</i>	MARK LANE	KEN SANTOR
KIM WATSON, <i>Corr. Sec.</i>	GENE TROIA	JAMIE LAQUERRE



ZONING PERMITS IN 2010

Overall permit activity in 2010 was down, compared to last year's 101.

Zoning Applications Submitted January 1, 2010 – December 31, 2010

12	New Dwellings
32	Residential alteration, addition, garage, or accessory structure
4	Variance, Appeal, or Waiver
11	Commercial or Public Facility, Alteration, or Sign
10	Subdivision or Boundary Line Adjustment
1	Farm Structure Notice
8	Access or Right-of-Way Permits
4	Withdrawn or denied
82	Total Zoning Applications

In addition to providing staff support to the boards, my job includes guiding applicants through the zoning process, issuing zoning permits, enforcing the zoning regulations, and serving as the town's E-911 coordinator and sewage officer.

Please contact me if you have any questions about your project, the zoning regulations, or the permitting and approval process.

—DINA BOOKMYER-BAKER, *Zoning Administrator*

TOWN OF EAST MONTPELIER PLANNING & ZONING FEES

Adopted by the East Montpelier Selectboard June 1, 2009

Access (town road curb-cut) approval by Selectboard	\$35.00
Agricultural projects (with written notification)	No Fee
Boundary Adjustment (no hearing)	\$75.00
Change of Use (no hearing)	\$75.00
Copy of Town Plan or Land Use Regulations	\$15.00
Signs (no hearing)	\$35.00
Subdivisions (includes hearing fee):	
Minor (3 lots or less/no new road)	\$150.00 + \$50.00/lot
Major (4 or more lots &/or new road)	\$150.00 + \$100.00/lot
Work in Road Right-of-Way approval by Selectboard	\$35.00
Development Review Board Hearing (plus application fee)	\$150.00

Residential Permits	(plus hearing fee, if any)
Additions & alterations (including porches/decks)	\$35.00
New building construction:	
Up to 1800 square feet of living space	\$150.00
Over 1800 square feet of living space	\$150.00 + \$0.10/add. sq. ft.
Fill or excavation	\$35.00
Garage, Utility shed, Accessory units	\$50.00
Home Business	\$50.00
Pools	\$75.00

Commercial/Industrial/Public Facility Permits	(plus hearing fee)
New Buildings:	
Up to 10,000 square feet	\$170.00
Over 10,000 square feet	\$295.00
Additions:	
Up to 5,000 square feet	\$110.00
Over 5,000 square feet	\$130.00
Fill or excavation	\$110.00

Wireless Telecommunications Facilities	(plus hearing fee)
New Facility	\$0.12/sq. ft. of compound footprint \$170.00 minimum
Additions/Alterations when facility footprint is increased	\$0.12/sq. ft. of compound footprint \$170.00 minimum
Additions/Alterations; no increase in footprint	\$135.00

Additionally, all reasonable fees shall be charged to applicants for independent assessment which the Selectboard and/or Development Review Board deem necessary. The Selectboard shall make the final decision if the boards and the applicant cannot reach agreement on fees.

NORTHERN VT RESOURCE CONSERVATION & DEVELOPMENT COUNCIL

Northern Vermont Resource Conservation and Development Council (RC&D) helps to bring together the technical, financial, and administrative resources for towns with natural resource conservation and rural and community development issues. We coordinate and facilitate assistance to town governments, fire departments, watershed groups, and nonprofit organizations in the eight counties of central and northern Vermont. With help from our extensive network of resources, we focus resources on your specific needs. We access technical assistance and some staff through the U.S. Department of Agriculture but private sources make up most of our budget. The Council is a self-supporting 501(c)(3) nonprofit organization. In 2010, working with our partner towns and organizations, we secured and administered over \$820,582 for natural resource conservation, public safety, and community development projects.

Our current projects include rural fire protection through the dry hydrant grant program, water quality improvement through the portable skidder bridge free loan and education program, natural resources education through the High School Envirothon and 5th grade Vermont Forests Forever programs, watershed restoration work, and roads management grants through the Better Backroads grant program. We work on a request basis, so the first step is up to you. If you have a project or program that could use some help to “make it happen,” give us a call. For information and free consultation, call Beth Ann Finlay at 828-4595.



Photo © Gary Ann Lewis

Ormsbee Barn

EAST MONTPELIER HISTORICAL SOCIETY

The East Montpelier and Calais Historical Societies held joint meetings in 2010, alternating meeting places and hosting of programs from February through November. The Program Committee of Paul Cate, Chris Reed and Peter Harvey came up with great programs for all to enjoy.

We began in February with a presentation by the Two Rivers Center on Root Cellars and their organization and its goals. In March, David Coburn gave us a talk about the Celtic Calendar and how it relates to modern calendar events. Our April sugar-on-snow event was well attended and enjoyed by all!

Other programs during the year were Voices of Montpelier by Sen. Bill Doyle; Croquet Tournament & Ice Cream Social (our croquet got rained out, but the ice cream was still delicious); a potluck picnic at Two Rivers Center in Montpelier with a tour of the house and their new root cellar facility; Manual Garcia presented a program on Montpelier focusing on the area near the Main Street bridge; in September we had our annual meeting with election of officers and a history on the Cross Baking Co.; and, our final program in November, hosted by East Montpelier at the Old Brick Church, started with our Annual Potluck supper, followed by a delightful program by Michael Thurston on “The Vermont Book of Days” and how it developed and has evolved.

What a great year we had! Thanks to the program committee for their work in putting together such a great variety of programs, and all the work they did getting them organized. Thanks to the Four Corners School House for providing us with such a historical building for our meetings.

No meetings for the Historical Society were held in December and January.

We do look forward to our first 2011 program in February which will be Dave Newhall talking about his book on the construction of Interstate 89, and our March program in Calais will be Moe Cerutti about the history of the Andy and Jesse Scott House. Please check our website at www.eastmontpelierhistorical.society.org for a schedule of events and locations. We welcome all who want to attend our gatherings, and gladly accept new members. Please come and join us!!

— TERESA DOYLE, *President*

RALLY DAY – SAVE THE DATE!

Rally Day 2011 will be held on Saturday, September 10th, so mark your calendar; you don't want to miss it! Although that's a long way off, the Rally Day Committee typically meets in April to get started on the planning. This year the committee is in need of a chairperson and parade coordinator, so please consider helping make Rally Day happen. For more information contact town clerk treasurer Terri Conti at 223-3313, or Bill Merrylees at 223-4951.

Rally Day Financial Report

Beginning Balance – July 1, 2009		<u>\$ 578.76</u>
North Country Credit Union Share Account:		
Beginning Balance	59.45	
Interest24	
Ending Balance in Share Account.....		59.69
North Country Credit Union Checking Account:		
Beginning Balance	519.31	
Income:		
Donations & Coffee/Cookie Proceeds ...	172.00	
Expenses:		
Custodial Services on Rally Day	(225.00)	
Ending Balance in Checking Account		466.31
Ending Balance – June 30, 2010		<u>\$ 526.00</u>

See also Fireworks Fund Balance on page 33.



Congratulations to Rally Day 2010 Citizen of the Year Dave Coburn!

EAST MONTPELIER TRAILS

This year residents of our town will have a chance, once again, to weigh in about a town institution, East Montpelier Trails. The last time we did a town survey, your responses launched the formation of the volunteer trail group, and the 20 year effort to conserve an ambitious 18 mile trail loop through town began. The goal was to protect trails permanently, with willing landowners, so that our town could develop around a necklace of privately owned but protected farmlands and woodlots with recreation trails that would still be around for our children's children. We've been very lucky and very successful. The timing for this kind of conservation was right. Our partnership of landowners, volunteers, and town organizations working with private, state and federal funding has been a model for other towns in Vermont. With close to three fourths of the trail finished or in progress, we want to get back to you for guidance on the completion of this trail network, and on what the next phase might be. Look for a survey compiled by the Planning Commission for Town Meeting. We look forward to seeing your input and ideas. Thanks, and see you on the trails! And by the way, check the Signpost web site for town trail maps, work schedules and lots more. We also have a Face Book page!

EMTI Board Members:

MARY STONE, *President*
SUSAN CHICKERING, *Secretary*
RICHARD BROCK, *Treasurer*
SUE RIGGEN, *Volunteers*
SANDY WOODBECK
RICK HOPKINS
PATRICK O'DONNELL
ANNA SAXMAN
JAMIE SHANLEY



East Montpelier Recreation Committee

Fiscal Year ended June 30, 2010

ACTUAL FINAL FYE 10

	Unrestricted	Restricted	Total
Beginning Balance, July 1, 2009	\$ 2,147.48	\$ 943.25	\$ 3,090.73
Income			
FY10 Town Appropriation	3,000.00		3,000.00
Program Service Fees:			
Basketball Fees	1,300.00		1,300.00
Mouthguards & misc Equip sales	45.00		45.00
Soccer Fees	1,374.00		1,374.00
Swimming Lessons Fees	80.00		80.00
Total Program Service Fees	2,799.00	-	2,799.00
Rally Day Tee-Shirts Sales	89.00		89.00
Use of Field Fees	300.00		300.00
Sale of Soccer Goals	-		-
Backboard Funds	-	-	-
TOTAL INCOME	6,188.00	-	6,188.00
Expense			
Program Services - Direct Costs:			
Athletic Director	(1,000.00)		(1,000.00)
Baseball supplies	(73.31)		(73.31)
Basketball Supplies	(310.90)		(310.90)
Easter Egg Hunt	(354.32)		(354.32)
Equipment	(490.73)		(490.73)
Soccer Supplies	(216.00)		(216.00)
Swimming Program	(230.00)		(230.00)
Tournament Fees	(210.00)		(210.00)
Uniforms	(720.00)		(720.00)
Total Program Services - Direct Costs	(3,605.26)	-	(3,605.26)
Recreation Field Maintenance & Supplies	(499.00)		(499.00)
Rubbish	(369.33)		(369.33)
Septic Service	(770.00)		(770.00)
Supplies	(60.00)		(60.00)
Special Projects			
Soccer Goals*	-		-
Glass Blackboards	-	-	-
Total Special Projects	-	-	-
TOTAL EXPENSE	(5,303.59)	-	(5,303.59)
Ending Balance, Jun 30, 2010	<u>\$ 3,031.89</u>	<u>\$ 943.25</u>	<u>\$ 3,975.14</u>

* Soccer Goals were acquired at the end of fiscal year 2009 at a total cost of \$1,554

FOUR CORNERS SCHOOLHOUSE ASSOCIATION

The past year has seen continued improvements to the Four Corners Schoolhouse. Physical improvements include the installation of drainage pipe and gutters, along the north eave, to facilitate the removal of excessive run-off from both the roof and driveway. A late-season attempt by board members was made to improve grading around the building, also in the hopes of improving water management. Next spring will likely see the finishing touches applied. We're hopeful that these actions will ease the moisture problems occurring along the north side of the building. These actions also prepare us for the next phase of building improvement: air-sealing and insulating the foundation and crawlspace!

All this work was made possible by the generous donations of time, material and/or money provided by the hard working members of the schoolhouse board and the community at large. The support this year was magnificent; from the yard sale and benefit concert organized by board members, to the outright donations from the Historical Society, townspeople, and other users of the building. Extra acknowledgements are due to the exceptionally generous Living Strong exercise class, which uses the building twice a week, and the anonymous donor who greatly advanced the gutter installation. In addition, thanks go out to Malcolm and Diana Fielder, who generously give of their time and effort, raking, gardening and weed-whacking, to keep our little community building looking good.

On the fiscal side, we also improved our budgeting process by creating two revolving funds for regular-but-not-annual maintenance items—septic tank cleaning and floor refinishing. This will allow us to accumulate the necessary funds over the course of several budgets rather than placing large and fluctuating demands on our request to the town. These funds will be in addition to our Furnace Fund, which is growing towards the eventual replacement of our aging furnace, and the Reserve Fund, with accumulating monies to be directed towards physical improvements to the building.

As president, I wish to thank the schoolhouse board for their hours of service, from providing cookies and cider (at hosted events and often at meetings), to organizing events (look for our “armchair traveler” series this winter), to time spent shoveling or responding to the occasional emergency. I remain very grateful for their service!

As mentioned, the Living Strong exercise class uses the building twice a week, and judging by the volume of parked cars, remains very popular! Additionally, the Historical Society, the Gullyjumpers and Four Winds use the building for meetings (for free, as groups benefiting the town). In the spring, Kathy Christie's EMES fourth graders use the schoolhouse for a day, to get a historical perspective on public schooling. Private rentals, for birthdays, parties, performances, meetings and the like, continue to provide a measure of income.

This past year, the FCSA was proud to host several events. Pleasant and exciting memories were shared during the Staudt's video of their trip to South Africa, and Willem Lange's recollections of canoe trips to the far north. Local

FOUR CORNERS SCHOOLHOUSE FINANCIAL REPORT

OPERATING BUDGET

Beginning Balance – July 1, 2009		\$ 2,287.56
(Checks written in June that cleared in July)		257.50
Adjusted Beginning Balance		\$ 2,545.06
Income		
FY10 Town Funds (2009 Art. 13)	\$3,200.00	
Rentals and Donations	2,072.00	
Carlton Smith Fund	1,879.00	
Food sale at Town Meeting	157.00	
Lawn sale	320.00	
Shakespeare Festival rental	860.00	
Historical Society post box share	44.00	
		8,532.00
Expenses		
Electricity	479.00	
Fuel Oil	1,754.98	
Janitorial Services	500.00	
Insurance	690.00	
Mowing and Plowing	412.00	
Supplies, postage and post box	132.00	
Piano tuning	55.00	
	(4,022.98)	
Prior year's cost cleared in July		
Janitorial services	100.00	
Mowing	157.50	
	(257.50)	
Total Expenses for FY10		(4,280.48)
Ending Balance – June 30, 2010		\$ 6,796.58 *

* *Ending Balance = General Fund: \$3,767.58;
Furnace Fund: \$550.00; Reserve Fund: \$2,479.00*

performers treated attendees to exceptional music and storytelling during the “Diamonds on Your Doorstep” concert. Lastly, the Annual Holiday Sing-along and Cookie Swap, with Celina Moore guiding the voices and Andy Christiansen on piano, was deliciously festive!

Anyone wishing to reserve a space should contact Elaine Manghi at 229-5811 in the early evening, or at Manghi’s Bakery during the day.

HOBIE GUION, *President*
 DIANA FIELDER, *Vice President*
 PAULIE COBURN, *Treasurer*
 RHODA CARROLL, *Secretary*
 ELAINE MANGHI, *Scheduler*

PETER BURROUGHS
 RACHAEL GROSSMAN
 BENEDICT KOEHLER
 CONRAD ORMSBEE

KELLOGG-HUBBARD LIBRARY

Since the Kellogg-Hubbard completed its expansion in 2001, it has become what is known as a “third place”—not home, not work or school—but a place where people can go to meet their neighbors, do homework, look for a job, read, listen to a lecture, get book suggestions, and much more. With technology contributing to people's isolation from one another, the simple presence of a comfortable, friendly public space that is open to all has become increasingly important, particularly in the current economic environment.

This year patrons from the region checked out 275,658 items, staff answered 36,057 reference questions and nearly 40,000 computer sessions took place.

The attendance at library programs continues to be strong. All of these programs are free to the public, partly in thanks to many partnering organizations and individuals. In 2010 there were 484 programs attended by more than 23,000 people. The Children's Library continues to promote literacy by offering the ever-popular storytime three times each week. It also offers robust summer programs. This past summer 483 children joined the “Make a Splash, Read!” program and read over 9,000 books in June, July and August. Also, 2,201 children attended 40 summer programs

Kellogg-Hubbard is an inspiring place. Each day, children flock here after school, leaving with armloads of books. It is where our youngest children learn to love reading, and it is where people of all ages can engage in learning, entertainment, and in civic discussion.

The Library continues its efforts to reach financial sustainability. This plan for financial sustainability includes cutting costs, increasing the library's endowment for the next century, encouraging state funding for public libraries, and bringing our tax support to a sustainable level. Taxpayer support for the Library continues to lag behind state averages. The Kellogg-Hubbard is the second busiest library in the State but ranks among the bottom third for tax support. The Kellogg-Hubbard Library is grateful for the generous support of East Montpelier voters. Our request this year is for level-funding-the same amount as last year

Library use by East Montpelier Residents:

There are 1,378 East Montpelier residents who have registered for library cards, including well over 200 children. This is an increase of 4.6% over last year. Last year, East Montpelier residents borrowed thousands of items from the Kellogg-Hubbard. In addition, they brought their children to pre-school story times, attended classes and lectures, reserved meeting space, applied for jobs using library computers, met with their tutors, read the newspaper, picked up their children here after school, and asked the librarians to find all kinds of information for them.

We at the library are privileged to provide such a wide range of services to the people in our community and we thank East Montpelier voters for their support!

www.kellogghubbard.org

FUNDING REQUEST STUDY COMMITTEE

Our committee reviews requests for financial support from local non-profit organizations and recommends appropriations to the Selectboard. Many of these organizations provide our citizens vital assistance and operate programs to help educate and support families, preventing them from needing an even greater level of social support. The committee considers the nature of the services provided, the number of residents served, the availability of other funding sources, and each organization's unique ability to serve citizens in East Montpelier. These appropriations acknowledge and encourage valuable non-governmental programs for people in need and strengthen our neighborly connections.

Last year voters agreed to appropriate \$14,650 to support 21 organizations. This year the committee considered requests totaling \$18,061 from 24 organizations. We recommended appropriations to support 23 organizations for a total of \$15,200, a 3.75 % increase, which includes two previously funded organizations that had not applied last year.

The following are this year's funding recommendations (in bold) along with the amounts approved in the previous two years. Where feasible, we have included the number of residents directly served who live in East Montpelier. Please feel free to contact these organizations when in need, to volunteer your own time and skills, or to make additional financial contributions.

Central Vermont Community Action Council, Inc. (479-1053 or 800-639-1053) works with families to build better lives and to create thriving local communities through Head Start and Early Head Start, Community Economic Development programs, Family & Community Support Services, including Emergency Food and Crisis Fuel, Home Weatherization assistance and more. It served 129 people in 87 households in the town during the past year. (\$400; \$400; **\$400**)

Central Vermont Community Land Trust (476-4493) develops and manages affordable housing projects; provides education, counseling, loans, and financial services for homeowners through its Homeowner Center; and facilitates community development projects. It served 26 residents during the past year and provided consulting services for the EM Senior Living Initiative. (\$150; **\$150**)

Central Vermont Council on Aging (479-0531) provides meal and transportation services, legal advice, case management, and advocacy for Central Vermont elders. It served 74 residents in the past year. (\$1,500; \$1,500; **\$1,500**)

Central Vermont Home Health & Hospice (223-1878) provides nursing and hospice services in residents' homes. Town funds help those not covered by insurance or whose insurance is inadequate to cover required health care. It served 56 residents plus those attending clinics last year. (\$3,000; \$3,200; **\$3,200**)

Central Vermont Memorial Civic Center (229-5900) operates the ice skating rink used by area schools and offers open skating times for residents in East Montpelier. (\$250; **\$300**)

Circle (formerly Battered Women's Services and Shelter); (Hotline: 877-543-9498) serves families in Washington County in cases involving domestic abuse. The Shelter provides safe homes, emotional support, food and clothes, and a 24-hour hotline. It served 11 residents in the past year. (\$675; \$675; **\$675**)

Community Connections (223-3456) provides afterschool, vacation, and summer programming for pre-school and school-age children, including mentoring and youth outreach, and creates opportunities for children to learn from community members. It served 176 students in the past year. (\$2,500; \$2,500; **\$2,500**)

Family Center of Washington County (828-8765) provides services for children and families, including preschool, playgroups, parent education, home visits, and child care support services. It served 96 residents in the past year. (\$500; \$500; **\$500**)

Friends of the Winooski River (655-4878) is dedicated to the protection and restoration of the Winooski River, including its tributaries and watershed, from Cabot to Colchester. Members monitor water quality, conduct river cleanup projects, and educate landowners and students in river stewardship. (**\$150**)

Green Mountain Transit (223-7287) is a community transportation service that matches requests for rides from local residents with available transport, including vans, volunteer drivers, and van/pools. It served 24 residents in the past year. (\$1,300; \$1,300; **\$1,300**)

Green Up Vermont (229-4586) uses town funds to provide biodegradable bags, posters, publicity, and information for town chairpersons to promote roadside cleanup and litter control on Green Up Day. (\$100; \$150; **\$150**)

Montpelier Senior Activity Center (223-2518) provides seniors with opportunities for learning, recreation, travel, and health improvement through programs and classes. Funds from contributing towns support services for dues-paying members living outside Montpelier. (\$250; 0; **\$200**)

Onion River Food Shelf, Inc. (223-6548) provides emergency meals for three days for those in need in East Montpelier, Plainfield, Calais, Marshfield, and Cabot. It served 56 residents in the past year. (\$500; \$600; **\$600**)

People's Health & Wellness Clinic (479-1229) provides basic primary and preventive care to the uninsured and underinsured through a team of volunteer doctors and caregivers. It served 8 residents in the past year. (\$950; \$950; **\$950**)

Prevent Child Abuse of Vermont (229-5724) works to prevent child abuse and neglect through parent education, support, and public awareness programs. The Care for Kids program trains childcare professionals, parents, and others who interact with children to prevent child sexual abuse. (\$250; \$0; **\$250**)

Retired and Senior Volunteer Program for Central Vermont and Northeast Kingdom (828-4770) links retired and senior volunteers with organizations

(hospitals, schools, and nonprofits) that can use their volunteer skills. Funds help offset travel expenses, insurance, and volunteer training. Nineteen volunteers from East Montpelier participated in the program. (\$275; \$275; **\$275**)

Sexual Assault Crisis Team of Washington County (476-1388; hotline: 479-5577) operates a hotline and provides emergency medical assistance, shelter, counseling, advocacy and legal advice for victims of sexual violence. (\$200; \$200; **\$200**)

Twin Valley Senior Center (426-3447) serves meals at the Schoolhouse Common in Marshfield and delivers meals-on-wheels to seniors in the local area. It provided services for 14 residents in the past year. (\$400; \$500; **\$500**)

U-32 Project Graduation (229-0321), sponsored by the senior class at U-32 High School, provides students with a drug and alcohol-free graduation celebration. It served 40 graduating students from East Montpelier last year. (\$200; \$300; **\$300**)

Vermont Association for the Blind and Visually Impaired (828-5997) provides training and support services to children and adults with vision problems, either blindness or impairment, to maintain independence. It served four residents in the past year. (\$100; \$100; **\$150**)

Vermont Center for Independent Living (229-0501) provides services and advocacy for people with disabilities. The organization assists disabled people to lead active and productive lives with as great a degree of independence as possible. It served four residents in the past year. (\$200; \$200; **\$200**)

Washington County Diversion Program (229-0536) offers first-time offenders a one-time opportunity to take responsibility for their offenses by compensating crime victims and providing community service hours to local organizations. The program saves tax dollars that would have been spent on court proceedings. It served 36 residents in the past year. (\$350; \$350; **\$350**)

Washington County Youth Services Bureau—Boys and Girls Club (229-9151) helps youths and their families create healthy conditions in their lives. Emphasis is on problem resolution; crisis intervention; individual and family counseling; and substance abuse prevention, including early intervention, and treatment. It served 27 youths in the past year. (\$400; \$400; **\$400**)

Funding Committee Members

LYN BLACKWELL

CHARLIE CATLIN

RHODA CHICKERING

LINDY JOHNSON

ALLEN PLOOF



CENTRAL VERMONT REGIONAL PLANNING COMMISSION

The Central Vermont Regional Planning Commission (CVRPC) is a consortium of 23 towns and cities in Washington County and western Orange County. The Commission has been providing planning and development assistance to communities for over forty years through its experienced and knowledgeable staff. CVRPC is governed by appointed representatives from each municipality in the region.

The Commission provides assistance on municipal plan and bylaw updates, and this year focused on updates to municipal flood hazard bylaws. The Commission's Transportation Advisory Committee (TAC) continued to evaluate the regional inter-modal transportation needs and make recommendations on projects that should be included in the State Transportation Agency's 5 year capital program. CVRPC also continued its work on the development of regional and local pre-disaster mitigation plans, population and housing growth projections, and river and stream assessments to support transportation and water quality improvements. CVRPC also received a grant in 2010 to perform energy audits of municipally owned buildings in the region and is providing assistance to local energy committees.

This year, the Commission supported the efforts of the Town of East Montpelier through administration of the Wrightsville Beach Recreation District, flood risk analysis mapping, Village mapping, Village development strategies, review of Act 250 projects, National Flood Insurance Program mapping and regulations, Town Plan information, adding existing trails to the online, interactive Trail Finder, and energy audits of the Municipal Building and the Town Highway Garage.

The Commission also sponsors regional planning programs, provides a forum for inter-municipal cooperation, and participates in state regulatory proceedings for projects that have impact across municipal boundaries. Significant staff time this year was spent working with municipalities on mapping and analysis of current bylaws to understand how they influence future development patterns. CVRPC can also provide model bylaws and assist municipalities with the administration of grants.

Thank you for your continued support for local and regional planning. Please call us for assistance with planning, zoning, transportation, recreation, mapping, or data needs. For more information, please call us at (802) 229-0389, or visit our website www.centralvtplanning.org

— SUSAN M. SINCLAIR, *Executive Director*
TIM CARVER, *Commissioner*

CENTRAL VERMONT SOLID WASTE MANAGEMENT DISTRICT

The District continues to work to provide programming to meet the needs of our member towns and residents. CVSWMD programs include the following:

Organics Diversion Programs—Food scraps comprise about 20% of the waste Vermonters produce every year. The District has developed a three-pronged approach to reaching the key sources of this waste: businesses/institutions, schools, and residents. During FY10, participating businesses and institutions diverted an estimated 858 tons (more than 1.7 million pounds!) of food scraps to composting in FY10. In addition, the 24 K-12 schools in the School Organics Program diverted an estimated 102.5 tons (205,000 pounds!) of food scraps. East Montpelier Elementary School joined the program in September 2005 and has diverted an estimated 32.66 tons since the start, 7.35 tons (14,700 lbs.) in FY10 alone. U-32 currently diverts food scraps to a local chicken farmer.

Our Residential Organics Program helps residents manage their food scraps at home. In FY10, the District offered its composting booklet and free plans for building several types of compost bins on its Web site. In addition, the District sold Green Cones at a reduced cost to increase access to this useful backyard food digester that accepts meat, dairy, and other food scraps not typically put into compost bins. For more, see www.cvswmd.org/wp/home-composting-green-cones/

Special Collections—The District ran a variety of special materials collection events in FY10. Additional programming as well as more electronics, books, and textile collections will be underway in FY11.

Hazardous Waste—683 households and 12 businesses utilized the five collections held during FY10. Collections are held from spring through fall each year, and educational materials are distributed at the events. A total of 81,401 lbs. of mixed hazardous waste was collected in FY10, including paints, acids, bases, mercury, thinners, etc. The safe disposal of these materials cost us \$88,230.

Electronics Collections—The District collected 50.56 tons of electronics (computers, TVs, stereos, printers, copiers, fax machines, cell phones, etc.) for recycling in FY10.

Cell Phone and Battery Boxes in Member Towns—The District started to get this new (and free!) recycling opportunity underway in FY10. Collection boxes are already in place in 12 towns, including East Montpelier's Town Office.

Green Up Day Grants— This service to our member communities was reinstated for Green Up Day 2010. Towns were offered the opportunity to request up to \$500. A total of \$5,122 was distributed to 11 member towns.

E-News—The District publishes a monthly e-newsletter and regularly sends e-mail notices about special events to town clerk offices, select board chairs, legislators, and more. You can sign up at our Web site – www.cvswmd.org

Web Site—For more information about the CVSWMD, a complete FY10 annual report, and its programs, please see www.cvswmd.org or call 802-229-9383.

The Solid Waste District Representative for East Montpelier is Ginny Callan.

COMMUNITY GROUNDWATER STUDY GROUP

At our 2008 Town Meeting, voters adopted a resolution placing a three year moratorium on large withdrawals of water "to allow the citizens of the East Montpelier adequate time to gather information regarding the impact of such withdrawals on the citizens and natural resources of the Town." At the end of this month (March 2011), the moratorium will end.

During the past three years, the Community Groundwater Study Group, consisting primarily of citizens of East Montpelier, gathered information and engaged in discussion with Town and State officials regarding groundwater resources.

During this time:

- the Legislature passed legislation declaring Vermont's groundwater to be in the public trust
- East Montpelier revised its Land Use & Development Regulations to provide for new safeguards for our town's groundwater resources
- East Montpelier received a state and federal grant for geologic mapping to identify the location, quantity and depth of East Montpelier's groundwater resources

Many citizens worked together to bring about these measures that will protect our groundwater resources for future generations.

During the coming years, the Community Groundwater Study Group plans to work with the Town's Planning Commission and Selectboard to draft additions to the Town Plan addressing East Montpelier's groundwater resources. Additionally, members intend to assist the hydrogeologists who will be engaged in geologic mapping of East Montpelier. All citizens will be are invited to volunteer to help obtain relevant information for the mapping.

Anyone wishing more information or wanting to become involved may contact Carolyn Shapiro at 229-5676 or Paul Erlbaum at 223-3177.



COBURN ROAD QUARRY SWIMMING HOLE

On September 16, 2010 after five months of negotiations with the VT Agency of Transportation, we signed an agreement that protected the six-acre swimming pond and its shorelines while allowing VTrans to construct wetlands at the south end of the Coburn Road quarry site. We gave many concessions beyond the initial Act 250 permit (that VTrans had appealed) to accommodate VTrans' construction needs because we were assured that public access would remain as it has been: Posted for no trespassing, but not enforced.

In November, however, we discovered that VTrans plans to install a six-foot tall chain link fence, with locked gate, down the full length of their property on Coburn Road, a plan that will violate our written agreement and thus the court order based on that agreement.

Now, instead of rejoicing in our hard-won preservation of the pond for swimming, we must insist that VTrans abide by the terms of our agreement. We negotiated in good faith with VTrans and now we must maintain our vigilance to ensure that VTrans abides by those same terms. Clearly, we need members of the public to get involved in order to prevent the installation of this fence.

Many thanks to all of you who have offered kind words and support throughout this process. If you want more information or can offer support of any kind—letters to the editor, a donation, help organizing—please contact me at: reenehc6@myfairpoint.net or 454-7303. — RENÉE CARPENTER



CENTRAL VT STATE POLICE COMMUNITY ADVISORY BOARD

East Montpelier Representatives: CAROL & DON WELCH

VT State Police – “A” Troop Middlesex Barracks: 2010 Crime & Police Service Report for East Montpelier

	Violent Crime				Property Crime				Other		Traffic Incidents				Misc.			
	Murder/Manslaughter	Sexual Assault	Robbery	Assault (aggravated/simple)	Burglary	Larceny/Theft	Motor Vehicle Theft	Other Property Crime	Illegal Drug Incident	Disorderly Conduct/Other	Fatal Crash	Accident Investig. (DMV)	MV Related Incident	DUI Incident	Runaway Juvenile	Death Investigation	Misc. Service Call	
2010	0	0	0	5	7	22	0	12	9	41	0	26	35	8	3	1	264	433
2009	0	3	0	10	11	25	1	14	7	48	1	47	46	9	1	2	195	420
+/-	0	-3	0	-5	-4	-3	-1	-2	2	-7	-1	-21	-11	-1	2	-1	69	13

WRIGHTSVILLE BEACH RECREATION DISTRICT (WBRD)

It was a beautiful and warm summer at the Wrightsville Beach Day Use Area. In fact, it was our highest usage and, therefore, revenue generating summer. We kept seven part-time and our full time employees busy all season. Wrightsville also ushered in a new era with the signing of a new 10-year lease agreement with the State of Vermont. With the new lease came new requirements that included the writing of a WBRD Management Plan (available for download at our web site www.wrightsvillebeachvt.com). Wrightsville also saw an expansion and improvement of our network of trails, the construction of 13 holes of an 18 hole disk golf course, and many more improvements and activities, including:

- Trail construction by the Vermont Youth Conservation Corps
- Hosted the 1st Annual Wrightsville disk golf tournament
- Repairing of picnic tables and improved grill sites
- Removing hazardous trees
- Hosting a 2nd annual water-skiers tournament

We also continued our popular canoeing and kayaking rental program, hosted a variety of day camps and community programs, including a charity day which raised \$460. Water quality remained excellent throughout the summer. Staff tested regularly for e.coli, with all samples counts well below State limits.

The Wrightsville Beach Day Use Area provides a low cost, high quality and diverse recreational experience for residents of our member towns (Montpelier, East Montpelier, Middlesex, and Worcester). The Board of Directors is committed to maintaining and improving the overall recreational experience for all beach goers. This requires continuing investment in the facility for maintenance, operations, and capital improvements. The District will keep municipal dues assessments at \$.50 per capita for the 2011 season.

Summary of District's financial operations from January 1 through year end:


Revenue:	Washington Electric	9,500
	Season's passes/user fees	22,791
	Municipal assessments	6,683
	Prior year's carryover	7,702
		<hr/>
Total Revenue	48,688
Expenditures:	Personnel	28,318
	Maintenance	5,221
	Operating	4,949
		<hr/>
Total Expenditures	\$38,488

Any carryover that is realized from FY 2010 (as well as ensuing years) will be utilized in the FY 2011 budget to fund the operating and capital costs of the beach facility. The District's 2011 budget calls for revenue of \$40,901 and expenditures of \$35,342. The Board would like to thank the member communities for their continued support of Wrightsville Beach.

— COLLIN O'NEIL, *WBRD Beach Manager*
MARTHA ISRAEL, *East Montpelier Representative*

“WHAT YOU NEED TO KNOW ABOUT EAST MONTPELIER”

This map of the Town of East Montpelier, Vermont, displays a network of roads and local landmarks. The town is bordered by Middlesex to the northwest, Calais to the north, Marshfield to the northeast, Plainfield to the east, Barre Town to the southeast, and Berlin to the south. The town is divided into several sections: The Center, East Village, and North Montpelier Village. Key roads include Route 2, Route 14, and Route 214. Landmarks such as the Powder Horn Glen, Stoney Corners, and Paul's Square are marked. A scale bar at the top indicates distances up to 2 miles, and a compass rose shows the cardinal directions. A small inset map in the bottom right corner shows the location of East Montpelier within the state of Vermont.

- | | |
|--|--|
| 1 Municipal Building | 9 Old Meeting House |
| 2 Town Garage | 10 Crossroads Christian Church |
| 3 Fire Station (Templeton Rd.) | 11 Recreation Field |
| 4 Emergency Services Facility (Rt.2) | 12 EMES (East Montpelier Elementary School) |
| 5 East Montpelier Post Office | 13 Four Corners Schoolhouse |
| 6 North Montpelier Postal Station | 14 U-32 Junior/Senior High School |
| 7 Town Forest  | 15 Orchard Valley School |
| 8 Old Brick Church | 16 Central Vermont Humane Society |

CONSTABLE & ANIMAL CONTROL OFFICERS

Again, this past year was busy, but not nearly as challenging as previous years for the Constables and appointed Animal Control Officers.

We responded to almost 170 calls this past year. These mostly included animal calls—lost or found dogs and cats, occasional livestock complaints that include wandering sheep, a run away horse, and misplaced pigs. The inception of the updated animal ordinance eased the excessive barking complaints a bit.

Although the calls have decreased a bit, illegal trash dumping on our town roads continues to be an issue.

Other responses include hit and injured wildlife, neighbor-to-neighbor squabbles, suspicious vehicles or individuals, noise complaints, gun-shooting calls, and traffic control for the Elections and various emergency incidents in town.

Again this year, there was the matter of dog and cat incidents that involved injury to person. These animals had to be quarantined for the required ten days, making daily checks and record keeping for documentation necessary.

We cannot stress enough the importance of registering your dogs with the Town and mostly important—put the tags on the collars. There is nothing more frustrating and disheartening than the few animals that have been lost or found, and there is no identification to reunite owner and canine.

We thank the townspeople for the respect that we receive from you in doing our job. Most of the cases that we have had to deal with have turned out positive. We strive to maintain the integrity and communication needed to serve as Keepers of the Peace.

—SANDY F. CONTI, *1st Constable & Animal Control Officer*
PAUL HAYNES, *2nd Constable*
ELLIOTT MORSE, *2nd Animal Control Officer*





EAST MONTPELIER FIRE DEPARTMENT and AMBULANCE SERVICE

East Montpelier Fire Department is more than halfway through its first year in the new village station. It is just outstanding how well this building has helped us to do what we do for our communities. On July 1, 2010, we began providing ambulance service to the Town of Plainfield in addition to Calais and East Montpelier. Plainfield Fast Squad responds to medical calls along with our ambulance. Plainfield EMT's also supplement staff coverage at our station.

We held a community grand opening celebration in October at our new emergency services facility that was followed by a barbecue for EMFD members and their families. A number of recognition and service awards were presented to our members. Our sincere thanks again goes to all those who worked so hard to bring this vision to a reality.

EMFD and Ambulance Service is now staffed from 8:00am to midnight seven days a week year round with both paid and volunteer firefighters and emergency medical technicians. Our membership roster is 42 strong, including active and active supporting members. We have two fire science student interns from Vermont Technical College who spend one shift per week with us. The intern program gives these students experience, both fire and emergency medical service, and gives EMFD staff the opportunity to mentor the next generation of firefighters. We are also proud to announce two of our members attained the first responder certification this year and another became an EMT.

We strongly encourage people in the area to visit and tour the new station; learn what we do and how fire service and emergency medical service demands

so much of us these days. In 2010, EMFD had 527 responses including fire calls, emergency medical transports and responses where there was no transport. In June, we added a second ambulance to our service giving us added assurance we will be able to meet the demands for emergency calls in our area.

EMFD members continue to put in many hours of training in both emergency medicine and firefighter skills. Our new training room and training aids are a huge bonus in helping us keep our knowledge sharp. Local physicians and other speakers who have given presentations here find it easy and pleasant to do now. We meet every Tuesday at 7:00 pm; the first week is the business meeting, the second week is fire skills training, the third week is EMS training, and the fourth week is work details.

We will continue to participate in our local Rally Day celebration in September and provide fire safety programs in the local schools in October. We are truly excited to be able to conduct our fundraising spring rabies clinic on March 16th in a dry, mud less and well-lit building for the first time ever!

If you are interested in serving our community as a firefighter or EMS personnel, please call us at 225-6247 or stop by Station 2 at 54 Village Acres, located just off Route 2 by the new traffic light. We wish the communities well and look forward to continued service and your support in the years ahead.

—JAY COPPING, *Safety Officer, President*
JOHN AUDY, *Chief*



FIRE STATION BUILDING PROJECT REPORT

From groundbreaking in November 2009 to backing in the fire engines in May 2010, the new fire station project was a complete success! We had a terrific team of designers, builders and craftsmen who took pride in the project. We have an exceptional building that will serve the community well into the future.

We met our goal of having a green building, with a pellet boiler (funded by a state energy grant), energy-efficient lighting (funded by an Efficiency Vermont grant), heat recovery units, and a energy-saving insulated envelope. We have already had a visit from the U.S. Energy Department, which funded the pellet grant, to see the innovative pellet boiler installation.

Another goal we set was to employ local contractors and workers in the project. We estimate more than 60 percent of the work on the project was done by local contractors, bringing in over \$1 million to the local economy in a tough time.

For the fire department, we couldn't be more pleased. Members spend more time at the station, getting to know each other better. We have more people interested in joining the department. All the paid EMS staff members are enjoying working in a great location. We can maintain our equipment better, in a well lighted, efficient space that makes our work so much easier.

And we are pleased that the community has started using the building for meetings and gatherings. From planning commission meetings to fire district and community groups, the Community Room/ Training Room has been a terrific asset for our towns. We encourage all to contact us about its use.

And best of all, we came in under budget by almost \$44,000 and we have added change orders and upgrades to the project that amounts to almost \$97,000 in value added. We are thankful for all the vendors who gave us great pricing throughout the project that gave us great value for low cost.

Our thanks to all and especially these folks who made it happen:

- EMFD members John Audy, Ty Rolland and Toby Talbot who shepherded the project from development to completion.
- Selectboard members Don Welch, Duane Wells, Cy Lamberton and Scott Bassage who watched over the project through weekly meetings during construction and kept watch over the bottom line.
- Construction Manager John Connor (East Montpelier) who managed the project under a tight budget and timeframe, bringing in a finished project on time and under budget.
- Architect Joel Page (East Montpelier) who brought our vision into life with his design.
- Energy consultant Andy Shapiro (East Montpelier) who helped us create our green building and helped us through the grant process to bring savings, both energy and money, to the project.
- Site Foreman Jim Benoit who made everything happen and always had a smile on his face.
- Wayne Lamberton (Calais) of Lamberton Electric who did the design build of the electrical system.
- Rick Purchase (Calais) who drilled our well.
- Engineer Rick DeWolfe (Calais) who oversaw our site design and all the engineering in the building.
- And a special thanks to Peter Backman and Annie Christopher (Calais) who made a generous donation to the project which helped us complete the second floor of the building.

And most of all, thank you to all the residents in East Montpelier and Calais who continue their support for our fire department.

EMFD Membership by Seniority, January 2011

1	Morse, Elliot	Safety Officer, Founding Member
2	Brazier, Tom	Captain, Firefighter
3	Winston, Jon	Firefighter
4	George, Bill	Safety Officer
5	Parker, Todd	Assistant Chief, Firefighter
6	Pelchuck, Greg	Firefighter
7	Smith, Earl	Firefighter
9	Huoppi, Karl	Lieutenant, Firefighter
10	Rolland, Ty	Deputy Chief EMS, EMT-Basic
11	Copping, Jay	Safety Officer, Firefighter, EMT-Intermediate-03
12	Copping, Robin	Firefighter, EMT-Intermediate-03, Chaplain
13	Audy, John	Chief, Firefighter-1, EMT-Basic
14	Chase, Steve	Firefighter, EMT-Basic
15	Chace, Diana	Lieutenant, Firefighter-1, EMT-Basic
16	Barstow, Rick	Firefighter
17	Talbot, Toby	Captain, Firefighter
18	Tuller, Chris	Firefighter
19	Wong, Jason	Firefighter, ECA, Lieutenant
20	Quesnel, Sara	Firefighter-1, EMT-Intermediate-03
21	Boucher, Jon	Deputy Chief Fire, Firefighter-1, ECA
22	Quesnel, Chris	Firefighter-1
23	Guare, Paul	Safety Officer, Firefighter
24	Swenson, Tom	Firefighter, EMT-Basic
25	Conti, Sandy	Firefighter
26	Brown, Larry	Assistant Chief, EMT-Intermediate-03, Firefighter-1
27	Nutbrown, Brad	Firefighter
28	Fleury, Brad	Firefighter, ECA
29	Carrien, Jim	Lieutenant, Firefighter-1
30	Deuso, Vanessa	Firefighter, ECA
31	Boguzewski, Alex	Firefighter
32	Belliveau, Ryan	Junior Firefighter
33	Karr, Kathy	Firefighter, ECA
34	Esselstyn, Erik	Firefighter
35	Brown, Bob	Firefighter-2, Paramedic, Active Supporting Member
36	Cetin, Matt	Firefighter-2, EMT-Int.-03, Active Supporting Member
37	Cochran, Jeff	Firefighter-2, EMT-Int.-03, Active Supporting Member
38	Helm, Brady	Junior Firefighter
39	Amell, Bill	Firefighter, EMT-Basic
40	Ashe, Russell	Firefighter-1, EMT-Intermediate-03
41	Bonneau, Tyler	VTC Intern: Firefighter, EMT-Basic
42	Vincent, Zack	VTC Intern: Firefighter, EMT-Basic
	Pelchuck, Rose	Administrative Assistant

ASSETS AND LIABILITIES, CASH BASIS

	6/30/09	6/30/10
Unrestricted Assets		
Checking Account	\$ 5,140	(23,912)
Donations Account	3,881	4,850
Contingency Account	14,989	10,442
Building Account	7,902	3,051
Ambulance Checking	50	(3,446)
Ambulance Savings	43	17,182
	<hr/>	<hr/>
Total Unrestricted	\$ 32,005	\$ 8,167
Restricted Assets		
Capital accounts: Physicals/Hep B Shots	8,816	8,450
Truck Replacement Account *	1,005	2,517
Building Account	10,000	0
	<hr/>	<hr/>
Total Restricted	\$ 19,821	\$ 10,967
	<hr/>	<hr/>
Total Assets	<u>\$ 51,826</u>	<u>\$ 19,134</u>

* See also: Town's Capital Reserve contributions to Fire Dept. projects on pages 35–37.

EMFD BUDGET SUMMARY		
Beginning Balance (July 1, 2009)		\$ 51,826
Revenues:		
East Montpelier appropriation (Fire).....	104,400	
East Montpelier appropriation (Ambulance)	65,545	
Calais appropriation (Fire)	34,800	
Calais appropriation (Ambulance)	31,715	
Insurance/Ambulance Revenue	58,335	
Donations/Grants	7,105	
Capital Revenue (East Montpelier)	1,763	
Interest	192	
Miscellaneous/Unbudgeted	33,084	
	<hr/>	
		336,939
Expenses:		
Fire Services	224,215	
Ambulance Services	143,413	
	<hr/>	
		(367,628)
Changes in temporarily restricted net assets:		
Net assets released from restriction	10,000	
	<hr/>	
		(10,000)
		<hr/>
Net Asset — Ending Balance (June 30, 2010)		<u>\$ 11,137 **</u>

** These figures were not professionally audited at the time of this report. Note that several deposits totaling \$7,997 were not properly coded and have been discovered by EMFD personnel. The final audit will be available for review at the Town Offices.

EAST MONTPELIER FIRE DEPARTMENT BUDGET

	FY10 Budget	Actual FY10	Current FY11	Proposed FY12
Ordinary Income/Expense	7/1/09–6/30/10	7/1/09–6/30/10	7/1/10–6/30/11	7/1/11–6/30/12
INCOME				
4100 E. Montpelier Contribution	104,400.00	104,400.00	105,596.25	105,596.25
4120 Calais Contribution	34,800.00	34,800.00	35,198.75	35,198.75
4200 Capital Rev-E. Montpelier		1,762.85		
4500 Donations		3,505.00		
4700 Interest/Dividends		164.78		
4960 E. Mont. Budget Pmt (Amb)		0.00		
Total Income	\$ 139,200.00	144,632.63	140,795.00	140,795.00
EXPENSES				
5000 Administrative	3,600.00	2,850.00	0.00	0.00
5010 Audit	1,700.00	1,700.00	1,800.00	1,800.00
5020 Building 1	2,500.00	3,258.55	3,200.00	3,200.00
5030 Building 2	1,000.00	1,114.81	2,500.00	2,500.00
5040 Annual Fee-Station 2	650.00	0.00	2,000.00	2,000.00
5050 Bookkeeping	2,990.00	3,975.00	4,000.00	4,000.00
5055 Treasurer	1,200.00	1,200.00	1,800.00	1,800.00
5060 Cellular Phone	1,100.00	1,270.03	1,100.00	1,100.00
5070 Diesel	3,000.00	4,389.88	3,000.00	3,000.00
5080 Dispatch	12,260.00	12,642.97	12,260.00	12,260.00
5090 Dues	675.00	753.82	675.00	675.00
5100 Electric-Station 1	1,000.00	795.63	750.00	750.00
5110 Electric-Station 2	550.00	489.27	1,500.00	1,500.00
5112 Snow Plowing	1,000.00	630.00	2,000.00	2,000.00
5120 EMS Supplies	1,000.00	3,670.56	0.00	0.00
5130 Equipment Repair	6,000.00	4,707.41	6,000.00	6,000.00
5140 Firefighting Supplies	5,000.00	7,802.39	5,000.00	5,000.00
5150 Gasoline	300.00	35.38	150.00	150.00
5160 Heating Oil-Station 1	4,000.00	3,545.70	3,000.00	3,000.00
5165 Wood Pellets-Station 2	0.00	0.00	3,000.00	3,000.00
5170 Heating LP-Station 2	4,100.00	5,522.62	2,000.00	2,000.00
5200 Insurance	28,780.00	38,923.18	31,840.00	31,840.00
5230 Legal	900.00	3,219.00	900.00	900.00
5240 Bank Charges	170.00	252.82	170.00	170.00
5245 Chaplain's Fund	400.00	42.00	400.00	400.00
5260 Office Supplies	2,200.00	3,347.26	2,500.00	2,500.00
5280 Personal Gear	6,000.00	4,153.75	6,000.00	6,000.00
5285 Physicals	5,500.00	265.00	2,500.00	2,500.00
5300 Postage	400.00	221.26	400.00	400.00
5320 Radio Repairs	2,625.00	1,229.00	2,600.00	2,600.00
5325 Radio Replacement	400.00	3,168.48	1,750.00	1,750.00
5340 Refreshments	1,500.00	594.56	1,500.00	1,500.00
5360 Stipend, Matching Funds	9,400.00	9,850.00	9,400.00	9,400.00
5380 Telephone/Comm	800.00	894.81	3,600.00	3,600.00
5400 Vehicle Repairs	7,500.00	8,611.44	7,500.00	7,500.00
5420 Training	3,000.00	3,778.95	3,000.00	3,000.00
5430 Defibrillator Maintenance	1,000.00	1,113.00	0.00	0.00
5440 Turnout Maintenance	1,000.00	0.70	1,000.00	1,000.00
5450 Hose Testing	4,000.00	2,521.80	0.00	0.00
5550 Oxygen		18.73	0.00	0.00
5700 Transfer-Trk/Eqt Rep. Fund	10,000.00	10,000.00		
Total Expenses	\$ 139,200.00	152,559.76	130,795.00	130,795.00

EMFD AMBULANCE SERVICE PROPOSED BUDGET

Ordinary Income/Expense	Approved FY10 Budget	Actual FY10 7/1/09–6/30/10	Current FY11 7/1/10–6/30/11	Proposed FY12 7/1/11–6/30/12
INCOME				
4500 Donations		3,600.00		
4700 Interest/Dividends		27.06		
4960 E. Mont. Budget Pmt (Amb)	65,545.00	65,545.00	95,542.00	95,542.00
4961 Calais Budget Pmt (Amb)	31,715.00	31,715.80	47,771.00	47,771.00
4962 Insurance Revenue (Amb)	8,459.00	8,459.00		
Total Income	\$ 105,719.00	109,346.86	143,313.00	143,313.00
EXPENSE				
5000 Administrative		0.00		
5010 Audit	1,500.00	1,000.00	1,500.00	1,500.00
5035 Building-Ambulance	641.00	500.00	0.00	0.00
5050 Bookkeeping	500.00	875.00	0.00	0.00
5070 Diesel	1,500.00	3,962.54	2,500.00	2,500.00
5080 Dispatch	7,620.00	7,618.80	7,620.00	7,620.00
5120 EMS Supplies		0.00	500.00	500.00
5130 Equipment Repair	500.00	0.00		
5200 Insurance	2,332.00	2,332.00	9,770.00	9,770.00
5230 Legal		0.00		
5240 Bank Charges		0.00		
5250 Admin/Office Supp (Amb)	1,000.00	2,178.44	2,000.00	2,000.00
5265 Office Computer/Software	2,500.00	2,928.63	500.00	500.00
5325 Radio Replacement	1,600.00	2,841.71	650.00	650.00
5400 Vehicle Repairs	2,500.00	6,609.02	2,500.00	2,500.00
5410 Vehicle Maintenance	100.00	1,166.81	0.00	0.00
5420 Training	600.00	800.00	2,000.00	2,000.00
5430 Defibrillator Maintenance	0.00	0.00	1,200.00	1,200.00
5500 Salary	56,160.00	78,648.50	97,000.00	97,000.00
5510 Payroll Tax	4,437.00	5,006.76	9,148.00	9,148.00
5520 Medical Supplies	3,000.00	3,291.54	4,000.00	4,000.00
5530 Infection Control	550.00	224.63	550.00	550.00
5540 Comm. Repair	375.00	0.00	375.00	375.00
5550 Oxygen	1,500.00	812.44	1,500.00	1,500.00
5560 Part Time/Call Pay	15,610.00	<i>combined with 5500 Salary</i>		
5570 Payroll Tax/Call Pay	1,194.00	<i>combined with 5510 Payroll Tax</i>		
Total Expense	\$ 105,719.00	120,796.82	143,313.00	143,313.00
OTHER INCOME				
4962 Insurance Revenue (Amb)	0.00	49,876.33		

— VITAL STATISTICS —
Report for January 1 to December 31, 2010

BIRTHS

Name of Child	Sex	Parents
Aevalyn Quesnel	F	Christopher & Sarah Quesnel
Macy Allen	F	Kristopher & Karen Allen
Garrett Clark	M	Arthur & Amanda Clark
Ember Byers	M	Joseph & Devon Byers
Alexander Isabelle	M	Stephan Isabelle & Angie Pratt
Tessa Scott	F	Richmond & Emily Scott
Noah Douse	M	Jason & Kimberly Douse
Addison Cook	M	Gregory & Whitney Cook
Lillian Kasulka	F	Shawn Kasulka & Laura Rappold
Emma Powers	F	Elmer Powers & Freesia Roy
Cormac Farrington	M	Craig Mowery & Nicole Farrington
Ila Dalmasse	F	Leighton Dalmasse & Julie Vogel
Alivia Hurley Bresette	F	David Hurley & Ashley Bresette
Emarie Brown	F	Michael & Kimberly Brown
Ava Woodworth	F	Adam & Lisa Woodworth
Rise Oakes	F	Shane & Martha Oakes
Lucien Chaloux	M	Dana Ward & Daniella Chaloux
Lacey Bennett	F	Rubin Bennett & Shaline Kirkpatrick
Rowan Jacob Gardner	M	Duffy Gardner & Krista Harness

MARRIAGES

Groom

Andrew Harper
Stephen Gilbert
Andrew Morse
Matthew Pelkey
Jordan Dunkling
Michael Sevigny
Ryle Goodrich
Cole Bliss
Larry Holt
Kenneth Smith
Burton Spooner
Philip Williams
Addison Soliday MacDonald
Thomas Edson
Ronald Morris
William Mattil

Bride

Michelle Gardner
Deborah Rice
Brooke MacDonald
Heather McLane
Krystal Garand
Nicole Dezotelle
Alyssa Johnson
Jennifer Taylor
Sandra Deforge
Brea Lipe
Monique Trepanier
Crystal Vivian
Brooke Erin Hauser
Heather Munzberg
Sharon Boguzewski
Mary Whyte

CIVIL MARRIAGE

Party

Katherine Feller
Elyse Gluck

Party

Heather Wright
Rita Gluck

DEATHS

Name	Age	Date
Phyllis Duso	90	January
Patricia Merriam	76	January
Paul Manghi	63	February
Mary Ellen Kelton	83	March
Ralph Flanders	91	April
Carl Hendrickson Jr	85	April
Edward Zuraw	84	May
Bruce Butler	56	June
Jann Bradley	61	July
Kenneth Mastelli	59	July
Evelyn Holt	84	July
Shirley Wright	75	August
Howard Yahm	67	September
Weston Cate	89	September
Claire Pierce	74	October
George Guy	81	October
Augustine Pacini	82	October
Martha Unsworth	87	November
Clifton Menard	88	November
Marshall Miller	69	December
Agnes Thibault	83	December
Jeanne Casella	62	December

PAUL K. MANGHI

June 8, 1946–Feb. 3, 2010

Perhaps best known for his wonderful breads and baked goods, Paul Manghi leaves a legacy of faith, wisdom, community spirit, hospitality and generosity to all those who were touched by him. A consummate craftsman, his winemaking was both a family tradition and a form of creative expression. He was happy in his country life; he found a balance between vocation, home, family, community, land, and personal space.



VOTING RECORD AND POPULATION

2000 Census: East Montpelier Residents = 2,578

July 1, 2008: VT Dept. of Health Population Estimate = 2,715

<u>Year</u>	<u>Total Registered</u>	<u>Australian Ballot (AB)</u>	<u>AB/FV Percentage</u>	<u>Floor Vote (FV)</u>
Town Meeting:				
2010	1,990	650	33% /	213
2009	2,057	880	43% / 13%	262
2008	1,903	1,151	60% / 16%	301
2007	2,102	743	36% / 11%	222
2006	2,059	674	33% / 12%	249
2005	2,076	626	30% / 8%	160
2004	1,984	807	41% / 8%	164
2003	2,011	525	26% / 8%	167
2002	1,973	587	30% /	
2001	1,993	513	26% / 8%	156
2000	1,832	727	40% /	
1999	1,805	511	28% /	
1998	1,777	671	38% /	
1997	1,768	511	29% / 10%	173
1996	1,622	521	33% / 16%	263
1995	1,691	588	35% / 10%	170
1994	1,608	495	31% / 17%	265
1993	1,672	609	37% / 14%	228
1992	1,664	619	39% / 16%	256
1991	1,580	594	38% / 16%	250
1990	1,480	538	36% / 20%	300
Primary Election:				
2010	2,011	730	36%	
2008	1,942	160	8%	
2006	2,066	423	20%	
2004	2,053	224	11%	
2002	1,995	394	20%	
2000	1,892	724	38%	
1998	1,777	432	23%	
1996	1,689	145	9%	
1994	1,628	469	29%	
1992	1,537	345	23%	
1990	1,513	418	28%	
General Election:				
2010	2,038	1,330	65%	
2008	2,046	1,675	82%	
2006	2,097	1,450	69%	
2004	2,116	1,569	74%	
2002	2,029	1,300	64%	
2000	2,020	1,530	76%	
1998	1,806	1,299	72%	
1996	1,777	1,323	75%	
1994	1,682	1,190	71%	
1992	1,671	1,428	86%	
1990	1,572	1,152	73%	

VOTER REGISTRATION

Voter Registration is being done in several ways under the “Motor Voter Bill” which came into effect as a requirement under the National Voter Registration Act of 1993.

Renewal of your Driver’s License or obtaining a new driver’s license will give you the opportunity to register to vote by filling out the appropriate section on the Motor Vehicle License application used by the Department of Motor Vehicles. You can also register at the Department of Social Welfare, Department of Aging & Disability, the Department of Health, and various other State Agencies.

You can also register at the Town Clerk’s Office during office hours: Monday through Thursday 9 a.m. to 5 p.m., Friday 9 a.m. to 12 Noon. You must be 18 years of age or older and take the Voter’s Oath if you have not taken it before. If you register by means of any of the State Departments listed above, that part of the form is sent to our office by the Secretary of State’s Office, and the Town Clerk then processes it with others received of recent date.

New Voter Registration Applications have been issued that now require you to add your VT DMV issued Driver License Number or Personal ID Number (VT PID#) on the voter application. If neither of these are available, the last four (4) digits of your Social Security Number is required. If any of these are not available, the Office of the Secretary of State will issue a unique identifying number for the voter’s use.

Voter approval to allow the Town Clerk to add names to the checklist was given at Town Meeting in 2003. After approval, the voter will receive a copy of his/her original application with the acceptance section completed.

The cut-off date for registering to vote in the State of Vermont is the Wednesday before any election. The Town Clerk’s Office is open from 9:00 a.m. until 5:00 p.m. for Voter Registration on the Wednesday before any election.

VOTER’S OATH: Do you solemnly swear (or affirm) that whenever you give your vote or suffrage, touching any matter that concerns the State of Vermont, you will do it so as in your conscience you shall judge will most conduce to the best good of the same, as established by the Constitution, without fear or favor of any person.

If you have any further questions, you may contact the Town Clerk at 223-3313.



TOWN AUDITORS' REPORT

July 1, 2009 – June 30, 2010

The Town Auditors have examined the accounts of the Town for the indicated fiscal period and, to the best of our knowledge, find they represent fairly the financial condition of the town as reported herein.

In addition, Fothergill, Segale & Valley, CPAs, (FSV) of Montpelier were engaged to audit the financial statements of the governmental activities and each major fund of the Town of East Montpelier for the indicated fiscal period. The final audit has been accepted by the Selectboard and is available for public inspection at the Town Office. The report for FY10 (July 1, 2009 – June 30, 2010) clearly identifies two material weaknesses in procedures that are supposed to ensure accurate, verifiable financial reporting:

- 1) Lack of controls to ensure property taxes billed, collected, and uncollected are reconciled on a regular basis. While the Selectboard and Treasurer have acknowledged this finding and believe further training would be helpful, regular reconciliation (at least quarterly) continues not to be done.
- 2) An instance of substantial payment being made without an invoice in hand but only a "request for payment." (An invoice was obtained.) FSV noted that warrants to pay bills were being completed just a few hours before the Selectboard's meetings, insufficient time to review all the payment documentation and obtain missing approvals or invoices in the case of charges being paid from statements. FSV recommends warrants be prepared at least one day in advance of Selectboard meetings.

A Town Auditor reviews each Accounts Payable Warrant prepared by the Treasurer together with all attached invoices, to verify their proper authorization, and the unsigned checks before the Selectboard approves payment. We have emphasized the necessity of paying from invoices and not from statements. The Town continues to contract with an outside payroll service to administer payroll and fringe benefits. Payroll Warrants are reviewed by a member of the Selectboard.

Auditors have been reviewing the Treasurer's reconciliation of bank statements. There continues to be a need for these to be done more timely, which would contribute to the recommended regular tax receipts reconciliation. Also, when errors are discovered, they need to be corrected in a timely manner. Transferring ESF funds into the Culvert Bank Account when they were due to the Town checking account is an error that occurred in June 2010 and still has not been corrected as of this date.

In addition, the incorrect handling of checks returned for insufficient funds has contributed to the difficulty of reconciling the books. The correct procedure for

posting returned amounts in both General Ledger and Tax Administration accounts needs to be followed consistently. The failure to do so led to an error in the Treasurer's May 19, 2010, Warrant to the Delinquent Tax Collector. We encourage monthly reconciliation of the Tax Administration records with the Grand List and the General Ledger. We will be reviewing General Journal entries toward proper and timely documentation and approval.

We concur with the external auditor's repeated recommendation that most of the small accounts be consolidated and tracked in the Town's computerized accounting system after training in the use of such a tracking system.

In preparing the Fund Balance page for this report, it was discovered that FY11 entries to the cash account had been posted to FY10 after the external auditor had gathered the requisite information. We recommend that all entries to the previous fiscal year after the external auditor has those records be made through a password protected system with auditor-reviewed journal entries

In light of these and other issues, the Town Auditors strongly recommend reinstating regular financial policy and procedure meetings attended by the Treasurer, the Auditors, and a member of the Selectboard.

We undertake these steps to bring more direct oversight to the financial record-keeping for the Town's funds. Our goal is to facilitate the work of our Town officials as well as the external auditor, and help all concerned to be more mindful and proficient in the exercise of their responsibilities to care for the Town's funds.

If you get a kick out of tilting at windmills, understanding numbers, and exercising your sense of humor, we are looking for someone to fill the vacancy that will be created when Putnam's term ends on Town Meeting Day. Many thanks to Putnam for his service.

The Town School District records and accounts were examined by Angolano & Company, of Shelburne, Vermont. The full independent audit report for the fiscal year ending June 30, 2010, is available at the East Montpelier Elementary School, the Town Offices, and the Washington Central Supervisory Union office.

— DEBORAH FILLION, *Chair*
PUTNAM CLAYTON
CHERIE STAPLES
January 29, 2011

**SUMMARY REPORT OF THE FINANCIAL CONDITION
OF
THE WASHINGTON CENTRAL SUPERVISORY UNION**

Submitted to the Town Auditors for the Towns of Berlin, Calais, East Montpelier, Middlesex and Worcester.

On behalf of the Board of Directors of the Washington Central Supervisory Union, I hereby submit the following summary report of the financial operations of the supervisory union.

For the year ending June 30, 2010, the Washington Central Supervisory Union operated on approved general fund and special education budgets totaling \$1,354,199. The supervisory union ended fiscal year 2010 with a \$118,152 reserved fund balance. This fund balance is reserved as follows: \$62,014 operations, \$48,344 special education, \$7,463 capital and technology, \$331 building project fund and \$ 0 administrative fiscal agent fees.

For fiscal year 2011, the supervisory union budgets total \$1,350,277 and it is anticipated that the year will end in balance.

For fiscal year 2012, it is anticipated that the supervisory union general fund and special educations budgets will total \$1,350,277.

Robbe Brook
Superintendent of Schools

**ATTENTION RESIDENTS OF BERLIN, CALAIS, EAST MONTPELIER, MIDDLESEX
AND WORCESTER**

Washington Central Supervisory Union (WCSU) offers special education services to eligible children three through twenty-one and early intervention for children birth to age three.

Eligible students with disabilities are entitled to receive a free, appropriate, public education.

WCSU may be unaware of all resident children and youth with a disability. If you know of a child who has a disability and is not in school, homeless, attending an independent school, enrolled in home study or not otherwise being educated at public expense, please notify us by contacting your local school principal or by calling or writing:

Kelly Bushey
Director of Special Services
Washington Central Supervisory Union
1130 Gallison Hill Road
Montpelier, VT 05602
802-229-0553 X 303

REPORT OF THE TOWN SCHOOL DISTRICT JULY 1, 2009 – JUNE 30, 2010



WASHINGTON CENTRAL SUPERVISORY UNION

Superintendent's Office Report

January 13, 2011

I am pleased to have this opportunity to report on the educational and financial status of Washington Central Supervisory Union (WCSU). WCSU is comprised of Berlin, Calais, Doty, East Montpelier, and Rumney Elementary Schools, as well as U-32 Middle and High School. As a supervisory union, our primary goal is to provide quality educational opportunities for the 1,700 students we serve PreK through grade 12 and to ensure that we are preparing our students for their future.

To meet this goal, we have continued to focus on: improving curriculum, instruction, assessment and professional development; expanding our early education programs; special services; improving technology and financial services to our member schools; and recruiting and retaining high caliber staff. Below I have highlighted some of our work and accomplishments over the past year.

WCSU Strategic Plan 2008-2013

Last year was a busy and productive one in Washington Central Supervisory Union as we continued to work across all schools on the implementation of our ambitious WCSU Five Year Strategic Plan. Our purpose in creating a Strategic Plan for 2008-2013 was to push all stakeholders in our PreK-12 school system to think futuristically about the needs of our students as we prepare them for the world in which they will be living. Much work went into the development of this plan and the selection of the key areas of focus which include: Collaborative Systems, Green and Wired, Engaged Citizens, Innovative Programming and Starting Early. As superintendent, it is my responsibility to make sure we set annual goals so that we can achieve the desired state outlined in this plan. A review of the year revealed that WCSU made progress as a system in many areas including our priorities of:

- Enhancing collaboration and creating organizational systems across the supervisory union
- Strengthening our foundation and collaborating on a three-year literacy project to improve the WCSU PreK-8 literacy program
- Greening the supervisory union and reducing our carbon footprint
- Integrating and increasing the use of technology for learning
- Moving towards 100% graduation rate by personalizing learning and expanding alternative programs for students

The entire plan as well as a report on the key accomplishments of Year Two can be viewed on our web site www.wcsuonline.org.

Curriculum, Instruction, Assessment and Professional Development

Dr. Carole Freeman, Assistant Superintendent for Curriculum, Instruction and Assessment, oversees curriculum, instruction, assessment, and professional development. An implicit assumption of the Strategic Plan was that it built upon a strong core foundation. While this is

true, what we also understand is that the core foundation needs regular review and improvement. Although overall WCSU students perform above the Vermont State average on all State measures of literacy learning and have done so for many years, we have not seen the improvements for all students that we would like. Recognizing the importance of literacy as an essential foundation for all other learning in schools and critical to achieving the 100% graduation rate, WCSU has embarked on a three year literacy project. This project, which is funded through the American Reinvestment and Recovery Act and other federal funds, has included an outside literacy audit, conducted by consultant Dr. Marjorie Lipson, of all of our schools PreK-6 and U-32 middle school. In addition, last year administrators and teacher leaders were engaged in professional development with Dr. Lipson, and over the summer, over 50 WCSU Prek and elementary educators attended a summer literacy course taught by Dr. Lipson. This work is guided by the recommendations from the literacy audits and will lead to an improved literacy program and changes in instructional practices.

Another component of our three-year literacy project was hiring Lindy Johnson as a WCSU Literacy Coordinator to work in the schools with staff. Lindy works directly in classrooms with teachers and students demonstrating current practices in reading and writing, including integrating technology.

Special Services

It is a pleasure to welcome Kelly Bushey as our new Director of Special Services. Kelly works closely with administrators and case managers to oversee the continuum of services and support for over 200 students with disabilities ages birth to 21 and assures compliance with federal laws. This includes managing contracted services for state placed students and out of district placements.

WCSU, like other districts across the country, has seen an increase in the number and complexity of needs of students on the Autism Spectrum as well as those with Emotional Disabilities. The staff collaborates across the district and works with other agency partners, such as Washington County Mental Health, to meet the diverse needs of this population and assure their success.

Each school has developed an Educational Support System, including an Educational Support Team (EST) that is available to assist families and teachers in meeting the individualized needs of students.

In preparation for the implementation of Act 153, requiring special education services to be coordinated by the supervisory union by July, 2012, Kelly, along with Dr. Alice Angney, is leading a WCSU Special Education Task Force to assist in this transition.

Early Education Programs

Starting Early is one of the five key areas of the WCSU Strategic Plan. WCSU is pleased to have Jen Miller-Arsenault working with us as a part-time WCSU Early Education Coordinator. Jen works with our preschool staff to provide leadership and coordination across our schools in order to enhance programs and meet the needs of our youngest students.

Helping our youngest learners to be ready for kindergarten is an important step in assuring school success. Each of our five WCSU elementary schools has a preschool program that serves 3 and 4 year olds from their towns. All of the programs are accredited and this year received the highest 4 or 5 Star rating from the State. These programs are funded by a combination of funds from the local school budget and state supports.

In addition, WCSU provides programs and supports for our preschool children with disabilities and those at-risk of school failure in all of the schools. We also coordinate with the regional Family Infant Toddler Program to support our youngest children (ages 0 – 2) with significant challenges. Our collective efforts in early education are an excellent investment in the future success of all our children.

High quality early childhood programs form the foundation for school success for all students in later years. By continuing to invest in and enhance our pre-kindergarten and kindergarten programs and high quality literacy experiences for our youngest students, we are building a strong foundation for improved academic achievement for all students and increasing the likelihood that all students will graduate from high school.

Technology

Last year, Jeff Arey, WCSU Director of Technology, along with members of the WCSU Technology Committee, updated our state required comprehensive 3-year technology plan for each of our schools and the central office. The 2009-2012 WCSU Technology plan (available at <http://wcsutechplan.pbworks.com>) is a high-level guiding document for technology endeavors at all the WCSU schools. It specifies five main over-arching objective areas that themselves contain several goals. As a whole, teachers, administrators, support staff, and students have made great progress in working towards achieving these technology goals. We will continue to follow the technology plan in the coming year and update it as necessary going forward.

With the hiring last year of a technology integrationist, Elizabeth McCarthy, to work at U-32, Calais, and WCSU we have seen students and staff engaged in use of technology in new and exciting ways. Through the Learning Network of Vermont (LVN) students have taken virtual tours to NASA and museums across the country.

U-32 Middle School teachers along with Middlesex and Calais school communities were successful in acquiring grants to enhance technology use in the Middle School as well Rumney and Calais 5/6 classrooms. These projects will be bringing more opportunities for our students to use lap top computers regularly in class and out.

We continue to use technology to provide enhanced communication with our constituents. The electronic ALERT system is used to notify staff and families of school closures or emergencies. The enhanced WCSU web site (www.wcsuonline.org) provides district-wide information and links to each of our school web sites.

Fiscal Services

Lori Bibeau, Business Administrator, manages and oversees all WCSU fiscal and business operations. Last year, the total funds processed through WCSU, including school budgets, grants, food programs, capital improvement funds and construction projects, totaled \$27.6 million. As required by law, each year WCSU conducts an outside audit of all schools, central office and fiscal operations. Annually, we receive accolades for our outstanding fiscal operations with either no or only minor audit findings.

Lori works closely with central office and school administrators, school directors, and town officials to develop and monitor school and central office budgets, grant funds, and special projects. Further, she aggressively seeks out revenue sources and investment opportunities.

Developing budgets for FY 12 under Act 146 and *Challenges for Change* has required additional financial calculations. Each school and the central office developed several budget scenarios including a level service budget, a level funded budget and a budget with the voluntary 2% reduction as stipulated under *Challenges for Change*. Although none of the boards were able to meet the voluntary 2% reduction targets, they each looked closely at their per pupil costs and reduced some staffing and other areas while continuing to meet the needs of our students while being fiscally responsible. All of our budgets last year and this year have come in with modest increases, and most have been level or below level increases.

Recently the boards negotiated and reached a 2 year contract agreement with the Washington Central Education Association. They are still in negotiations with the educational support staff. WCSU continues to participate in joint bidding and purchasing for fuel, supplies, transportation and technology, which has resulted in a significant cost savings. Lori and her staff continue to look for ways for our schools to collaborate on purchasing and achieve savings for our communities.

High Quality Staff and Parent and Community Involvement

Credit for the many accomplishments of our supervisory union goes to the efforts and commitment of our outstanding professional and support staff, as well as to our Administrative Leadership Team.

Parent and community involvement is vital to quality schools and school improvement. WCSU is fortunate to have so many parents, community and board members involved in our schools and the education of our students. On behalf of the students and staff, I wish to thank you for your continuing support for our schools and students.

Respectfully submitted,

Dr. Robbe Brook
Superintendent of Schools

Washington Central Supervisory Union
Combined Balance Sheet
All Fund Types - Fund Base
June 30, 2010

EXHIBIT III

	Governmental Fund Type			Proprietary Fund Type	Fiduciary Fund Type	Totals (Memorandum Only)
	General Fund	Special Revenue Fund	Capital Project Fund	Enterprise Funds	Agency Fund	
ASSETS:						
Current Assets:						
Cash	\$ 1,443,708	\$ 400				\$ 1,444,108
Accounts Receivable - State	34,075	10,970				45,045
Accounts Receivable - Employees	1,174					1,174
Accounts Receivable - Other LEAs				\$ 5,095		5,095
Accounts Receivable - Other	6,125	119,728			\$ 3,321	129,174
Due From Other Funds	-	1,012,049	\$ 18,125	235,308	56,701	1,322,183
Total Current Assets	<u>1,485,082</u>	<u>1,143,147</u>	<u>18,125</u>	<u>240,403</u>	<u>60,022</u>	<u>2,946,779</u>
TOTAL ASSETS	\$ 1,485,082	\$ 1,143,147	\$ 18,125	\$ 240,403	\$ 60,022	\$ 2,946,779
LIABILITIES & FUND EQUITY:						
Liabilities:						
Accounts Payable - Other	\$ 30,437	\$ 131,422	\$ 10,332			\$ 172,191
Due to Other Funds	1,276,125	46,059				1,322,184
Deferred Revenue	68,163	965,666		\$ 31,370	\$ 60,022	1,125,221
Amount Held for Agency Funds	-	-	-	-	-	-
Total Liabilities	<u>1,374,725</u>	<u>1,143,147</u>	<u>10,332</u>	<u>31,370</u>	<u>60,022</u>	<u>2,619,596</u>
Fund Equity:						
Fund Balances:						
Unreserved	-					-
Reserved	110,357		7,793			118,150
Retained Earnings	-	-	-	209,033	-	209,033
Total Fund Equity	<u>110,357</u>	<u>-</u>	<u>7,793</u>	<u>209,033</u>	<u>-</u>	<u>327,183</u>
TOTAL LIABILITIES & FUND EQUITY	\$ 1,485,082	\$ 1,143,147	\$ 18,125	\$ 240,403	\$ 60,022	\$ 2,946,779

The accompanying notes are an integral part of these financial statements.

- 8 -

NOTE: The Washington Central Supervisory Union records and accounts were examined by David H. Angolano, C.P.A., P.C., of Shelburne, Vermont. This page is an only excerpt; the full independent audit report for the fiscal year ending June 30, 2010, is available at the East Montpelier Town Offices and the Washington Central Supervisory Union offices. Also available for review: Copies of the U-32 audit and the East Montpelier School District audit.

**Washington Central Supervisory Union
Budget Summary
Fiscal Year 2011-2012**

Anticipated Revenues:

Assessments	\$1,004,987	\$1,006,277	\$1,006,277	\$1,012,077	\$5,800
Earnings on Investments	\$22,712	\$15,000	\$9,200	\$9,200	(\$5,800)
Misc Income and Admin Fees	\$3,813	\$0	\$0	\$0	\$0
Subtotal	\$1,031,512	\$1,021,277	\$1,015,477	\$1,021,277	(\$0)

Special Education Programs at Schools:

State Placed Reimbursements	\$521,393	\$329,000	\$685,583	\$329,000	\$0
-----------------------------	-----------	-----------	-----------	-----------	-----

Total Anticipated Revenues

	\$1,552,905	\$1,350,277	\$1,701,060	\$1,350,277	(\$0)
--	--------------------	--------------------	--------------------	--------------------	---------------

Fund Balance Usage

	\$0	\$0	\$0	\$0	\$0
--	-----	-----	-----	-----	-----

Total Source of Funds

	\$1,552,905	\$1,350,277	\$1,701,060	\$1,350,277	(\$0)
--	--------------------	--------------------	--------------------	--------------------	---------------

Expenditures:

Instruction Develop. Services	\$105,852	\$107,957	\$119,145	\$120,660	\$12,703
Technology Services	\$59,690	\$60,880	\$63,464	\$62,202	\$1,322
Superintendent's Office & Admin. Costs	\$279,976	\$288,224	\$285,782	\$289,914	\$1,690
Preschool Administration	\$57,614	\$58,404	\$56,826	\$51,134	(\$7,270)
Fiscal Services & Audit	\$252,052	\$282,089	\$269,933	\$270,998	(\$11,091)
Operation & Maintenance of Bldg.	\$61,483	\$20,620	\$20,620	\$24,120	\$3,500
Debt Service	\$0	\$26,400	\$26,400	\$25,760	(\$640)
Fund Transfers-Capital	\$72,500	\$8,500	\$8,500	\$14,500	\$6,000
Special Area Admin. Services	\$153,085	\$168,203	\$160,804	\$161,989	(\$6,214)
Subtotal	\$1,042,252	\$1,021,277	\$1,011,474	\$1,021,277	(\$0)

Special Education Programs at Schools:

Instructional Svcs-State Placed Students	\$517,384	\$329,000	\$685,583	\$329,000	\$0
--	-----------	-----------	-----------	-----------	-----

Total Use of Funds

	\$1,559,636	\$1,350,277	\$1,697,057	\$1,350,277	(\$0)
--	--------------------	--------------------	--------------------	--------------------	---------------

-0.00%

Washington Central Supervisory Union

Budget Summary

Fiscal Year 2011-2012

Washington Central SU

BUDGET2011-2012

School

(See Note#1)

BUDGET2011-2012											
School	ADM	ADM %	Administrative Assessment	Curriculum Assessment	Technology Assessment	Fiscal Services Assessment	Special Svcs Assessment	Preschool Adm Assessment	Total Assessment	Local Revenues	Net Assessments
Berlin	196	12.8%	\$45,201	\$15,494	\$7,988	\$33,914	\$20,802	\$15,052	\$138,451	(\$11,774)	\$126,677
Calais	122	8.0%	\$28,155	\$9,651	\$4,975	\$21,125	\$12,957	\$8,743	\$85,607	(\$7,334)	\$78,273
East Montpelier	223	14.6%	\$51,429	\$17,629	\$9,088	\$38,587	\$23,668	\$11,398	\$151,799	(\$13,396)	\$138,403
Middlesex	171	11.2%	\$39,441	\$13,520	\$6,970	\$29,592	\$18,151	\$12,264	\$119,937	(\$10,273)	\$109,664
Worcester	75	4.9%	\$17,366	\$5,953	\$3,069	\$13,030	\$7,992	\$3,677	\$51,086	(\$4,523)	\$46,563
Union 32	739	48.4%	\$170,401	\$58,412	\$30,112	\$127,851	\$78,419	\$0	\$465,196	(\$44,385)	\$420,811
Total	1526	100.0%	\$351,994	\$120,660	\$62,202	\$264,098	\$161,989	\$51,134	\$1,012,077	(\$91,686)	\$920,391

(See Note#1)

BUDGET2010-2011											
School	ADM	ADM %	Administrative Assessment	Curriculum Assessment	Technology Assessment	Fiscal Services Assessment	Special Svcs Assessment	Preschool Adm Assessment	Total Assessment	Local Revenues	Net Assessments
Berlin	199	12.9%	\$43,094	\$13,873	\$7,823	\$35,402	\$21,615	\$12,541	\$134,348	(\$12,234)	\$122,114
Calais	130	8.4%	\$28,325	\$9,119	\$5,142	\$23,269	\$14,207	\$9,215	\$89,277	(\$8,041)	\$81,236
East Montpelier	234	15.2%	\$50,895	\$16,385	\$9,240	\$41,811	\$25,528	\$12,114	\$155,973	(\$14,449)	\$141,524
Middlesex	156	10.1%	\$33,760	\$10,868	\$6,129	\$27,734	\$16,933	\$19,740	\$115,164	(\$9,584)	\$105,580
Worcester	70	4.5%	\$15,188	\$4,889	\$2,757	\$12,477	\$7,618	\$4,795	\$47,724	(\$4,312)	\$43,412
Union 32	756	48.9%	\$164,083	\$52,823	\$29,788	\$134,796	\$82,301	\$0	\$463,791	(\$46,582)	\$417,209
Total	1545	100.0%	\$335,345	\$107,957	\$60,879	\$275,489	\$168,202	\$58,405	\$1,006,277	(\$95,202)	\$911,075

NOTES:

School Summary

Assessment Incr (Decr)
Berlin
Calais
East Montpelier
Middlesex
Worcester
Union 32

1) Special Svcs generates revenue which offset these costs. The revenues are in the respective school's budget. They are included in Special Ed. Reimbursements.

Total

**Washington Central Supervisory Union
Salary & Benefit Projection
As of November 17, 2010**

**Benefits include the cost of:
Health Insurance, Retirement, Section 125 Plan, Social Security/Medicare,
Dental Insurance, Disability Insurance, Workers Compensation Insurance,
and Unemployment Insurance.**

	Projected Salaries	Total Salary & Benefits
Arey Jeffrey	\$82,480	\$110,727
Bibeau Lori	\$93,295	\$123,379
Blondin Patricia	\$46,938	\$66,303
Breer Virginia	\$41,427	\$63,547
Brook Roberta	\$114,081	\$131,765
Bushey Kelly	\$80,000	\$97,949
Carr Ann	\$40,319	\$53,233
Chevalier Candy	\$43,878	\$65,661
Cykon Cynthia	\$39,330	\$50,124
Cyr Joanne	\$50,000	\$72,578
Fair Renee	\$39,672	\$50,524
Freeman Carole	\$86,300	\$102,040
Johnson Malinda	\$65,000	\$87,226
Kittredge Matthew	\$33,011	\$41,997
Ksepka Michelle	\$37,836	\$59,347
Mahoney Susan	\$6,000	\$6,513
Mankoff Joanne	\$61,193	\$81,778
Marineau Craig	\$48,011	\$60,347
McCarthy Elizabeth	\$51,888	\$72,542
McDermet Doug	\$32,622	\$44,623
Mier Louise	\$59,760	\$74,025
Miller-Arsenault Jennifer	\$43,366	\$50,717
Powers Bess	\$50,432	\$70,399
	\$1,246,839	\$1,637,344

NOTE: This information is not comparable from year to year as several positions listed above are paid by grants and other funding sources. These funding sources vary in amount on an annual basis.

District: East Montpelier County: Washington		T065 Washington Central		error base education amount. See note at bottom of page.	error estimated homestead base rate for FY2012. See note at bottom of page.
				8,544	0.87
Expenditures		FY2009	FY2010	FY2011	FY2012
1.	Budget (local budget, including special programs, full technical center expenditures, and any Act 144 expenditures)	\$2,937,717	\$3,180,486	\$3,193,881	\$3,183,814
2.	plus Sum of separately warned articles passed at town meeting	-	-	-	-
3.	minus Act 144 Expenditures, to be excluded from Education Spending	-	-	-	-
4.	Act 68 locally adopted or warned budget	\$2,937,717	\$3,180,486	\$3,193,881	\$3,183,814
5.	plus Obligation to a Regional Technical Center School District if any	-	-	-	-
6.	plus Prior year deficit reduction if not included in expenditure budget	-	-	-	-
7.	Gross Act 68 Budget	\$2,937,717	\$3,180,486	\$3,193,881	\$3,183,814
8.	S.U. assessment (included in local budget) - informational data	-	-	-	-
9.	Prior year deficit reduction (if included in expenditure budget) - informational data	-	-	-	-
Revenues					
10.	Local revenues (categorical grants, donations, tuitions, surplus, etc., including local Act 144 tax revenues)	\$451,127	\$469,984	\$455,088	\$385,629
11.	plus Capital debt aid for eligible projects pre-existing Act 60	-	-	-	-
12.	plus Prior year deficit reduction if included in revenues (negative revenue instead of expenditures)	-	-	-	-
13.	minus All Act 144 revenues, including local Act 144 tax revenues	-	-	-	-
14.	Total local revenues	\$451,127	\$469,984	\$455,088	\$385,629
15.	Education Spending	\$2,486,590	\$2,710,502	\$2,738,793	\$2,798,185
16.	Equalized Pupils (Act 130 count is by school district)	208.59	219.87	224.67	220.42
17.	Education Spending per Equalized Pupil	\$11,920.95	\$12,327.75	\$12,190.29	\$12,695
18.	minus Less net eligible construction costs (or P&I) per equalized pupil	\$202.12	\$47.12	-	-
19.	minus Less share of SpEd costs in excess of \$50,000 for an individual	\$0.37	\$0.35	-	-
20.	minus Less amount of deficit if deficit is solely attributable to tuitions paid to public schools for grades the district does not operate for new students who moved to the district after the budget was passed	-	-	-	-
21.	minus Less SpEd costs if excess is solely attributable to new SpEd spending if district has 20 or fewer equalized pupils	-	-	-	-
22.	minus Less planning costs for merger of small schools	-	-	-	-
23.	plus Excess Spending per Equalized Pupil over threshold (if any)	-	-	-	-
24.	Per pupil figure used for calculating District Adjustment	\$11,921	\$12,328	\$12,190	\$12,695
25.	District spending adjustment (minimum of 100%) (\$12,695 / \$8,544)	145.200%	144.285%	142.677%	148.581%
Prorating the local tax rate					
26.	Anticipated district equalized homestead tax rate to be prorated (148.581% x \$0.870)	\$1.2632 based on \$0.87	\$1.2409 based on \$0.86	\$1.2270 based on \$0.86	\$1.2927 based on \$0.870
27.	Percent of East Montpelier equalized pupils not in a union school district	43.379%	45.870%	48.550%	49.36%
28.	Portion of district eq homestead rate to be assessed by town (49.360% x \$1.29)	\$0.5480	\$0.5692	\$0.5957	\$0.6381
29.	Common Level of Appraisal (CLA)	57.55%	102.53%	98.73%	98.92%
30.	Portion of actual district homestead rate to be assessed by town (\$0.638 / 98.92%)	\$0.9522 based on \$0.87	\$0.5552 based on \$0.96	\$0.6034 based on \$0.890	\$0.6451 based on \$0.87
If the district belongs to a union school district, this is only a PARTIAL homestead tax rate. The tax rate shown represents the estimated portion of the final homestead tax rate due to spending for students who do not belong to a union school district. The same holds true for the income cap percentage.					
31.	Anticipated income cap percent to be prorated (148.581% x 1.80%)	2.61% based on 1.80%	2.60% based on 1.80%	2.57% based on 1.89%	2.67% based on 1.90%
32.	Portion of district income cap percent applied by State (49.360% x 2.67%)	1.13% based on 1.80%	1.19% based on 1.80%	1.25% based on 1.89%	1.32% based on 1.90%
33.	Percent of equalized pupils at U-32 UHSD	56.62%	54.13%	51.45%	50.64%
34.		-	-	-	-

- Due to the ongoing fiscal crisis, there is uncertainty as to what the base education amount and homestead tax rate should be. Our current recommendation is to use \$8,544 and \$0.87, respectively. A district may choose to use different parameters if so desired. Final figures will be set by the Legislature and approved by the Governor.

- The base income percentage cap is 1.80%.

Union 32 School District
Combined Balance Sheet
All Fund Types - Fund Base
June 30, 2010

EXHIBIT III

	Governmental Fund Type			Proprietary Fund Type	Fiduciary Fund Type	Totals (Memorandum Only)
	General Fund	Special Revenue Fund	Capital Projects Fund	Enterprise Fund	Agency Fund	
ASSETS:						
Current Assets:						
Cash	\$ 1,687,049				\$ 109,714	\$ 1,796,763
Accounts Receivable - State	5,492		\$ 1,200			6,692
Accounts Receivable - Other LEAs	54,682					54,682
Accounts Receivable - Other Inventory	1,947			\$ 1,146		3,093
				4,657		4,657
Due From Other Funds	-	\$ 813	671,595	62,968	-	735,376
Total Current Assets	1,749,170	813	672,795	68,771	109,714	2,601,263
Other Assets:						
Fixed Assets - net	-	-	-	160,977	-	160,977
Total Other Assets	-	-	-	160,977	-	160,977
TOTAL ASSETS	\$ 1,749,170	\$ 813	\$ 672,795	\$ 229,748	\$ 109,714	\$ 2,762,240
LIABILITIES & FUND EQUITY:						
Liabilities:						
Accounts Payable - State	\$ 36,946					\$ 36,946
Accounts Payable - Other	215,371	\$ 498	\$ 13,000	\$ 8,142		237,011
Deferred Revenue	10,811	315		3,518		14,644
Due to Other Funds	734,175		1,200			735,375
Amount Held for Agency Funds	-	-	-	-	\$ 109,714	109,714
Total Liabilities	997,303	813	14,200	11,660	109,714	1,133,690
Fund Equity:						
Fund Balances:						
Reserved	751,867		658,595			1,410,462
Retained Earnings, Unrestricted	-	-	-	218,088	-	218,088
Total Fund Equity	751,867	-	658,595	218,088	-	1,628,550
TOTAL LIABILITIES & FUND EQUITY	\$ 1,749,170	\$ 813	\$ 672,795	\$ 229,748	\$ 109,714	\$ 2,762,240

The accompanying notes are an integral part of these financial statements

- 8 -

NOTE: The Union 32 School District records and accounts were examined by David H. Angolano, C.P.A., P.C., of Shelburne, Vermont. This page is only an excerpt; the full independent audit report for the fiscal year ending June 30, 2010, is available at the East Montpelier Town Offices and the Washington Central Supervisory Union offices. Also available for review: Copies of the WCSU audit and the East Montpelier School District audit.

U-32 BUDGET SUMMARY DESCRIPTION	ACTUAL 2009-2010	BUDGET 2010-2011	PROJECTED 2010-2011	BUDGET 2011-2012
REVENUES				
TUITION	556,069	609,966	612,119	612,119
INVESTMENT INCOME	126,560	32,106	126,339	32,106
EDUCATION SPENDING REVENUES	11,243,200	10,920,170	10,920,170	11,106,595
MISCELLANEOUS INCOME	137,395	65,109	83,570	57,109
STATE REVENUES-MISC	180,845	183,245	178,504	177,899
SPED MAINSTREAM BLOCK GRANT	274,378	276,957	276,957	263,889
SPECIAL EDUCATION INCOME	1,004,537	908,710	908,710	873,948
SUBTOTAL REVENUES	\$13,522,984	\$12,996,263	\$13,106,369	\$13,123,665
EXPENSES				
BUSINESS ED.	165,825	179,564	186,843	185,833
DRIVER ED.	85,346	53,864	53,864	53,637
ENGLISH	719,882	775,436	721,104	711,477
ACTING, DANCE & VISUAL ARTS	236,526	271,375	276,669	286,247
FOREIGN LANGUAGE	274,344	294,987	304,632	313,548
TECHNOLOGY ED .	137,913	140,471	141,733	141,886
LIVING ARTS	87,817	91,980	97,089	96,608
MUSIC	196,841	209,727	213,452	214,996
PHYSICAL ED.	315,499	350,909	337,176	339,372
MATHEMATICS	625,383	691,487	679,458	697,836
SCIENCE	782,047	852,398	844,563	855,270
SOCIAL STUDIES	487,501	534,887	506,724	518,957
INSTRUCTIONAL-SCHOOLWIDE	473,512	544,797	673,871	692,586
OTHER INSTRUCTION-504	2,812	2,700	2,700	2,700
MIDDLESCHOOL PROGRAMS	21,522	18,375	18,375	18,375
INSTRUCTIONAL & SUPPORT SVCS-ARRA	382,900	0	0	0
GUIDANCE SERVICES	493,592	514,647	475,500	482,946
HEALTH SERVICES	118,045	119,020	119,766	121,428
CURRICULUM SERVICES	59,876	52,823	52,823	58,412
MEDIA SERVICE	98,329	97,816	97,827	98,704
SCHOOL LIBRARY SERVICES	245,502	248,720	248,633	250,730
TECHNOLOGY SERVICES	326,157	363,266	364,017	381,633
BOARD OF EDUCATION	54,970	53,721	53,721	53,721
OFFICE OF SUPERINTENDENT	161,762	164,083	164,083	170,401
OFFICE OF PRINCIPAL	822,237	932,739	940,863	941,508
FISCAL SERVICES	129,919	134,796	134,796	127,851
INTEREST EXPENSE	98,193	0	94,233	0
AUDITING SERVICES	4,300	4,300	4,300	4,500
OPERATION AND MAINTENANCE	1,164,496	1,215,016	1,208,878	1,166,144
STUDENT TRANSPORTATION SV	497,706	486,016	486,016	523,473
TRANSFERS TO OTHER FUNDS	1,680,414	1,011,009	1,011,009	962,634
SPECIAL EDUCATION PROGRAMS	1,660,959	1,570,490	1,542,452	1,613,014
PSYCHOLOGICAL SERVICES	20,339	24,500	24,500	24,500
SPEECH SERVICES	77,487	79,199	105,405	105,770
OCCUPATIONAL & PHYSICAL THERAPY SERVICE	21,250	24,864	24,864	26,500
SPECIAL EDUCATION ADMINISTRATION	139,247	143,987	143,987	145,992
SPECIAL EDUCATION TRANSPORTATION	37,105	37,500	37,500	43,200
SU ASSESSMENTS SPED	88,430	82,301	82,301	78,419
ENGLISH LANGUAGE LEARNERS	16,588	10,765	10,765	11,283
CO-CURRICULAR ACTIVITIES	611,557	611,728	620,068	601,574
TOTAL EXPENSES	\$13,624,130	\$12,996,263	\$13,106,560	\$13,123,665
U 32 Cost per Equalized Pupils				
Historical Trends				
Local Education Spending - Per State Formula			\$10,920,170	\$11,106,595
% Increase In Local Educaton Spending				1.71%
U32 Equalized Pupils-Average Daily Membership			830.01	800.72
Local Ed Spending Per Equalized Pupil			\$13,157	\$13,871
% Increase In Spending Per Equalized Pupil				5.43%

**U-32 School District
Salary & Benefit Projection
As of November 23, 2010**

**Benefits include the cost of: Health Insurance,
Retirement, Section 125 Plan, Social Security/Medicare,
Dental Insurance, Disability Insurance, Workers
Compensation Insurance and Unemployment Insurance.**

	<u>Projected Salaries</u>	<u>Total Salary & Benefits</u>		<u>Projected Salaries</u>	<u>Total Salary & Benefits</u>
Abbiati Judy	\$56,852	\$67,770	Devries Aanika	\$50,647	\$61,007
Albee Brian	\$45,683	\$53,868	Ditmeyer Christine	\$12,167	\$13,259
Allen Beth	\$30,241	\$35,828	Dolan Paula	\$50,647	\$69,776
Allen Karen	\$25,895	\$37,287	Dorsey Lillie Ellen	\$23,462	\$27,633
Antonucci John	\$46,924	\$66,002	Doyle Shawn	\$31,790	\$40,635
Audy Kathy	\$8,720	\$9,458	Dunn William	\$35,588	\$45,002
Babic Katie	\$49,406	\$68,925	Eaton Margaret	\$66,598	\$83,968
Barany Katelin	\$18,646	\$27,502	Emery Paula	\$51,888	\$62,410
Barrows Stephen	\$53,319	\$62,190	Fair Patricia	\$29,050	\$39,511
Bartlett Derek	\$30,370	\$40,983	Farnsworth Heath	\$33,246	\$42,309
Bazis David	\$43,201	\$62,163	Ferguson Kristie	\$38,614	\$59,481
Bennett Erik	\$38,882	\$48,790	Ferris Sheryl	\$34,856	\$44,838
Bickford Judy	\$61,193	\$70,771	Fitch Lesley	\$43,531	\$65,135
Blackburn Christopher	\$53,638	\$73,537	Flynn Margaret	\$48,165	\$67,573
Blakely Xiomara	\$28,070	\$47,358	Flynn Timothy	\$78,298	\$96,720
Bonamico Andrea	\$43,201	\$58,471	French Adam	\$49,915	\$60,461
Boulanger Chantal	\$28,624	\$47,492	Galligan-Baldwin Erin	\$48,166	\$63,881
Brochu Bonnie	\$30,657	\$46,640	Gandin Dan	\$58,093	\$78,392
Brown Ronald	\$55,611	\$64,688	Gandin Tracy	\$48,165	\$53,039
Bruno Barbarann	\$21,421	\$30,693	Garand Laura	\$20,186	\$27,293
Byrd Melanie	\$19,403	\$26,392	Garand Travis	\$18,110	\$24,905
Carey Bodo	\$60,507	\$81,024	Garcia Joan	\$24,813	\$39,919
Carpenter Kelly	\$17,753	\$25,974	Garrrity Leigh	\$58,093	\$69,373
Cate Thomas	\$62,961	\$83,698	Gerritt Keith	\$101,634	\$122,354
Cate Weston III	\$25,504	\$35,388	Gilbert Michael	\$23,877	\$26,240
Chaloux Sandra	\$43,201	\$51,164	Gora Peter	\$22,736	\$32,205
Chaplin Mark	\$62,943	\$79,985	Grace Caroline	\$49,915	\$58,480
Chase Betty	\$19,219	\$27,659	Grantz Christopher	\$47,433	\$57,756
Clark-Warner Heather	\$18,646	\$36,019	Greene Daniel	\$63,476	\$83,757
Collier Rachel	\$44,442	\$54,496	Guiffre Catherine	\$50,647	\$70,278
Cook Vicki	\$21,214	\$35,781	Hannigan David	\$38,572	\$55,740
Cooke Ellen	\$58,093	\$78,392	Harrington Casey	\$64,896	\$89,153
Crossett Paula	\$45,683	\$64,868	Heintz Benjamin	\$50,647	\$70,278
Cueto Linda	\$19,403	\$26,392	Hilferty John	\$43,201	\$51,163
Daigle Peter	\$29,199	\$37,884	Hill MaryEllen	\$26,438	\$41,789
Dalmasse Denise	\$63,865	\$73,683	Hoermann Tammy	\$24,481	\$43,231
David Beatrice	\$50,647	\$66,540	Horowitz Michael	\$43,201	\$58,420
Davis Elizabeth	\$18,287	\$25,109	Houston Glenn	\$50,393	\$66,308
Dean Fletcher	\$20,598	\$35,073	Hungerford Richard	\$48,370	\$61,679
DeCicco Sally	\$24,148	\$33,828	Hurley Kevin	\$29,163	\$44,922
Decker Anne	\$42,504	\$49,596	Kelly Siobhan	\$18,646	\$26,383
Deguzzman Jodi	\$17,753	\$26,476	Kiefer Julie	\$54,370	\$70,642
Dentith Susan	\$61,193	\$72,752	Koenigbauer Amy	\$40,719	\$50,288
Desch Marguerite	\$60,834	\$72,360	Korecki-Moll Barbara	\$58,093	\$74,700

**U-32 School District
Salary & Benefit Projection
As of November 23, 2010**

**Benefits include the cost of: Health Insurance,
Retirement, Section 125 Plan, Social Security/Medicare,
Dental Insurance, Disability Insurance, Workers
Compensation Insurance and Unemployment Insurance.**

	<u>Projected Salaries</u>	<u>Total Salary & Benefits</u>		<u>Projected Salaries</u>	<u>Total Salary & Benefits</u>
Koritz Laura	\$19,031	\$24,823	Schaeffer Nicolle	\$34,561	\$42,524
Kruger Jennie-Beth	\$36,540	\$46,097	Shannon Russell	\$37,186	\$53,644
Lahey John	\$18,231	\$19,818	Simmons Mary Ellen	\$26,565	\$31,014
Lahey Sam	\$30,370	\$44,488	Singleton Dorothy	\$17,753	\$35,495
Lamberti Sheryl	\$21,027	\$39,259	Skoglund Benjamin	\$48,165	\$56,573
LaPlante Lisa	\$77,589	\$88,639	Slopey Brian	\$66,573	\$83,942
Larrabee Marieka	\$13,679	\$14,837	Smetana Jessica	\$48,165	\$67,523
Law Michael	\$23,877	\$25,873	St. Peter Hollis	\$48,165	\$56,573
Leslie Nicole	\$41,960	\$51,791	Stevens Debra	\$19,402	\$26,392
Levine Judd	\$55,611	\$75,688	Taylor Stephanie	\$76,149	\$97,135
Loose Jonathan A	\$29,372	\$36,267	Thomas Gillian	\$43,496	\$52,262
Lunn Jeneane	\$53,638	\$73,537	Tolassi Jane	\$61,193	\$78,078
Magoon Heather	\$23,815	\$38,772	Towne Stephen	\$50,647	\$70,278
Malloy Janilyn	\$62,222	\$71,892	Trombly-Holcomb Arlene	\$36,313	\$53,142
Martin Tracy	\$37,185	\$54,145	Vandal Norman	\$56,852	\$73,347
Massey Jessica	\$7,608	\$8,252	VanDeren Lauren	\$36,441	\$47,964
Mayette Sue Anne	\$61,193	\$78,078	Verchereau-Staab Suzanne	\$27,105	\$34,746
McAndrew Shane	\$38,344	\$50,222	Violette Daniel	\$58,093	\$74,700
McCann Katherine	\$54,370	\$74,285	Volinsky Sarah	\$56,262	\$65,398
McCord Denise	\$61,193	\$72,250	Vos April	\$39,478	\$54,413
McEachern Jessica	\$39,478	\$48,936	Walker Katherine	\$45,482	\$52,440
McMahon William	\$28,624	\$38,473	Wheelock Ann	\$37,909	\$54,978
McNaulty William	\$31,733	\$42,550	Wiese Kathy	\$62,943	\$83,633
Mitchell Spencer	\$47,651	\$60,853	Williams Christopher	\$53,129	\$61,983
Molina Amanda	\$70,941	\$87,632	Williams Dylan	\$43,201	\$53,099
Mooney Erin	\$49,406	\$57,926	Wilmott Margaret	\$59,693	\$76,444
Mooney Mark	\$79,843	\$102,096			
Newcomb Sharon	\$65,549	\$82,826			
Olson George	\$24,477	\$26,720			
Ostler John	\$36,996	\$46,336			
Palmer Victoria	\$50,647	\$70,278			
Pandolfo John	\$61,131	\$78,011			
Papineau Amy	\$21,882	\$29,243			
Paris Maria	\$53,129	\$63,963			
Parrott Diane	\$36,313	\$47,815			
Peck Douglas	\$10,982	\$11,912			
Perry Brittany	\$48,165	\$67,573			
Phillips Charles	\$24,131	\$31,828			
Pollock Pamela	\$19,403	\$37,391			
Poplawski Virginia	\$21,860	\$31,197			
Post Deborah	\$23,188	\$30,700			
Randall Nanci	\$24,131	\$33,808			
Reardon Michael	\$50,647	\$59,278			
Saxe Kenneth	\$59,593	\$80,027			
				\$6,521,226	\$8,507,340

Washington Central Supervisory Union

As of January 10, 2011

FINAL BUDGETS

Explanation of Tax Rate Changes From Budget 2010-2011 to Budget 2011-2012

Part #1 Impact of Common Level of Appraisal on Tax Rates

	Budget 1112 December 2010 Common Level Of Appraisal	Budget 1011 December 2009 Common Level Of Appraisal	Change	Local Residential		Local Nonresidential	
				Addl Tax \$100K	Tax Rate Impact	Tax Rate Impact	Addl Tax \$100K
Berlin	102.23%	102.55%	-0.32%	\$5	\$0.005	\$0.005	\$5
Calais	91.02%	97.05%	-6.03%	\$91	\$0.091	\$0.092	\$92
East Montpelier	98.92%	98.73%	0.19%	(\$3)	(\$0.003)	(\$0.002)	(\$2)
Middlesex	97.32%	74.11%	23.21%	(\$429)	(\$0.429)	(\$0.435)	(\$435)
Worcester	99.03%	99.39%	-0.36%	\$2	\$0.002	\$0.005	\$5

Part #2 Impact of State-wide Tax Rate- used \$.87 and \$1.36-Per memo 12/27/10-Increase of \$.01

	Local Residential		Local Nonresidential	
	Addl Tax \$100K	Tax Rate Impact	Tax Rate Impact	Addl Tax \$100K
Berlin	\$15	\$0.015	\$0.009	\$9
Calais	\$17	\$0.017	\$0.011	\$11
East Montpelier	\$15	\$0.015	\$0.010	\$10
Middlesex	\$18	\$0.018	\$0.010	\$10
Worcester	\$16	\$0.016	\$0.010	\$10

****Part #3 Impact of both Elementary & U32 Proposed FY 1112 Budgets with Equalized Pupil Changes**

	Local Residential		Local Nonresidential	
	Addl Tax \$100K	Tax Rate Impact	Tax Rate Impact	Addl Tax \$100K
Berlin	\$57	\$0.057	\$0.000	\$0
Calais	\$59	\$0.059	\$0.000	\$0
East Montpelier	\$63	\$0.063	\$0.000	\$0
Middlesex	\$3	\$0.003	\$0.000	\$0
Worcester	\$10	\$0.010	\$0.000	\$0

Total Combined Impact on Tax Rates-Equals Part 1 + Part 2 + Part 3

	Local Residential		Local Nonresidential	
	Addl Tax \$100K	Tax Rate Impact	Tax Rate Impact	Addl Tax \$100K
Berlin	\$77	\$0.077	\$0.014	\$14
Calais	\$167	\$0.167	\$0.103	\$103
East Montpelier	\$75	\$0.075	\$0.008	\$8
Middlesex	(\$408)	(\$0.408)	(\$0.425)	(\$425)
Worcester	\$28	\$0.028	\$0.015	\$15

Prepared by: Lori T. Bibeau, WCSU Business Administrator

Town of East Montpelier
Estimated Tax Calculations
As of January 10, 2011

NOTE: Includes East Montpelier Elementary and U32 Proposed Budgets.

				TAX RATES:	
				\$0.87	\$1.36
				Equalized	Actual
				Homestead	Homestead
				Equalized	Actual
				Homestead	Nonresidential
				Equalized	Nonresidential
				Homestead	Nonresidential

Town	Education Spending Per Eq Pupil	Base Ed Spending Amt	District Spending Adjustment	Equalized Pupils	TAX RATES:	
					Equalized	Actual
Projected Budget 1112	\$13,290	\$8,544	155.55%	446.55	\$1.353	\$1.368
Budget 1011	\$12,687	\$8,544	148.49%	462.75	\$1.277	\$1.293
	4.76%	0.00%		-3.50%		

Common Level of		Actual	
Appraisal		Homestead	
FY07-08	60.89%	\$2.130	Nonresidential
FY08-09	57.55%	\$2.216	\$2.234
FY09-10	102.00%	\$1.247	\$2.363
FY10-11	98.73%	\$1.293	\$1.317
FY11-12	98.92%	\$1.368	\$1.367
Local Tax Impact-Increase(Decrease)		\$0.075	\$1.375
Impact on a \$100,000 property		\$75	\$0.008
			\$8

Excess Spending Per Education Spending Per

	Equalized Pupil	Equalized Pupil
State Penalty Amount	\$14,733	
Amount Per Town	\$12,713	\$13,290
Elementary	\$12,695	\$12,695
U32	\$12,731	\$13,871

****Note: the tax rate is allocated as follows:**

TAX RATES:			
Current Common Appraised at 100%			
FY11-12		Level of Appraisal	Equalized
Elementary Tax Rate		\$0.01	\$0.64
U32 Tax Rate		\$0.01	\$0.71
TOTAL Tax Rate		\$0.02	\$1.35
			\$1.37

EAST MONTPELIER COMMUNITY CONNECTIONS

In 2011, Community Connections begins its tenth year serving the children and families of East Montpelier, Berlin, Calais, Middlesex, Worcester and Montpelier. Our mission is to make a positive difference in the lives of the area's youth, encourage healthy behaviors and decrease substance abuse. With prevention strategies central to this mission, Community Connections continues to deliver engaging, enriching programs during all out-of-school-time periods.

Last year 143 students participated in a wide assortment of out-of-school-time programs at EMES and 35 EM children attended summer camps. Coordinator Guy Viens, in his 10th year with the program, continued high-energy programming to keep kids active, safe, and engaged. Kids had diverse opportunities including x-c skiing and sledding, woodworking, stilting, video animation, Capital City Capers, and cooking with ChefBoyR'Gee. The most popular activities were swimming at First in Fitness with 29 kids and Hip Hop dance with 23 kids.

To help working parents, 49 children attended the before-school program and 13 preschoolers participated in the after pre-K program allowing them to spend the entire day at EMES. Twenty-six adults and kids attended Hunter Safety classes, and 44 adults and kids participated in wreath-making workshops.

Girls On The Run was popular again with 25 participants, focusing on physical fitness, self-esteem, and making positive choices. With Community Connections on site, the building was kept busy from 7:00 a.m. to 5:30 p.m., as well as during school year and summer vacations.

The **Alternative Path to Diploma** program graduated 21 students—8 from U-32 and 13 from Montpelier High in June 2010. Those graduates represented 6.5% and 14.8% respectively of the total graduates this year. Currently, Danny Hendershot and Dave Bennett have a caseload of around 35 students working on one- or two-year graduation plans. In addition to academic tutoring provided by Adult Basic Ed, the plans must include work experience and a community project, a written component and a verbal presentation. Plans may also include college courses, internships, private lessons, and other experiences. Some young people need a different way to complete their high school education, and this program moves us toward the goal of a 100% graduation rate.

Our sister organization, **Girls/Boyz First Mentoring** served over 125 children last year including 9 EM mentor/mentee pairs. Under the guidance of Wendy Farber, 45 pairs of adult mentors and youth mentees meet weekly to provide a consistent adult presence for selected youth. Mentoring is one important part of the community support that is needed for our youth to develop into healthy adults.

Thank you for supporting these many great youth programs over the course of 2010! Over 46% of students in our communities attend Community Connections afterschool programs. The impact is even greater when mentoring and the alternative program are added in. However, town and school contributions are minimal and grant funding ends shortly. We will need additional support from the community if we are to continue to provide these valuable services.

REPORT OF THE EMES SCHOOL BOARD

It has been a very busy and exciting year at East Montpelier Elementary School (EMES). The EMES Staff, Washington Central Supervisory Union (WCSU) Staff and EMES Board of Directors continue to work together to find solutions to the educational needs of our students and effective operation of the school. Roddy Cooke, our principal, and Alicia Lyford, our assistant principal, continue to be vibrant educational leaders in our school and the board thanks them.

Before I continue, I want to state that I will not be seeking another term on the school board. Thank you all, especially my husband Alan, for your support over these past 20 years. I have seen a lot of changes happen in our school and in education in general over these years. I have enjoyed working with the staff, the different administrations and different board members. Thank you for this opportunity to represent the children of our school and serve our town.

We continue to see hard times in Vermont which could continue for the next year or two, especially in the education field. Our goal this year was to build a budget that had a minimal increase and would still provide a quality education for our children and be responsible to the taxpayers. We feel we have accomplished our goal. After many meetings and much effort, the Board approved a budget that is a decrease by 0.32% from last year's budget. Three other factors affect our tax rate: the Common Level of Appraisal, state-wide property tax rate, and the impact of both the elementary and U32 equalized pupil changes. So overall, the tax rate for our school budget will be an increase of .075 which will be an additional \$75.00 on a hundred thousand dollar home.

The last topic I wish to discuss is the facility. Our school needs to have more than TLC to get it in shape; we need major repairs. For the first step, the board has sent out RFP's to contactors/design firms to create an estimate of what work needs to be done just to keep the school open and safe for the children. We awarded the bid to Truex Cullins; their estimate should be ready by March 1st. It will not include making it ADA compliant, enhancing the kitchen to meet the Vermont DOE requirements, or renovating educational spaces to meet the needs of 21st century teaching and learning. That will be a further stage, with hopefully more input from the community. The EMES Facilities Committee will continue to meet. We urge all community members to voice your thoughts and concerns either by contacting a board member or by attending a meeting (dates and times are posted on the school's website or you can contact the front office).

I would like to thank this year's current board members (in last name alpha order) for their hard work: Andi Colnes, Rubin Bennett (appointed by the board to complete Michele Leno's term), Rosie Laquerre, and Trevor Lewis.

Thank you to all of the residents and staff who continue to support the education of our children financially and as volunteers. We urge community members to visit our vibrant school, see the learning that takes place each day and meet and greet the staff.

—JAN ALDRICH, *EMES Board Chair*

East Montpelier School District
Combined Balance Sheet
All Fund Types - Fund Base
June 30, 2010

EXHIBIT III

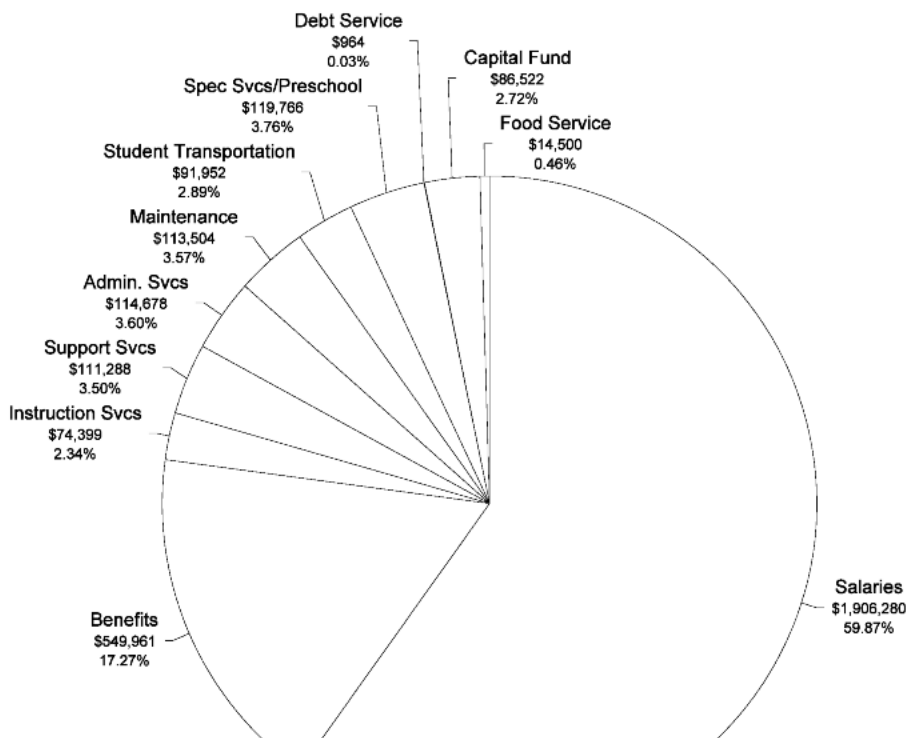
	Governmental Fund Types			Proprietary Fund Type		Fiduciary		Fund Types		Totals (Memorandum Only)
	General Fund	Special Revenue Fund	Capital Project Fund	Enterprise Fund	Agency Fund	Expendable Trust Fund				
ASSETS:										
Current Assets:										
Cash	\$ 223,495				\$ 5,086					\$ 228,581
Accounts Receivable - State	29,226			2,914						32,140
Accounts Receivable - Other	358		\$ 21,974	1,282						23,614
Due From Other Funds		\$ 24,177						\$ 7,467		31,644
Inventory	-	-	-	1,403	-			-		1,403
Total Current Assets	253,079	24,177	21,974	5,599	5,086			7,467		317,382
Other Assets:										
Fixed Assets - net	-	-	-	7,109	-			-		7,109
Total Other Assets	-	-	-	7,109	-			-		7,109
TOTAL ASSETS	\$ 253,079	\$ 24,177	\$ 21,974	\$ 12,708	\$ 5,086			\$ 7,467		\$ 324,491
LIABILITIES & FUND EQUITY:										
Liabilities:										
Accounts Payable - Other	\$ 86,476	\$ 3,663		283						\$ 90,422
Due to Other Funds	4,732		\$ 17,458	9,453						31,643
Deferred Revenue		3,028		3,042						6,070
Amount Held for Agency Funds		-	-	-				-		5,086
Total Liabilities	91,208	6,691	17,458	12,778	5,086			-		133,221
Fund Equity:										
Fund Balances:										
Reserved	161,871	17,486	4,516	(70)	-			7,467		191,340
Retained Earnings - Undesignated	-	-	-	(70)	-			-		(70)
Total Fund Equity	161,871	17,486	4,516	(70)	-			7,467		191,270
TOTAL LIABILITIES & FUND EQUITY	\$ 253,079	\$ 24,177	\$ 21,974	\$ 12,708	\$ 5,086			\$ 7,467		\$ 324,491

TOWN AUDITORS' NOTE: The East Montpelier School District records and accounts were examined by David H. Angolano, C.P.A., P.C., of Shelburne, VT. This page is only an excerpt; the full independent audit report for the fiscal year ending June 30, 2010, is available at the East Montpelier Elementary School, the Town Offices, and the Washington Central Supervisory Union offices. Also available for review: Copies of the WCSU audit and the U-32 audit.

EMES-Budget 11-12

Percentage of Each Category To The Total Budget

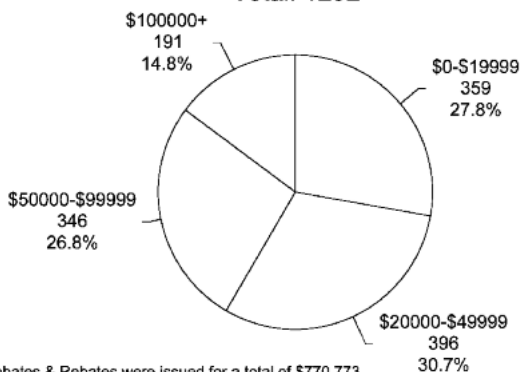
Total: \$3,183,814



Town of East Montpelier Vermont Personal Income Tax Return*

*As Processed By the Vermont Tax Department

CY 2009
Total: 1292



677 Prebates & Rebates were issued for a total of \$770,773
 There are 924 residential properties and a total of 1163 Properties
 in the Town of East Montpelier per the State of Vt Report-Dec 2010
 For more information or tax forms call 828-2865 or visit the tax department website www.state.vt.us/tax

EAST MONTPELIER ELEMENTARY SCHOOL REPORT

The Town School has been a busy place, to say the least. New teaching methods and the buzz of enthusiastic learners make the school an exciting place to be. I encourage you to come to the school for a visit.

Last year's report shared that we were beginning a multi-year literacy initiative, working to improve NECAP scores in both mathematics and literacy, and focusing significant energy on our school climate. This report will share our work in these areas and will also share information about our work to improve the physical plant.

Our school population is currently at 247 students, which is 12 students less than at this time last year. We continue to project that our student population will remain basically stable although our demographics have changed. Next year, we will no longer qualify for Title I funds as our free/reduced lunch participation has fallen below the qualification levels. Recognizing the importance of the program, we have absorbed these costs into the budget for the 2011-2012 school year.

Literacy — Year two of a concerted effort to redefine how we teach literacy has included significant changes to instructional practice. Fourteen teachers participated in a WCSU sponsored summer course taught by UVM professor Marjorie Lipson. This work with Dr. Lipson, a continuation of professional development that began last spring, is foundational for the improvement of our literacy instruction. The result is a change to delivering reading instruction using research based methods including flexible grouping, a 90-120 minute literacy block schedule, and a focus on using instructional practices that better meet the needs of all students. Throughout the current school year, and through next year, teachers will receive continuing professional development to support this initiative. Additional support will continue to be provided by specialists Lindy Johnson and Jenn Fitch. Our Action Plan seeks to improve our NECAP scores. We are confident that our work to change how we deliver literacy instruction will result in stronger test results in the years to come.

Mathematics — For the second year, mathematics expert Loree Silvis is providing professional support for teachers. The continued implementation of the Investigations (K-5) and Connected Mathematics (6-8) programs supports developing problem solving skills while developing strong number sense.

As with literacy, our Action Plan work in the area of mathematics also focuses on improving our NECAP scores through attention to instructional strategies that meet the needs of all students. If we are successful we will be able to reduce the achievement gap between our lower income students and the rest of our student body and increase our NECAP scores.

School Climate — This year EMES continues with the mantra of “SAFE, KIND, RESPECTFUL ADDS UP TO RESPONSIBLE.” We continue to refine our Re-

sponsive Classrooms (RC) approach to working with students. All WCSU schools are RC schools. Our whole school assemblies called Monday Morning Meetings bring us all together regularly and Road Runner Awards honor students who are “caught” doing good deeds. Last spring we launched our Student Leadership Team. This group of fourth through sixth graders help plan events such as spirit days and food drives, helping our students learn responsibility for our community while developing their leadership skills.

Bullying and internet safety are always areas of concern for a school community. We work diligently to be proactive in teaching students respect and responsibility. Last spring we offered internet safety workshops for students and an evening presentation for parents. These were well received and we hope to continue these opportunities in the years to come.

Facilities and other News — This fall saw the completion of a DDC web based HVAC control system. Through a Federal Recovery Act grant (\$50K) we installed the “backbone” for our heating system. The energy efficiency improvements will be much greater when we change out unit ventilators from the 1960s, so that our heating system can be controlled effectively with this new system. Also integral to this work was the replacement of the wood chip boiler control system.

The new well project will be completed during the summer of 2011 and phase II of the playground work will be installed. These projects as well as painting, replacing doors, and completing other light construction/repairs are helping improve our “living” conditions. Current facilities work involves getting expert estimations for needed repairs to the building. The Board will share this information as soon as the estimators report is available. We also continue to make the building available to groups free of charge. The school belongs to the community and is available for responsible groups to reserve space for events.

Our technology committee has worked to increase the integration of technology into teaching and learning. This year we created a part time technology integrationist position and have added four document cameras for use in classrooms. Our Action Plan includes the implementation of technology to improve student learning. Each teacher will use the document camera to accomplish this and some will go farther, using technologies such as Flip video and blogs.

The social committee launched the first East Montpelier Scavenger Hunt. This event brought families together as they visited businesses and other local sites throughout the community while raising money for our PTNO.

Annual events such as our school hike day and Reading to End Racism help bring us together while developing our citizenship qualities. All of us at EMES strive to make our school a great place of growth for our students.

It is with great appreciation that, on behalf of all of us at EMES, I extend a heartfelt thank you. The continued support of all of the people of East Montpelier has brought us through some difficult times and has positioned us for a great future. Please don’t hesitate to stop by for a visit!

—RODDY COOKE, *Principal*

East Montpelier Elementary School Capital Improvement Fund
Capital Budget
FY2007-2008
FY2008-2009
FY2009-2010
FY2010-2011

Beginning Fund Balance	\$27,251	\$66,161	\$27,899	\$4,516
Budget Appropriation	\$20,000	\$20,000	\$76,162	\$86,522
State Aid Roof	\$11,610	\$0	\$0	\$0
Miscellaneous Income-Insurance -Shed	\$0	\$7,328	\$0	\$0
Board Fund Balance Transfer	<u>\$50,000</u>	<u>\$7,000</u>	<u>\$7,000</u>	<u>\$0</u>
Total Source of Funds	\$108,861	\$100,489	\$111,061	\$91,038
Use of Funds* See Details Below	(\$42,700)	(\$72,590)	(\$106,545)	(\$91,000)
Ending Fund Balance	\$66,161	\$27,899	\$4,516	\$38

	Actual 07-08	Projected 08-09	Projected 09-10	Projected 10-11
Building Replacement Items				
Roof (offset by state aid)	\$38,700			
Storage Building				
Building Renovations-Flooring, Bathrooms, Painting & Remodeling		\$66,651		\$60,000
Building Renovations & Mobile Office Units			\$81,800	
Building Project Design and Related Costs		\$1,939	\$14,745	
Building Projects-Wood Chip Controls \$15K ARRA Grant		\$0		\$31,000
Inkind \$16K**SEE NOTE #4		\$0		\$31,000
Utilities				
Oil Tank	\$4,000			
Water Project** SEE NOTE 1				
Other Equipment				
Playground	\$0	\$4,000	\$10,000	
Computers - 5 year replacement-** SEE NOTE 2				
Telephone System - 7 year replacement ** SEE NOTE 2				
Total	\$42,700	\$72,590	\$106,545	\$91,000

NOTE 1:

The Water Project is a special article in March 2009. It includes \$50k : Planning \$25k, Water System \$25k. This is an interest free loan which we anticipate will be foregiven so no cost is included above.

NOTE 2:

A Special Article was approved in March 2008. This included a computer lab \$22k and a telephone system \$16k. The total approved amount was \$38,000 as part of the operating budget.

NOTE 3:

Designs for a building upgrade will be completed in FY0910. This will guide future capital plans and budgets. The storage shed replacement will be included in the plans for building upgrade.

NOTE 4:

In FY2010-2011, EMES received a \$50k ARRA Energy Grant. This required a local match(Inkind) of \$16k.

EMES ENROLLMENT

as of October 1st

Year	PreK	EEE	K	1	2	3	4	5	6	K-6 Total	Grand Total
1989-90			31	34	40	36	31	44	38	254	
1990-91			26	34	37	40	35	34	43	249	
1991-92			21	28	33	36	40	35	32	225	
1992-93			36	23	29	38	37	43	40	246	
1993-94			32	32	24	28	37	38	42	233	
1994-95			22	33	30	24	30	38	39	216	
1995-96			39	26	32	33	23	33	41	227	
1996-97			37	41	31	33	37	24	33	236	
1997-98			20	41	41	35	34	34	24	229	
1998-99			32	24	41	40	35	32	37	241	
1999-00			23	34	26	38	40	34	32	227	
2000-01	16	3	21	25	37	29	43	40	35	230	249
2001-02	18	1	21	26	27	37	31	45	43	231	250
2002-03	5	13	26	25	26	30	35	33	47	222	240
2003-04	20	3	27	29	24	26	28	32	36	202	225
2004-05	22	1	33	29	32	25	29	29	35	212	235
2005-06	23	3	30	28	27	31	26	27	29	198	224
2006-07	28	3	26	32	29	29	34	26	28	204	234
2007-08	21	3	31	36	25	34	34	34	27	223	247
2008-09	31	4	31	32	35	25	35	38	39	235	270
2009-10	27	3	32	33	31	32	29	31	37	225	255
2010-11	32	3	26	31	30	32	32	31	31	213	248

**East Montpelier Elementary School District
Salary & Benefit Projection**

As of November 23, 2010

	Projected Salaries	Total Salary & Benefits *
INSTRUCTIONAL 1100:		
Barrett Maria	\$61,193	\$78,474
Christiano Christine	\$45,683	\$65,163
Christy Kathryn	\$62,943	\$80,392
Donovan Jennifer	\$24,083	\$29,081
Dunkling Pamela	\$40,518	\$53,539
Fitch Jennifer	\$21,251	\$29,357
Gannon Robin	\$61,193	\$78,474
Gariboldi Lisa	\$51,888	\$71,965
Giammusso Laura	\$49,406	\$69,244
Holmes-Heiss Heidemarie	\$31,133	\$40,982
Knoedler Ellen	\$58,093	\$67,768
O'Hare Jamie	\$61,193	\$78,474
Parker Bethany	\$45,683	\$65,163
Pastore Carolyn	\$10,185	\$16,629
Quackenbush Gary	\$50,647	\$66,912
Shedd Ellen	\$50,647	\$70,605
Sherwin Michael	\$49,406	\$58,245
Willard David	\$43,201	\$58,750
Zeilenga Jillian	\$50,647	\$59,605
Sub total Teachers	\$868,993	\$1,138,822
Powers-Campbell Amanda	\$17,901	\$19,669
Sub total Technical	\$17,901	\$19,669
TOTAL INSTRUCTIONAL	\$886,894	\$1,158,491
PRE-SCHOOL 1101:		
Apgar Amy	\$29,057	\$34,160
DeForge Stephanie	\$12,541	\$13,588
Downing, Elizabeth	\$13,486	\$17,865
TOTAL PRE-SCHOOL	\$55,084	\$65,613
GUIDANCE 2120:		
Cordia Kacie	\$35,554	\$43,836
TOTAL GUIDANCE	\$35,554	\$43,836
HEALTH SERVICES 2130:		
Wirth Elizabeth	\$61,743	\$82,769
TOTAL HEALTH SERVICES	\$61,743	\$82,769
LIBRARY 2222:		
Badger Sandra	\$7,903	\$10,936
Bruccoli Arlyn	\$31,133	\$40,982
TOTAL LIBRARY	\$39,036	\$51,918
TECHNOLOGY 2225:		
Bruccoli Arlyn	\$20,755	\$27,291
TOTAL GUIDANCE	\$20,755	\$27,291
SCHOOL ADMIN. 2410:		
Badger Jane	\$25,732	\$39,239
Cooke Roderick	\$86,700	\$105,739
Lyford Alicia	\$63,240	\$83,475
Martin Karin	\$39,672	\$48,764
Royce Linda	\$8,681	\$16,008
TOTAL SCHOOL ADMINISTRATION	\$224,025	\$293,225

	Projected Salaries	Total Salary & Benefits *
OPER. & MAINTENANCE 2540:		
Fletcher David	\$31,946	\$46,052
Hill Todd	\$41,760	\$53,168
Minsenberger Robert	\$14,035	\$15,431
TOTAL OPER. & MAINTENANCE	\$87,741	\$114,651
SPECIAL EDUC. 1210:		
Carter Anne	\$61,193	\$82,166
Paterson Sheila	\$56,852	\$66,207
Wilcox Joy	\$25,277	\$29,170
Subtotal Teachers	\$143,322	\$177,543
Badger Sandra	\$11,148	\$15,608
Carrien James	\$18,240	\$25,610
Deforge Susan	\$7,432	\$8,148
Farnham Ruth	\$24,016	\$37,358
Gallagher Vanessa	\$17,222	\$18,925
Griggs Janine	\$17,222	\$24,493
Humphries Carol	\$21,232	\$23,321
Phillips Doris	\$24,016	\$31,942
Santiago Schober Nadya	\$17,561	\$24,866
Slade Jodi	\$17,561	\$34,023
Subtotal Technical	\$175,650	\$244,294
TOTAL SPECIAL EDUCATION	\$318,972	\$421,837
SPEECH SERVICES 2152:		
Taffel Patricia	\$59,334	\$69,129
Subtotal Teacher	\$59,334	\$69,129
Stone Katherine	\$20,618	\$33,633
Subtotal Technical	\$20,618	\$33,633
TOTAL SPEECH SERVICES	\$79,952	\$102,762
ENGLISH SECOND LANGUAGE 400-1100:		
Blodgett Diane	\$6,732	\$7,298
TOTAL ESL SERVICES	\$6,732	\$7,298
Subtotal General Fund	\$1,816,488	\$2,369,691
Food Services		
Olander Susan	\$24,266	\$26,647
Viens Guy	\$5,211	\$5,686
Woogmaster Aleck	\$12,544	\$13,686
TOTAL FOOD SERVICES	\$42,021	\$46,019
School-Wide Programs		
DeForge Susan	\$11,149	\$12,267
Fitch Jennifer	\$31,877	\$44,018
TOTAL SCHOOL-WIDE PROGRAMS	\$43,026	\$56,285
TOTAL SALARIES & BENEFITS	\$1,901,535	\$2,471,995

* Benefits include the cost of: Health Insurance, Retirement, Section 125 Plan, Social Security/Medicare Dental Insurance, Disability Insurance, Workers Compensation Insurance and Unemployment Insurance.

EAST MONTEPELIER ELEMENTARY

BUDGET 2011-2012

DESCRIPTION

REVENUES

BUDGET 2010	ACTUAL 2010	BUDGET 2011	PROJECTED 2011	BUDGET 2012	FINAL Inc/(Decr)	%
EARNINGS ON INVESTMENTS	\$0	\$0	\$31,258	\$0	\$0	ERR
MISCELLANEOUS INCOME-Purchase Discount	\$714	\$760	\$804	\$804	\$90	12.6%
MISCELLANEOUS INCOME-ERATE-Technology& Other	\$3,000	\$3,273	\$3,000	\$3,000	\$0	0.0%
MISCELLANEOUS INCOME-INSTR/FIELD TRIPS	\$4,500	\$3,217	\$4,600	\$3,300	(\$1,200)	-26.7%
MISCELLANEOUS INCOME-INSURANCE	\$0	\$1,149	\$0	\$0	\$0	ERR
MISCELLANEOUS INCOME-OTHER	\$0	\$2,124	\$10,565	\$0	\$0	ERR
EDUC. SPENDING REVENUES FROM STATE	\$2,710,502	\$2,618,121	\$2,738,793	\$2,798,185	\$59,392	2.2%
STATE TRANSPORTATION AID REIMBURSEMENT	\$33,358	\$32,634	\$34,247	\$33,893	\$643	1.9%
EDUC. SPENDING REVENUES FROM STATE-ARRA	\$0	\$92,381	\$93,457	\$0	\$0	ERR
SPED-MISC INCOME	\$0	\$15,707	\$0	\$0	\$0	ERR
SPED-MAINSTREAM BLOCK GRANT	\$74,031	\$74,031	\$81,217	\$78,769	(\$2,448)	-3.0%
SPED-EXPENDITURE REIMBURSEMENT	\$325,605	\$348,682	\$304,790	\$235,773	(\$69,017)	-22.6%
EEE GRANT-PRESCHOOL	\$28,776	\$28,561	\$27,617	\$30,090	\$2,473	9.0%
SUBTOTAL REVENUES	\$3,180,486	\$3,251,205	\$3,237,007	\$3,183,814	(\$10,067)	-0.3%
FUND BALANCE USAGE	\$0	\$0	\$0	\$0	\$0	ERR
TOTAL REVENUES	\$3,180,486	\$3,251,205	\$3,237,007	\$3,183,814	(\$10,067)	-0.32%

NOTE: FUND BALANCE SUMMARY

FUND BALANCE AS OF 7/1

INCREASE (DECREASE) FROM OPERATIONS

PROJECTED FUND BALANCE 6/30

\$93,852
\$68,018
\$161,870

INSTRUCTIONAL SERVICES

SALARIES-REGULAR-PROFESS.	\$852,206	\$785,371	\$866,538	\$880,509	\$943,057	\$76,519	8.8%
SALARIES-REGULAR-TECH.	\$51,347	\$40,484	\$23,709	\$23,709	\$35,542	\$11,833	49.9%
SALARIES-TEMPORARY	\$22,000	\$23,860	\$22,000	\$22,000	\$22,000	\$0	0.0%
SALARIES-INSTRUCTIONAL -ARRA	\$0	\$67,443	\$0	\$0	\$0	\$0	ERR
HEALTH BENEFITS	\$168,405	\$157,662	\$171,318	\$169,196	\$183,484	\$12,166	7.1%
SOCIAL SECURITY/MEDICARE	\$69,323	\$67,932	\$68,226	\$68,319	\$73,834	\$5,608	8.2%
SECTION 125 BENEFIT	\$981	\$981	\$846	\$846	\$891	\$45	5.3%
WORKMENS COMPENSATION	\$7,159	\$6,623	\$7,418	\$7,418	\$7,225	(\$193)	-2.6%
UNEMPLOYMENT COMPENSATION	\$781	\$780	\$817	\$1,978	\$3,821	\$3,004	367.7%
TUITION REIMBURSEMENT	\$20,000	\$14,311	\$20,000	\$36,311	\$20,000	\$0	0.0%
DENTAL BENEFITS	\$7,678	\$7,678	\$7,678	\$8,183	\$8,484	\$806	10.5%
DISABILITY BENEFITS	\$3,865	\$3,986	\$4,557	\$4,557	\$4,944	\$387	8.5%
PROF EDU SVC-ADM/EE FIELD TRIPS	\$8,000	\$4,914	\$8,000	\$8,000	\$5,000	(\$3,000)	-37.5%
OTHER PROFESSIONAL SVCS-DATA WAREHOUSE	\$810	\$163	\$810	\$810	\$810	\$0	0.0%
OTHER PROFESSIONAL SVCS-ENRICHMT & EST	\$3,000	\$1,806	\$3,000	\$3,000	\$3,000	\$0	0.0%
PROFESSIONAL SVCS-Four Winds	\$1,680	\$1,575	\$1,680	\$1,680	\$1,680	\$0	0.0%
GENERAL SUPPLIES & SOFTWARE	\$38,297	\$32,533	\$38,297	\$32,297	\$32,297	(\$6,000)	-15.7%
BOOKS AND PERIODICALS	\$13,347	\$4,533	\$13,347	\$13,347	\$9,347	(\$4,000)	-30.0%
TOTAL INSTRUCTIONAL SERVICES	\$1,268,879	\$1,222,635	\$1,258,241	\$1,288,160	\$1,355,416	\$97,175	7.7%

BUDGET 2011-2012 DESCRIPTION	BUDGET 2010	ACTUAL 2010	BUDGET 2011	PROJECTED 2011	BUDGET 2012	Budget 12-11 Incr/(Descr)	%
EEE & PRESCHOOL							
SALARIES-REGULAR-PROFESS.	\$39,809	\$43,374	\$45,187	\$44,267	\$46,490	\$1,303	2.9%
SALARIES-REGULAR-TECH.	\$11,526	\$13,347	\$12,541	\$12,541	\$12,787	\$246	2.0%
HEALTH BENEFITS	\$0	\$2,986	\$0	\$3,076	\$3,168	\$92	ERR
SOCIAL SECURITY/MEDICARE	\$3,927	\$4,339	\$4,416	\$4,306	\$4,494	\$78	1.8%
SECTION 125 BENEFIT	\$45	\$45	\$90	\$90	\$90	\$0	0.0%
WORKMENS COMPENSATION	\$391	\$391	\$462	\$462	\$426	(\$36)	-7.8%
UNEMPLOYMENT COMPENSATION	\$34	\$34	\$41	\$41	\$173	\$132	322.0%
TUITION REIMBURSEMENT	\$570	\$1,375	\$570	\$570	\$570	\$0	0.0%
DENTAL BENEFITS	\$376	\$376	\$281	\$281	\$281	\$0	0.0%
DISABILITY BENEFITS	\$194	\$234	\$221	\$221	\$232	\$11	5.0%
OTHER PROFESSIONAL SVCS	\$0	\$150	\$0	\$0	\$0	\$0	ERR
GENERAL SUPPLIES	\$1,695	\$1,136	\$1,695	\$1,695	\$1,695	\$0	0.0%
TOTAL EEE & PRESCHOOL	\$68,567	\$67,787	\$65,504	\$67,550	\$70,406	\$4,902	7.5%
SUPPORT SERVICES-ARRA							
SALARIES-SUPPORT-ARRA	\$0	\$24,938	\$0	\$0	\$0	\$0	ERR
TOTAL SUPPORT SERVICES-ARRA	\$0	\$24,938	\$0	\$0	\$0	\$0	
GUIDANCE SERVICES							
SALARIES-REGULAR-PROFESS.	\$48,402	\$46,115	\$40,672	\$36,020	\$35,854	(\$4,818)	-11.8%
HEALTH BENEFITS	\$0	\$1,380	\$0	\$4,471	\$4,605	\$4,605	ERR
SOCIAL SECURITY/MEDICARE	\$3,703	\$3,423	\$3,111	\$2,698	\$2,683	(\$428)	-13.8%
SECTION 125 BENEFIT	\$45	\$45	\$45	\$45	\$45	\$0	0.0%
WORKMENS COMPENSATION	\$361	\$361	\$320	\$320	\$266	(\$54)	-16.9%
UNEMPLOYMENT COMPENSATION	\$41	\$41	\$37	\$37	\$139	\$102	275.7%
DENTAL BENEFITS	\$502	\$502	\$401	\$401	\$402	\$1	0.2%
DISABILITY BENEFITS	\$235	\$123	\$198	\$187	\$186	(\$12)	-6.1%
GENERAL SUPPLIES	\$780	\$654	\$780	\$780	\$0	\$0	0.0%
BOOKS AND PERIODICALS	\$500	\$335	\$500	\$500	\$500	\$0	0.0%
TOTAL GUIDANCE SERVICES	\$54,569	\$52,979	\$46,064	\$45,459	\$45,460	(\$604)	-1.3%
HEALTH SERVICES							
SALARIES-REGULAR-PROF. OTH	\$61,207	\$59,393	\$60,581	\$65,935	\$61,818	\$1,237	2.0%
HEALTH BENEFITS	\$14,532	\$14,297	\$14,711	\$14,711	\$15,168	\$457	3.1%
SOCIAL SECURITY/MEDICARE	\$4,489	\$4,125	\$4,436	\$4,853	\$4,532	\$96	2.2%
SECTION 125 BENEFIT	\$45	\$45	\$45	\$45	\$45	\$0	0.0%
WORKMENS COMPENSATION	\$490	\$490	\$509	\$509	\$459	(\$50)	-9.8%
UNEMPLOYMENT COMPENSATION	\$56	\$56	\$58	\$58	\$240	\$182	313.8%
DENTAL BENEFITS	\$502	\$502	\$502	\$502	\$502	\$0	0.0%
DISABILITY BENEFITS	\$234	\$256	\$315	\$343	\$321	\$6	1.9%

BUDGET 2011-2012

BUDGET 2011-2012 DESCRIPTION	BUDGET 2010	ACTUAL 2010	BUDGET 2011	PROJECTED 2011	FINAL BUDGET 2012	Budget 12-11 Incr/(DeCr)	%
GENERAL SUPPLIES	\$1,120	\$1,081	\$1,120	\$1,120	\$1,120	\$0	0.0%
BOOKS AND PERIODICALS	\$145	\$0	\$145	\$145	\$145	\$0	0.0%
TOTAL HEALTH SERVICES	\$82,820	\$80,245	\$82,422	\$88,221	\$84,350	\$1,928	2.3%
CURRICULUM SERVICES							
SUPERVISORY UN SERV-CURRICULUM	\$18,192	\$18,192	\$16,385	\$16,385	\$17,629	\$1,244	7.6%
TOTAL CURRICULUM SERVICES	\$18,192	\$18,192	\$16,385	\$16,385	\$17,629	\$1,244	7.6%
SCHOOL LIBRARY SERVICES							
SALARIES-REGULAR-PROFESS.	\$59,124	\$59,725	\$37,237	\$30,812	\$32,847	(\$4,390)	-11.8%
SALARIES-REGULAR-TECHNICIAN	\$0	\$0	\$11,475	\$7,432	\$8,549	(\$2,926)	-25.5%
HEALTH BENEFITS	\$0	\$0	\$0	\$8,819	\$9,083	\$9,083	ERR
SOCIAL SECURITY/MEDICARE	\$4,523	\$4,292	\$3,727	\$2,840	\$3,079	(\$648)	-17.4%
SECTION 125 BENEFIT	\$45	\$45	\$45	\$45	\$90	\$45	100.0%
WORKMENS COMPENSATION	\$447	\$447	\$387	\$387	\$307	(\$80)	-20.7%
UNEMPLOYMENT COMPENSATION	\$51	\$51	\$44	\$44	\$161	\$117	265.9%
DENTAL BENEFITS	\$502	\$502	\$301	\$301	\$301	\$0	0.0%
DISABILITY BENEFITS	\$234	\$242	\$180	\$180	\$215	\$35	19.4%
REPAIRS AND MAINTENANCE	\$1,500	\$0	\$1,500	\$1,500	\$0	(\$1,500)	-100.0%
GENERAL SUPPLIES	\$1,900	\$1,122	\$1,900	\$1,900	\$1,900	\$0	0.0%
BOOKS AND PERIODICALS	\$5,600	\$4,703	\$5,600	\$5,600	\$6,300	\$700	12.5%
AUDIO/VISUAL MATERIALS	\$500	\$0	\$255	\$255	\$45	(\$255)	-100.0%
COMPUTER SOFTWARE	\$250	\$595	\$495	\$495	\$495	\$0	0.0%
TOTAL SCHOOL LIBRARY SERVICES	\$74,676	\$71,724	\$63,146	\$60,610	\$63,327	\$181	0.3%

TECHNOLOGY SERVICES

SALARIES-REGULAR-PROFESS.	\$0	\$0	\$19,638	\$20,542	\$21,898	\$2,260	11.5%
HEALTH BENEFITS	\$0	\$0	\$4,394	\$4,394	\$132	\$0	3.0%
SOCIAL SECURITY/MEDICARE	\$0	\$0	\$1,514	\$1,514	\$1,616	\$102	6.7%
WORKMENS COMPENSATION	\$0	\$0	\$194	\$194	\$162	\$32)	-16.5%
UNEMPLOYMENT COMPENSATION	\$0	\$0	\$22	\$22	\$85	\$63	286.4%
TUITION REIMBURSEMENT	\$100	\$0	\$100	\$100	\$0	\$0	0.0%
DENTAL BENEFITS	\$0	\$0	\$201	\$201	\$201	\$0	0.0%
DISABILITY BENEFITS	\$0	\$0	\$120	\$120	\$114	\$6)	-5.0%
SUPRV UNION SERVICES	\$9,562	\$9,562	\$9,240	\$9,240	\$9,088	(\$152)	-1.6%
SUPRV UNION SERVICES-NETWORK SUPPORT	\$21,162	\$21,869	\$21,112	\$21,112	\$19,424	(\$1,688)	-8.0%
REPAIRS AND MAINTENANCE	\$3,000	\$3,594	\$4,444	\$4,444	\$5,151	\$707	15.9%
COMMUNICATIONS-TELEPHONE	\$9,210	\$6,282	\$7,500	\$7,500	\$7,500	\$0	0.0%
GENERAL SUPPLIES	\$4,417	\$2,500	\$2,500	\$2,500	\$2,500	\$0	0.0%
COMPUTER SOFTWARE	\$5,000	\$5,369	\$5,000	\$5,000	\$3,000	(\$2,000)	-40.0%
EQUIPMENT - REPLACEMENT & TELEPHONE	\$12,000	\$9,417	\$12,830	\$12,830	\$20,880	\$8,050	62.7%
TOTAL TECHNOLOGY SERVICES	\$63,034	\$89,713	\$88,809	\$89,713	\$96,245	\$7,436	8.4%

**BUDGET 2011-2012
DESCRIPTION**

**BUDGET 2010 ACTUAL 2010 BUDGET 2011 PROJECTED 2011 BUDGET 2012 FINAL
Incr/(Decr) %**

BOARD OF EDUCATION SVCS.

TECHNICAL SVC.SCHOOL BD	\$700	\$675	\$700	\$700	\$700	\$0	0.0%
SALARIES-TEMPORARY-CLERICAL	\$720	\$360	\$720	\$720	\$720	\$0	0.0%
SOCIAL SECURITY/MEDICARE	\$106	\$79	\$106	\$106	\$106	\$0	0.0%
OFFICIAL SVC TAX COLLECT.	\$8,500	\$8,500	\$8,500	\$9,000	\$9,000	\$500	5.9%
PROFESSIONAL EDUC SVCS	\$250	\$0	\$250	\$250	\$250	\$0	0.0%
OTHER PROFESSIONAL SVCS	\$0	\$3,015	\$0	\$0	\$0	\$0	ERR
LEGAL SERVICES	\$2,000	\$2,197	\$2,000	\$5,000	\$2,500	\$500	25.0%
GENERAL SUPPLIES	\$200	\$267	\$200	\$200	\$200	\$0	0.0%
DUES & FEES	\$1,300	\$1,300	\$1,300	\$1,300	\$1,300	\$0	0.0%
TOTAL BOARD OF EDUCATION SVCS.	\$13,776	\$16,393	\$13,776	\$17,276	\$14,776	\$1,000	7.3%

OFFICE OF SUPERINTENDENT

SUPERVISORY UN SERV-SUPT	\$49,147	\$49,147	\$50,895	\$50,895	\$51,429	\$534	1.0%
SUPERVISORY UN SERV-CRIMINAL REGISTRY	\$0	\$0	\$0	\$0	\$1,000	\$1,000	ERR
TOTAL OFFICE OF SUPERINTENDENT	\$49,147	\$49,147	\$50,895	\$50,895	\$52,429	\$1,534	3.0%

OFFICE OF THE PRINCIPAL

SALARIES-REGULAR-ADMIN.	\$143,200	\$122,853	\$149,940	\$149,940	\$148,331	(\$1,609)	-1.1%
SALARIES-REGULAR-CLERICAL	\$60,872	\$63,279	\$69,754	\$77,369	\$78,766	\$9,012	12.9%
SALARIES-TEMPORARY	\$1,361	\$465	\$1,361	\$1,361	\$1,361	\$0	0.0%
HEALTH BENEFITS	\$40,166	\$35,005	\$37,214	\$41,579	\$42,827	\$5,613	15.1%
SOCIAL SECURITY/MEDICARE	\$15,399	\$15,628	\$16,632	\$17,181	\$17,156	\$524	3.2%
RETIREMENT CONTRIBUTION	\$1,062	\$1,042	\$1,321	\$1,190	\$1,214	(\$107)	-8.1%
SECTION 125 BENEFIT	\$180	\$180	\$180	\$180	\$180	\$0	0.0%
WORKMENS COMPENSATION	\$1,634	\$1,634	\$1,847	\$1,847	\$1,660	(\$187)	-10.1%
UNEMPLOYMENT COMPENSATION	\$77	\$9,412	\$9,344	\$10,505	\$8,370	(\$974)	-10.4%
TUITION REIMBURSEMENT	\$1,200	\$4,522	\$1,200	\$1,200	\$1,200	\$0	0.0%
DENTAL BENEFITS	\$1,506	\$1,506	\$1,506	\$1,506	\$1,506	\$0	0.0%
DISABILITY BENEFITS	\$785	\$887	\$1,142	\$1,120	\$1,118	(\$24)	-2.1%
RENTALS & LEASES/REPAIRS-POSTAGE	\$1,760	\$1,674	\$1,760	\$1,760	\$1,760	\$0	0.0%
RENTALS & LEASES/REPAIRS-COPIER	\$7,500	\$5,867	\$7,500	\$7,500	\$7,500	\$0	0.0%
COMMUNICATIONS-POSTAGE	\$2,500	\$2,124	\$2,500	\$2,500	\$2,500	\$0	0.0%
ADVERTISING	\$5,000	\$1,839	\$5,000	\$5,000	\$3,500	(\$1,500)	-30.0%
TRAVEL	\$300	\$301	\$300	\$300	\$300	\$0	0.0%
GENERAL SUPPLIES	\$3,000	\$2,363	\$3,000	\$3,000	\$3,000	\$0	0.0%
DUES & FEES	\$800	\$574	\$800	\$900	\$800	\$0	0.0%
TOTAL OFFICE OF THE PRINCIPAL	\$288,302	\$271,175	\$312,301	\$325,838	\$323,049	\$10,748	3.4%

FISCAL SERVICES

SUPERVISORY UN SERV	\$39,473	\$39,473	\$41,811	\$41,811	\$38,587	(\$3,224)	-7.7%
TOTAL FISCAL SERVICES	\$39,473	\$39,473	\$41,811	\$41,811	\$38,587	(\$3,224)	-7.7%

**EAST MONTPELIER ELEMENTARY
BUDGET 2011-2012
DESCRIPTION**

	BUDGET 2010	ACTUAL 2010	BUDGET 2011	PROJECTED 2011	FINAL BUDGET 2012	Budget 12-11 Inc/(Decr)	%
INTEREST EXPENSE							
INTEREST EXPENSE-REVENUE ANTIC LOAN	\$0	\$31,920	\$0	\$31,258	\$0	\$0	ERR
TOTAL INTEREST EXPENSE	\$0	\$31,920	\$0	\$31,258	\$0	\$0	ERR
AUDITING SERVICES							
AUDIT SERVICES	\$3,200	\$3,000	\$3,000	\$3,000	\$3,100	\$100	3.3%
TOTAL AUDITING SERVICES	\$3,200	\$3,000	\$3,000	\$3,000	\$3,100	\$100	3.3%
OPERATION AND MAINT. PLANT							
SALARIES-REGULAR-SERVICE	\$99,651	\$94,938	\$93,522	\$87,742	\$93,056	(\$466)	-0.5%
SALARIES-TEMPORARY	\$4,000	\$2,435	\$4,000	\$4,000	\$0	\$0	0.0%
HEALTH BENEFITS	\$10,840	\$12,412	\$10,974	\$16,574	\$17,071	\$6,097	55.6%
SOCIAL SECURITY/MEDICARE	\$7,929	\$7,271	\$7,460	\$7,018	\$7,425	(\$35)	-0.5%
RETIREMENT CONTRIBUTION	\$1,327	\$763	\$1,328	\$1,253	\$1,278	(\$50)	-3.8%
SECTION 125 BENEFIT	\$180	\$180	\$135	\$135	\$135	\$0	0.0%
WORKMENS COMPENSATION	\$804	\$804	\$792	\$792	\$720	(\$72)	-9.1%
UNEMPLOYMENT COMPENSATION	\$55	\$55	\$60	\$60	\$362	\$302	503.3%
DENTAL BENEFITS	\$502	\$502	\$502	\$502	\$0	\$0	0.0%
DISABILITY BENEFITS	\$501	\$248	\$469	\$469	\$484	\$15	3.2%
OTHER PROFESSIONAL SVCS	\$0	\$879	\$0	\$0	\$0	\$0	ERR
SUPERVISORY UNION -SERVICES-ASBESTOS	\$1,000	\$711	\$1,000	\$1,000	\$1,000	\$0	0.0%
WATER TESTING AND SEWER	\$4,000	\$1,920	\$4,000	\$4,000	\$4,000	\$0	0.0%
DISPOSAL SERVICES	\$3,500	\$2,387	\$3,500	\$3,500	\$3,500	\$0	0.0%
SNOW PLOWING	\$6,000	\$2,825	\$6,000	\$6,000	\$6,000	\$0	0.0%
LAWN CARE SERVICES	\$900	\$140	\$900	\$900	\$900	\$0	0.0%
REPAIRS AND MAINTENANCE & DIU RECOMMEND.	\$22,000	\$27,588	\$22,000	\$22,000	\$22,000	\$0	0.0%
INSURANCE	\$9,110	\$8,178	\$9,110	\$9,110	\$8,480	(\$630)	-6.9%
TRAVEL	\$300	\$34	\$300	\$300	\$300	\$0	0.0%
GENERAL SUPPLIES	\$16,000	\$15,590	\$16,000	\$16,000	\$16,000	\$0	0.0%
ELECTRICITY	\$30,000	\$24,526	\$30,000	\$30,000	\$29,340	(\$660)	-2.2%
BOTTLED GAS-PROPANE	\$0	\$1,508	\$0	\$2,000	\$2,120	\$2,120	ERR
OIL	\$16,000	\$4,088	\$16,000	\$14,000	\$6,360	(\$9,640)	-60.3%
OTHER ENERGY-WOOD CHIPS	\$8,400	\$7,083	\$8,400	\$8,400	\$6,904	\$504	6.0%
EQUIPMENT -TRACTOR & CHAIRS	\$4,600	\$2,200	\$4,600	\$4,600	\$4,600	\$0	0.0%
TOTAL OPERATION AND MAINT. PLANT	\$247,599	\$219,245	\$241,052	\$240,355	\$238,537	(\$2,515)	-1.0%
STUDENT TRANSPORTATION SV							
STUDENT TRANSPORTATION SV	\$82,714	\$78,822	\$81,890	\$81,890	\$83,200	\$1,310	1.6%
STUDENT TRANSP SV-FIELD TRIPS	\$5,752	\$6,572	\$5,752	\$5,752	\$8,752	\$3,000	52.2%
TOTAL STUDENT TRANSPORTATION SV	\$88,466	\$85,394	\$87,642	\$87,642	\$91,952	\$4,310	4.9%

BUDGET 2011-2012 DESCRIPTION	BUDGET 2010	ACTUAL 2010	BUDGET 2011	PROJECTED 2011	FINAL BUDGET 2012	Budget 12-11 Incr/(Decri)	%
DEBT SERVICE							
INTEREST-Building & Water Loan	\$360	\$360	\$0	\$0	\$964	\$964	ERR
PRINCIPAL-Building	\$10,000	\$10,000	\$0	\$0	\$0	\$0	ERR
TOTAL DEBT SERVICE	\$10,360	\$10,360	\$0	\$0	\$964	\$964	ERR
FUND TRANSFERS							
FUND TRANSFER-FOOD SVC	\$14,500	\$14,500	\$14,500	\$14,500	\$14,500	\$0	0.0%
FUND TRANSFER-CAPITAL IMPROVEMENTS	\$76,162	\$83,162	\$86,522	\$86,522	\$86,522	\$0	0.0%
TOTAL FUND TRANSFERS	\$90,662	\$97,662	\$101,022	\$101,022	\$101,022	\$0	0.0%
INSTR.SVC-STUDENT SUP SVC							
SALARIES-REGULAR-PROFESS.	\$148,323	\$149,046	\$148,786	\$148,786	\$147,447	(\$1,339)	-0.9%
SALARIES-REGULAR-TECH.	\$211,392	\$206,999	\$186,139	\$175,651	\$107,126	(\$79,013)	-42.4%
SALARIES-TEMPORARY, SUMMER & BUS MONITORS	\$32,000	\$46,273	\$49,000	\$49,000	\$49,000	\$0	0.0%
HEALTH BENEFITS	\$76,782	\$81,118	\$73,754	\$66,055	\$35,660	(\$38,094)	-51.7%
SOCIAL SECURITY/MEDICARE	\$29,822	\$29,226	\$29,172	\$28,377	\$23,027	(\$6,145)	-21.1%
SECTION 125 BENEFIT	\$630	\$630	\$540	\$540	\$360	(\$180)	-33.3%
WORKMENS COMPENSATION	\$3,020	\$3,020	\$3,111	\$3,111	\$2,138	(\$973)	-31.3%
UNEMPLOYMENT COMPENSATION	\$316	\$316	\$308	\$1,469	\$971	\$663	215.3%
TUITION REIMBURSEMENT	\$1,700	\$1,043	\$1,700	\$1,700	\$1,700	\$0	0.0%
DENTAL BENEFITS	\$803	\$803	\$803	\$803	\$1,506	\$703	87.5%
DISABILITY BENEFITS	\$1,463	\$1,471	\$1,718	\$1,663	\$1,299	(\$419)	-24.4%
OTHER PROFESSIONAL SVCS	\$50,930	\$113,809	\$85,000	\$85,000	\$67,000	(\$18,000)	-21.2%
TUITION-BAIRD	\$34,524	\$0	\$0	\$0	\$0	\$0	ERR
TRAVEL	\$850	\$327	\$850	\$850	\$500	(\$350)	-41.2%
GENERAL SUPPLIES	\$7,500	\$4,739	\$7,500	\$7,500	\$7,000	(\$500)	-6.7%
BOOKS AND PERIODICALS	\$500	\$541	\$500	\$500	\$500	\$0	0.0%
EQUIPMENT	\$2,000	\$0	\$2,000	\$2,000	\$0	(\$2,000)	-100.0%
TOTAL INSTR.SVC-STUDENT SUP SVC	\$602,555	\$639,361	\$590,881	\$573,005	\$445,234	(\$145,647)	-24.6%
PSYCHOLOGICAL SVCS							
OTHER PROFESSIONAL SVCS-PSYCHOLOGICAL SV	\$8,400	\$8,665	\$7,000	\$7,000	\$7,000	\$0	0.0%
TOTAL PSYCHOLOGICAL SVCS	\$8,400	\$8,665	\$7,000	\$7,000	\$7,000	\$0	0.0%
SPEECH SERVICES							
SALARIES-REGULAR-PROFESS.	\$61,007	\$60,994	\$62,233	\$62,233	\$51,466	(\$10,767)	-17.3%
SALARIES-REGULAR-TECH.	\$0	\$0	\$0	\$20,618	\$21,023	\$21,023	ERR
HEALTH BENEFITS	\$0	\$0	\$0	\$10,985	\$11,315	\$11,315	ERR
SOCIAL SECURITY/MEDICARE	\$4,667	\$4,636	\$4,761	\$6,338	\$5,545	\$784	16.5%
SECTION 125 BENEFIT	\$45	\$45	\$45	\$90	\$90	\$45	100.0%
WORKMENS COMPENSATION	\$463	\$463	\$496	\$496	\$518	\$22	4.4%
UNEMPLOYMENT COMPENSATION	\$47	\$47	\$51	\$51	\$271	\$220	431.4%

EAST MONTPELIER ELEMENTARY

BUDGET 2011-2012

DESCRIPTION

BUDGET 2010 **ACTUAL 2010** **BUDGET 2011** **PROJECTED 2011** **FINAL BUDGET 2012** **Budget 12-11**

Incr/(Deacr)

%

DENTAL BENEFITS	\$502	\$502	\$502	\$502	\$402	(\$100)	-20.0%
DISABILITY BENEFITS	\$301	\$326	\$307	\$414	\$363	\$56	18.2%
TOTAL SPEECH SVC	\$67,032	\$67,013	\$68,395	\$101,727	\$90,993	\$22,598	33.0%
SPECIAL EDUCATION TRANSPORTATION							
STUDENT TRANSPORTATION SVCS	\$2,000	\$777	\$10,000	\$10,000	\$1,000	(\$9,000)	-90.0%
TOTAL SPECIAL EDUCATION TRANSPORT.	\$2,000	\$777	\$10,000	\$10,000	\$1,000	(\$9,000)	
SU ASSESSMENTS							
SUPERVISORY UN SERV-SPED	\$26,867	\$26,867	\$25,528	\$25,528	\$23,668	(\$1,860)	-7.3%
SUPERVISORY UN SERV-EARLY ED	\$14,017	\$14,017	\$12,114	\$12,114	\$11,398	(\$716)	-5.9%
TOTAL SU ASSESSMENTS	\$40,884	\$40,884	\$37,642	\$37,642	\$35,066	(\$2,576)	
ENGLISH LANGUAGE LEARNERS							
SALARIES-TEMPORARY-ELL	\$7,893	\$3,386	\$7,893	\$6,732	\$6,732	(\$1,161)	-14.7%
SOCIAL SECURITY/MEDICARE	\$0	\$263	\$0	\$515	\$515	\$515	ERR
UNEMPLOYMENT COMPENSATION	\$0	\$0	\$0	\$0	\$26	\$26	ERR
TRAVEL	\$0	\$58	\$0	\$0	\$0	\$0	ERR
TOTAL ENGLISH LANGUAGE LEARNERS	\$7,893	\$3,707	\$7,893	\$7,247	\$7,273	(\$620)	-7.9%
TOTAL EXPENSES	\$3,180,486	\$3,183,186	\$3,193,881	\$3,297,816	\$3,183,814	(\$10,067)	-0.32%
PROFIT (LOSS)	\$0	\$68,019	(\$0)	(\$54,809)	(\$0)	(\$0)	

**East Montpelier Elementary School
Significant Changes Budget 2012 vs. 2011**

Salary & Benefit Items

Negotiated Items	FINAL	Entire Budget % Change
Salary Increases	\$33,356	1.04%
Horizontal Salary & Benefit Costs	\$14,061	0.44%
Health Benefits-Current Enrollment @3% Inflation	\$11,667	0.37%
Miscellaneous Benefit Changes	\$447	0.01%
Subtotal Negotiated Items	\$59,531	1.86%
Staffing Changes:		
Salary & benefits Update School-wide-Additional Cost FY 10-11	\$5,682	0.18%
Health Insurance Update School-wide-Additional Cost FY 10-11	\$39,344	1.23%
Special Education Services-Paraeducator-RIF 4.0 FTE	(\$111,784)	-3.50%
Speech Svcs- Reduce .2 FTE Paid by grant	(\$13,981)	-0.44%
Operation of Plant-Addl .125 FTE Custodian	\$3,910	-0.12%
Principal's Office -Reduce Asst Principal by 15 days	(\$5,032)	-0.16%
Loss of Consolidated Federal Grant-Add .6FTE Teacher, .6FTE Paraeducator	\$57,705	1.81%
Subtotal Staffing Changes	(\$24,156)	-0.76%

Budget FY 11
\$2,420,866

Budget FY 12
\$2,456,241

Total Salary & Benefit Items

\$35,375 **1.11%**

Nonsalary changes:

Instructional Books & Supplies	(\$10,000)	-0.31%
WCSU Assessments-Final	(\$4,174)	-0.13%
WCSU-Shared Services-Criminal Registry	\$1,000	0.03%
Technology Services-Equipment-Server Less Tech support	\$5,069	0.16%
Library Services- Audiovisual	(\$1,055)	-0.03%
Board of Ed-Legal Svcs \$500, Tax Collection \$500	\$1,000	0.03%
Principals Office-Advertising	(\$1,500)	-0.05%
Student Transportation Services	\$1,310	0.04%
Operation of Plant-Utilities	(\$8,306)	-0.26%
Special Education-Prof Svcs, Tuition Supplies etc	(\$20,850)	-0.65%
Special Education-Student Transportation	(\$9,000)	-0.28%
Debt Savings-Water Loan	\$964	0.03%
Miscellaneous Changes-audit	\$100	0.00%
Total Nonsalary	(\$45,442)	-1.42%

\$773,015 **\$727,573**

\$3,193,881 **\$3,183,814**

Total Budget Expense Change

(\$10,067) **-0.32%**

**EAST MONTPELIER TOWN SCHOOL DISTRICT
WARNING**

The legal voters of the East Montpelier Town School District are hereby notified and warned to meet at the East Montpelier Elementary School in East Montpelier on Tuesday, March 1, 2011 at 9:30* A.M. to act on the following:

The polls for articles to be voted on by Australian ballot will open at 7 A.M. and close at 7 P.M. (17 VSA § 2561).

ARTICLE 1. To elect a Moderator for the year ensuing.

ARTICLE 2. To elect the following School Directors by Australian ballot:

One (1) School Director	Two (2) Year Term
One (1) School Director	Three (3) Year Term
One (1) U-32 Director	Three (3) Year Term

ARTICLE 3. To hear and act upon the report of the Town School Directors.

ARTICLE 4. Will the School District adopt a budget not to exceed \$3,183,814 for the operation of the school for the ensuing year?

ARTICLE 5. Will the School District authorize the Board of School Directors to hold any audited fund balance as of June 30, 2011 in a reserve fund to be expended under the control and direction of the Board of School Directors for the purpose of operating the school?

ARTICLE 6. Will the School District authorize the Board of School Directors to borrow money in anticipation of the receipt of revenues for the school year?

ARTICLE 7. To transact any other business that may legally come before the meeting.

A meeting will be held on Saturday, February 26, 2011 to provide information on the articles to be voted by Australian ballot at Town Meeting. The meeting will be held at the East Montpelier Elementary School Cafeteria at 9:30 A.M.

The legal voters of East Montpelier Town School District are further notified that voter qualification, registration, and absentee voting relative to said annual meeting shall be as provided in Section 553 of Title 16, and Chapters 43, 51 and 55 of Title 17, Vermont Statutes Annotated.

SCHOOL DIRECTORS


Janice Aldrich, Chair


Rosie Laquerre, Vice Chair


Trevor Lewis, Clerk


Andrea Colnes


Rubin Bennett

* Please note time. The Town and School Meeting are now both being warned at 9:30 A.M. Both will convene and then one will be recessed until the completion of the other meeting. This will allow a quicker transition between meetings. The School Directors' Meeting portion will be recessed until the conclusion of the Town Meeting. At the conclusion of the Town Meeting, the School Directors' Meeting will be started immediately after a short break.

INFORMATIONAL COPY OF U-32 WARNING

U-32 SCHOOL DISTRICT WARNING

**Annual Meeting Union High School District No. 32, a municipal corporation
consisting of the Town School Districts of
Berlin, Calais, East Montpelier, Middlesex, and Worcester, Vermont.**

The legal voters of the Union High School District No. 32 are hereby notified and warned to vote by Australian ballot on the following articles:

The legal voters of the Berlin Town School District are hereby notified and warned to meet at the Berlin Elementary School in Berlin Corner on Tuesday, the 1st day of March, 2011 from 10 A.M. to 7 P.M. to transact the following business:

The legal voters of the Calais Town School District are hereby notified and warned to meet at the Calais Town Hall in Gospel Hollow on Tuesday, the 1st day of March, 2011 from 9 A.M. to 7 P.M. to transact the following business:

The legal voters of the East Montpelier Town School District are hereby notified and warned to meet at the East Montpelier Elementary School in East Montpelier on Tuesday, the 1st day of March, 2011 from 7 A.M. to 7 P.M. to transact the following business:

The legal voters of the Middlesex Town School District are hereby notified and warned to meet at the Rumney School in Middlesex on Tuesday, the 1st day of March, 2011 from 10 A.M. to 7 P.M. to transact the following business:

The legal voters of the Worcester Town School District are hereby notified and warned to meet at the Doty Memorial School on Tuesday, the 1st day of March, 2011 from 10 A.M. to 7 P.M. to transact the following business:

ARTICLE 1. To elect a Clerk for a term of one (1) year.

ARTICLE 2. To elect a Treasurer for a term of one (1) year.

ARTICLE 3. To elect an Auditor for a term of three (3) years.

ARTICLE 4. To fix the annual compensation of district officers.

Auditors	\$200.00 each
Clerk	\$200.00
Directors	\$850.00 each
Chair	\$875.00
Treasurer	\$1,000.00

ARTICLE 5. Shall the Union High School District No. 32 adopt a budget of \$13,123,665.00 for the 2011 –2012 school year?

INFORMATIONAL COPY OF U-32 WARNING

- ARTICLE 6.** Will the School District authorize the Board of School Directors of Union District No. 32 to hold any audited fund balance as of June 30, 2011 in a reserve fund to be expended under the control and direction of the Board of School Directors for the purpose of operating the school?
- ARTICLE 7.** Will the School District authorize the Board of School Directors to borrow money by issuance of bonds and notes, not in excess of anticipated revenue for the school year?

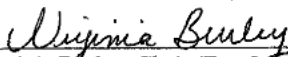
A meeting will be held on Monday, February 28, 2011 to provide information on the articles to be voted by Australian ballot at Town Meeting. The meeting will be held at U-32 in room 131 and will begin at 6:00 P.M.

The legal voters of Union High School District No. 32 are further notified that voter qualification, registration, and absentee voting relative to said annual meeting shall be as provided in Section 706(u) of Title 16, and Chapters 43, 51 and 55 of Title 17, Vermont Statutes Annotated.

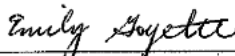


Susan Catlin, Clerk

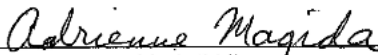
SCHOOL DIRECTORS




Virginia Burley, Chair (East Montpelier)



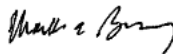
Emily Goyette, Clerk (East Montpelier)




Adrienne Magida (Middlesex)




Michael Stridsberg (Berlin)



Mark Berry, Vice Chair (Berlin)



Allen Gilbert (Worcester)



Conrad Smith (Calais)

ABSTRACT OF MINUTES
MARCH 2, 2010 — TOWN MEETING

Moderator Dworkin called to order at 9:32 AM. Moments of respect for soldiers and others currently serving in communities and overseas, and their families and for recently deceased community members. Acknowledgement of Wes Cate, who had recently moved to Montpelier, was made with an ovation by those present.

Moderator Dworkin then adjourned Town Meeting at 9:40 AM. in order to open the School Meeting. Moderator Dworkin resumed the Town Meeting at 10:36 a.m. and explained that VSA 17, §2640 allows for Articles that appear on the Australian Ballot (with the exception of Town Officers) to be discussed on the floor.

Art. 1: Voted and elected the following Officers by Australian Ballot:

Town Moderator, 1-year term	Michael H. Dworkin
School District Moderator, 1-year term	Michael H. Dworkin
Selectboard Member, 3-year term	C. Bruce Johnson
Selectboard Member, 2-year term	Seth B. Gardner
Lister, 3-year term	Putnam Clayton
Auditor, 3-year term	Deborah Fillion
Auditor, 2-year term (of a 3-year term)	Charlotte (Cherie) Staples
Trustee of Public Funds, 3-year term	No Candidate
Town Law Agent, 1-year term	No Candidate
Town Grand Juror, 1-year term	No Candidate
First Constable, 1-year term	Sandy F. Conti
Second Constable, 1-year term	Paul Haynes
Collector of Delinquent Taxes, 3-year term	Karen M. Gramer
Cemetery Commissioner, 5-year term	Elliott Morse
Planning Commissioner, 3-year term	Kim B. Watson
Planning Commissioner, 3-year term	Kenneth Santor
Planning Commissioner, 3-year term	No Candidate
EM Elementary School Director, 3-yr term	Andrea Colnes
EM Elementary School Director, 2-yr term	Trevor Lewis
U-32 School Director, 3-year term	Virginia “Ginny” Burley

Art. 2: Voted to hear the reports of several Town Officers and to act thereon. Selectboard chair Rob Chickering spoke, mentioning in particular the considerable work put into the Emergency Services Facility project. Questions from the floor resulted in a discussion of the retention of Bruce Bjornland as Town Attorney. Moderator Dworkin asked if there were any other comments or questions. None were raised, and Moderator moved on to next Article.

Art. 3: Voted to have the Town raise the sum of \$ 1,147,484.15 as proposed by

the Selectboard, for laying out and repairing highways and for other necessary Town expenses for fiscal year 2011 (July 1, 2010 through June 30, 2011). Passed by Australian Ballot. Moderator Dworkin invited discussion of the Article and questions were raised as to the proposed Fire Department and Ambulance Service budgets, to which Fire Chief John Audy responded.

Art. 4: Voted to authorize the Selectboard to: a) raise an amount not to exceed \$136,600 for the Capital Reserve Fund to initiate its plan for repaving Town Highways; and b) expend an amount not to exceed \$136,600 from the Capital Reserve Fund towards said plan. Voted by Australian Ballot.

Art. 5: Voted to authorize the Selectboard to: raise an amount not to exceed \$25,000 for the Capital Reserve Fund and expend an amount not to exceed \$120,000 from the Capital Reserve Fund toward the purchase of a new Town highway dump truck. Voted by Australian Ballot.

Art. 6: Voted to raise \$38,400 for the Capital Reserve Fund. Voted by Australian Ballot. Moderator Dworkin invited discussion and concerns were raised about the new dump truck, the road paving plan, and the Rt. 2/Vt 14N planned new intersection.

Art. 7: Voted to raise the sum of \$32,296 for Kellogg-Hubbard Library for the support of the Kellogg-Hubbard Library. Voted by Australian Ballot.

Moderator called for lunch recess at noon; re-opened Town Meeting at 1:14 PM.

Art. 8: Voted to authorize the Selectboard to borrow in anticipation of taxes. Passed by voice vote.

Art. 9: Voted to authorize the Selectboard to accept and to spend grant funding received during the fiscal year 2011 without a vote of the Town. Passed by voice vote.

Art. 10: Voted to authorize all property taxes for the fiscal year 2011 to be paid to the Treasurer, without discount in two installments and received by the Town Treasurer at the East Montpelier Municipal Building as follows: The first installment will be due on or before 5:00 PM Monday, November 15, 2010 and the second installment will be due on or before 5:00 PM Monday, May 16, 2011. Passed by voice vote.

Art. 11: Voted to raise a sum not to exceed \$9,000 to be expended by the East Montpelier Cemetery Commission for the support and maintenance of Town cemeteries during fiscal year 2011. Passed by voice vote.

Art. 12: Voted to increase the amount of a veteran's property valuation subject to of the Veterans Exemption from the current \$10,000 to \$20,000. Passed by voice vote.

Art. 13: Voted to raise the amounts listed below as recommended by the Town's Funding Request Study Committee, or what other amounts, for the following organizations for fiscal year 2011. Passed by voice vote.

a) Battered Women's Services and Shelter	\$675
b) Central Vermont Community Action Council	\$400
c) Central Vermont Community Land Trust	\$150
d) Central Vermont Council on Aging	\$1,500
e) Central Vermont Home Health & Hospice	\$3,200
f) Central Vermont Memorial Civic Center	\$250
g) Community Connections	\$2,500
h) Family Center of Washington County	\$500
i) Green Mountain Transit	\$1,300
j) Green-up Vermont	\$150
k) Onion River Food Shelf	\$600
l) People's Health and Wellness Clinic	\$950
m) Retired & Senior Volunteer Program	\$275
n) Sexual Assault Crisis Team	\$200
o) Twin Valley Senior Center	\$500
p) U-32 Project Graduation	\$300
q) Vermont Association for the Blind & Visually Impaired	\$100
r) Vermont Cares	\$150
s) Vermont Center for Independent Living	\$200
t) Washington County Diversion Program	\$350
u) Washington County Youth Service Bureau	\$400
Total	\$14,650

Art. 14: Voted to raise a sum not to exceed \$3,900 to be expended by the Four Corners Schoolhouse Association operating expenses for fiscal year 2011. Passed by voice vote.

Art. 15: Voted to raise the sum of \$8,333 as its share of the first year cost of commuter bus service along Route 2 with service into Montpelier. This appropriation funds a portion of the total cost of the service, which will also be supported by appropriations from other towns, a state grant, and rider fares. After some discussion, passed by voice vote.

Art. 16: To transact any other business that may properly come before the meeting. Moderator Dworkin announced his upcoming Sabbatical in the first half of 2012, and that a new Town Moderator and School Moderator

would need to be elected in 2011. Various townspeople made brief reports: Representative Tony Klein described his energy and electronics recycling efforts, repercussions of the State's financial crisis, and answered questions; Carl Etnier spoke on the proposed P.A.C.E. (Property Assessed Clear Energy) program; Renee Carpenter gave an update on the Coburn Quarry status; Edie Miller spoke on GOOGLE's "Fiber for Communities" pilot project; Mark Stephen thanked the Town for its support and encouragement on behalf of his daughter, Liz, as she placed 58th in the world as member of the US Olympics Team.

Motion to adjourn: Town Meeting 2010 adjourned at 2:20 PM.



Photo © Deborah Fillion

ABSTRACT OF MINUTES
MARCH 2, 2010 — SCHOOL DISTRICT MEETING

Moderator Dworkin called to order at 9:40 AM.

Art. 1: Voted by Australian Ballot and elected Michael Dworkin, Moderator.

Art. 2: Voted by Australian ballot to elect the following:
EMES School Director - 2 Year Term Trevor Lewis
EMES School Director - 3 Year Term Andrea Colnes
U-32 Director - 3 Year Term Virginia “Ginny” Burley

Art. 3: Voted to hear the report of the Board of School Directors: School Board Member Jan Aldrich introduced new Principal Roddy Cooke and new Assistant Principal Kate Torey. Principal Cooke presented a video created about the school. Board Member Michelle Leno described the Facilities Committee’s work to address the needs of the school after many years of neglectful maintenance: a deteriorating heating & ventilation system, the increased special needs of the students, and the faculty and the administrative offices, with an intent to hold a Bond vote in November.

Board Member Rosie Laquerre provided a summary of the proposed budget, and Board Member Jan Aldrich responded to questions regarding the Principal and Assistant Principal positions’ salaries and described the three factors that affect the school tax rate..

Art. 4: Voted to adopt a budget not to exceed \$3,193,881 for the operation of the school for the ensuing year. Passed by voice vote.

Art. 5: Voted to authorize the Board of School Directors to hold any audited fund balance as of June 30, 2010 in a reserve fund to be expended under the control and direction of the Board of School Directors for the purpose of operating the school. Passed by voice vote.

Art. 6: Voted to authorize the Board of School Directors to borrow money in anticipation of the receipt of revenues for the school year. Passed by voice vote.

Art. 7: No further business was brought forward and this Article was approved by voice vote.

School Meeting 2010 adjourned at 10:25 AM.

RESULTS OF U-32 AUSTRALIAN BALLOT

Results for the vote on March 2, 2010:

ARTICLE 1. To elect a Clerk for a term of one (1) year.

Susan (Charlie) Catlin: 1,640 Write Ins: 8 Spoiled: 3 Blank: 263 Total: 1,913

ARTICLE 2. To To elect a Treasurer for a term of one (1) year.

Florence J. Young: 1,637 Write Ins: 5 Spoiled: 2 Blank: 269 Total: 1,913

ARTICLE 3: To elect an Auditor for a term of three (3) years.

Ed Deegan: 1,620 Write Ins: 9 Spoiled: 2 Blank: 283 Total: 1,913

ARTICLE 4: To fix the annual compensation of district officers.

Auditors: \$200 each; Clerk: \$200; Directors: \$850 each; Chair: \$875; Treasurer: \$1,000

Votes: Yes: 1,459 No: 297 Spoiled: 1 Blank: 156 Total: 1,913

ARTICLE 5: Shall the Union High School District No. 32 adopt a budget of \$12,996,263.00 for the 20010– 2011 school year?

Votes: Yes: 1,099 No: 767 Spoiled: 0 Blank: 47 Total: 1,913

ARTICLE 6: Will the School District authorize the Board of School Directors of Union District No. 32 to hold any audited fund balance as of June 30, 2011 in a reserve fund to be expended under the control and direction of the Board of School Directors for the purpose of operating the school?

Votes: Yes: 1,395 No: 451 Spoiled: 0 Blank: 67 Total: 1,913

ARTICLE 7: Will the School District authorize the Board of School Directors to borrow money by issuance of bonds and notes, not in excess of anticipated revenue for the school year?

Votes: Yes: 1,345 No: 500 Spoiled: 0 Blank: 68 Total: 1,913

ANIMAL LICENSES

All dogs and wolf-hybrids six months of age or older shall annually on or before April 1 be licensed. Also any dog that is acquired after April 3 or becomes six months old during the year shall within 30 days be licensed.

Fees for licensing a dog or wolf-hybrid are as follows:

		Late registration
--	--	-------------------

1. Neutered/Spayed dogs or wolf-hybrids	\$ 8.00*	\$ 10.00
--	----------	----------

2. Unneutered/Unspayed dogs or wolf-hybrids	\$ 12.00*	\$ 16.00
--	-----------	----------

*The Town retains \$4.00 and \$8.00 of the above fees.

The remaining \$4.00 pass through to the State as follows:

\$1.00 to State Rabies Program; \$3.00 to State Spay/Neuter Program.

(See page 32 for FY10 Pass-Through Accounts.)

Spaying or neutering certificates from veterinarian **must** be exhibited.

A current rabies vaccination certificate **must** be filed with the Town Clerk.

A current rabies vaccination means that:

- (1) a dog/wolf hybrid over 3 months of age or less than a year of age has been vaccinated.
- (2) a dog/wolf hybrid within 9 to 12 months of initial vaccination must receive a booster shot.
- (3) a dog/wolf hybrid subsequent vaccination following initial vaccination shall be valid for 36 months. [V.S.A. Title 20, Section 3581(c)(1)]

2011 Annual RABIES CLINIC

To be held in March at the new Fire Department Station.

Contact the Town Clerk @ 223-3313 for date & time.



RABIES ALERT

Rabies is a disease that can kill animals and people.

- Vermont law requires rabies shots for all cats and dogs.
- Enjoy wildlife from a safe distance. Remember, rabid animals have been found in all Vermont counties.

Questions?

Call 1-800-4-RABIES (472-2427)

VOLUNTEER POSITIONS ON TOWN BOARDS

The Town frequently looks for qualified individuals to serve on Boards and committees, as well as appointed offices. If you are interested in getting involved, please fill out and return this form to **Town Administrator, Town Office, PO Box 157, East Montpelier, VT 05651** or call the Town Office at 223-3313.

Name _____

Address _____
Street Town Zip

Phone _____
Home Work Email

Interest in serving on:

- ☐ Development Review Board
- ☐ Conservation Fund Advisory Committee
- ☐ Forest Committee
- ☐ Funding Request Study Committee
- ☐ Rally Day Committee
- ☐ Recreation Board
- ☐ State Police Community Advisory Board
- ☐ Other _____

Background/Experience/Previous Boards or Committees served on: _____



CHANGE OF NAME OR ADDRESS

Regarding any change or correction of name or address, please notify:
Town Clerk, P.O. Box 157, East Montpelier, VT 05651

* Change of Name From: _____

To: _____

Change of Address To: _____

Signature of Property Owner/Voter

* NOTE: To change a Name on a Deed, we will send you an official document to be signed by you. To change a name on the voter checklist, you may use this form.

[illegible]

This image shows a single sheet of white paper with horizontal ruling lines. The lines are evenly spaced and run across the width of the page. There are no margins, text, or other markings on the paper.

Abstract of March 2010 School Minutes, 122
 Abstract of March 2010 Town Minutes, 118–121
 Abstract of the Grand List, 42
 Animal Control Report, 66
 Animal License and Rabies, 124
 Appreciation, 2
 Auditors' Report — School, 98
 Auditors' Report — Town, 78–79
 Ballot, Candidates on Australian, 3
 Births, 76
 Budget — Town Revenues and Expenses, 16–27
 Capital Reserve Fund & Program, 37–39
 Carlton C. Smith Recreational Fund, 33
 Cash Fund Balance Reconciliation, 29
 Cemetery Fund and Commission Report, 38–39
 Central VT Regional Planning Commission, 52
 Central VT Solid Waste Management District, 53
 Central VT State Police Comm. Advisory Board, 63
 Change of Name or Address Form, 125
 Coburn Road Quarry Swimming Hole, 63
 Community Connections, 96
 Community Groundwater Study Group, 96
 Conservation Fund Advisory Report, 41
 Constables Report, 66
 Deaths, 75
 Delinquent Taxes and Collector's Report, 31
 Document Restoration Fund, 33
 East Mont. Fire Dept. and Ambulance Service
 Report and Budget, 67–73
 Education Spending, 59
 EMES (E.M. Elementary School)
 Abstract of March 2010 Minutes, 122
 Auditors' Report, 98
 Balance Sheet, 98
 Budget — Actual & Proposed, 106–112
 Budget — Significant Changes, 113
 Capital Reserve Program, 102
 Enrollment, 103
 Principal's Message, 101–101
 Salary and Benefits, 104–105
 School Board's Report, 97
 Warning, 114–115
 Emergency Services Fund, 34
 Fiduciary Funds and Special Accounts Summary, 32
 Fire Department Report and Budget, 67–73
 Fireworks Fund, 33
 Forum: Notice of Informational Meeting 3
 Four Corners Schoolhouse Assoc. Report, 54–55
 Funding Request Study Committee Report, 57–59
 Grand List, Abstract of, 42
 Grand List Reappraisal Fund, 33
 Groundwater Study Group, 62
 Historical Society, 50
 Indebtedness, Schedule of, 14
 Jean & Wes Cate Community Fund (breakfast), 11
 Kellogg-Hubbard Library Report, 56
 Land Conservation Fund, 41
 Listers' Report, 32–34
 Map of East Montpelier, 65
 Marriages and Civil Unions, 74
 Minutes — EMES Meeting, March 2010, 122
 Minutes — Town Meeting, March 2010, 118–121
 Northern VT Resource Conservation & Dev., 49
 Officers — Town, Appointed, 6–7
 Officers — Town, Elected, 5–6
 Pass-Through Accounts, 32
 Planning Commission Report, 46–47
 Property Transfers 2010, 34
 Rally Day Committee Report, 51
 Recreation Board Report, 53
 Salaries — EMES, 104–105
 Salaries — Town, 28
 Salaries — U-32, 92–93
 Salaries — WCSU, 88
 Sandy Pines Community Development Fund, 40
 Schedule of Indebtedness, 14–15
 School Distict Reports: *See* EMES; U-32; WCSU
 Selectboard Report, 12–13
 Sesquicentennial Fund, *see* Document Restoration
 Special Bridge & Culvert Projects Reserve Fund, 32
 Tax Rate Calculations, School, 95
 Taxes Raised and Distribution, 30
 Town Auditors Report, 78–79
 Town Clerk and Treasurer Report, 45
 Town Forest Fund, 33
 Town/School Meeting Forum, 3
 Town Property: Land, Buildings, Cemeteries,
 and Vehicles, 34–35
 Town Salaries, 28
 Trails Committee Report, 52
 U-32 Balance Sheet, 90
 U-32 Budget Summary, 91
 U-32 Salaries and Benefits, 92–93
 U-32 Results of March 2010 Votes, 123
 U-32 Warning, Informational Copy of, 116–117
 Veterans Memorial Fund, 33
 Vital Statistics, 74–75
 Volunteer Fire Department and Fast Squad, 67–73
 Volunteer Positions on Town Boards, 125
 Voter Registration Information, 77
 Voting Records and Population, 76
 Warning — School District, 114–115
 Warning — Town, 8–11
 Warning — U-32, Informational Copy of, 116–117
 Washington Central Supervisory Union: *See* WCSU
 WCSU Balance Sheet, 85
 WCSU Budget Summary, 86
 WCSU Superintendent's Office Report, 80–84
 Wrightsville Beach Recreation District, 64
 Zoning Administrator's Report, 47
 Zoning Permit Fees, 48